

# ITALY WEEKLY SNAPSHOT (12 FEB - 18 FEB 2024)

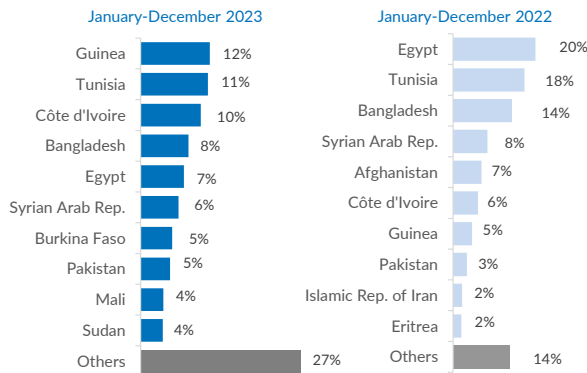
## Sea arrivals <sup>1</sup>



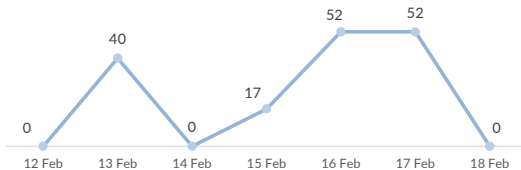
## Sea Arrivals in 2024 by disembarkation site



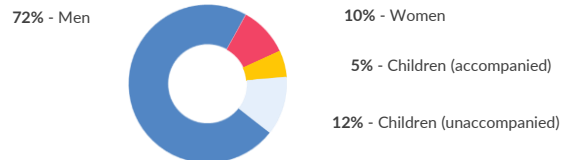
## Top 10 most common countries of origin



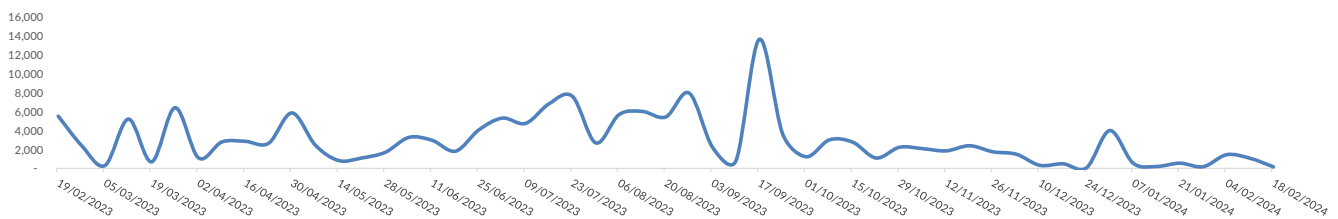
## Daily sea arrivals last week (12 Feb - 18 Feb 2024)



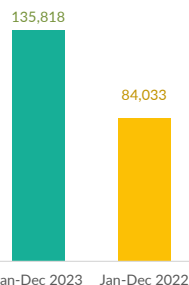
## Sea arrivals by gender and age, Jan-Dec 2023



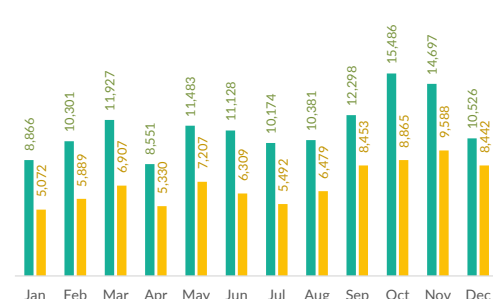
## Weekly sea arrivals last year



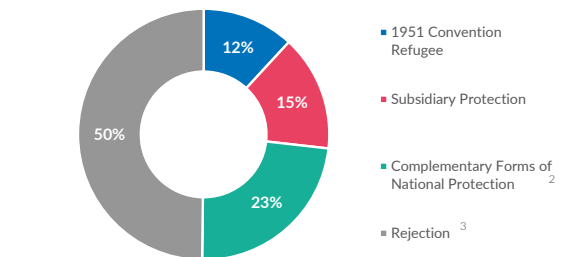
## Asylum applications, Jan-Dec 2023 vs Jan-Dec 2022



## Asylum applications by month, Applications are not necessarily lodged by new arrivals 2023 vs 2022



## First-Instance RSD Decisions, Jan-Dec 2023



Total first-instance decisions (Jan-Dec 2023)  
 Total pending cases (as of Dec 23) <sup>4</sup>

**41,413**  
**146,938**

<sup>1</sup> The charts above are based on figures from the Italian Ministry of Interior and UNHCR estimates. All figures are provisional and subject to change. Please note that, in addition to sea arrivals, Italy also receives land arrivals and air arrivals. The present document focuses on sea arrivals only, as per official figures provided by the Italian Ministry of Interior.

<sup>2</sup> 'Complementary forms of national protection' include decisions granting authorization to stay for humanitarian reasons under national law to persons who are not eligible for international protection, but nonetheless at risk of violation of articles 3 and 8 of the ECHR in case of return.

<sup>3</sup> 'Rejection' includes all cases closed, including decisions not taken on the merits, such as inadmissibility decisions and no-shows.

<sup>4</sup> Source: Ministry of Interior. This includes pending cases at first and second instance.