Uganda Country Refugee Response Plan
Detailed planning 2024-2025

This appeal is an annex to the UCRRP 2022-2025, developed based on a bi-annual review of needs.

Updated December 2023

Contents

Executive Summary 3

At a Glance 6

Situation Analysis 7

Sector Response Strategies 28

Education 28

Environment, Energy, Settlement and Non- Food Items 34

Food Security 38

Health and Nutrition 42

Livelihoods and Resilience 46

Protection 52

Water, Sanitation and Hygiene 58

Annex 1 – Financial requirements by sector and situation 62

Annex 2 – Financial requirements by partner and situation 62

Annex 3 - Strategic Assumptions and Risks 65

Executive Summary

The Uganda Country Refugee Response Plan (UCRRP) provides a framework covering the period 2022-2025, with an updated detailed planning for 2024-2025. It is a joint plan between the Office of the Prime Minister (OPM), UNHCR and UN Agencies, international and national partners. The UCRRP aims to respond to challenges in a holistic, comprehensive, and integrated manner to achieve its strategic objectives: strengthen Uganda's asylum space, provide lifesaving assistance, improve access to public services, strengthen co-existence and self-reliance, and pursue durable solutions.

Uganda continues to host the highest number of refugees in Africa, with over 1.6 million refugees from South Sudan, the Democratic Republic of Congo (DRC), Somalia, Rwanda, Burundi, Sudan, and 27 other countries. In 2023, 99,052 refugees and asylum seekers arrived in Uganda, and a total of 245,811 persons arrived since 2022. This continuous influx, combined with a natural population growth (3% annually), puts significant pressure on the limited health, WASH, and education infrastructure in hosting districts.

Refugees primarily live in settlements within twelve districts[1], alongside host communities, resulting in economic and environmental challenges. Currently, urban refugees represent 8% of the total registered refugee population in Uganda.

Uganda has a progressive approach to refugees, anchored in the 2006 Refugee Act and the 2010 Refugee Regulations. This legal framework provides refugees with freedom of movement, the right to work, establish a business, own property, and to access national services, including primary and secondary education and the national health system.

Uganda has long been a global leader in its approach to refugee and host community peaceful coexistence and local settlement of refugees among host communities. Refugees and their hosts use the same health centers, and the children attend the same schools. In refugee settlements, refugees are provided with modest plots of land for housing and small-scale cultivation.

Thanks to donor contributions and the efforts of humanitarian, government, and development partners, along with the exceptional hospitality of the Ugandan communities, the UCRRP has brought vital and substantial support across all sectors and to all regions. Achievements include: child enrolment rates in primary education increasing to 95%[2], and 395 Child Protection Committees with over 3,555 community members supporting case identification, monitoring, and raising awareness in settlements. Survivors from 4,239 GBV incidents were provided with appropriate multi-sectoral support, ranging from psycho-

[1] Adjumani, Isingiro, Kamwenge, Kikuube, Kiryandongo, Koboko, Kyegegwa, Lamwo, Madi Okollo & Terego, Obongi and Yumbe.

[2] ERP Database gap analysis which includes refugees enrolled in schools outside the settlements.

social support and medical services to legal assistance and livelihood support. The maternal mortality rate amongst refugees was 58 per 100,000 live births.

However, funding for the UCRRP has reduced significantly in the past years. Uganda was among UNHCR's top 13 underfunded operations globally in 2023[3]. The capacity of RRP Partners to provide lifesaving support to new arrivals and basic assistance to refugees has diminished, resulting in significant reductions in assistance. For example, the food assistance reductions in mid-2023, with over 80% of the population receiving USD 3 per person per month, is barely enough to survive. Unfortunately prospects for livelihood opportunities have not increased, making refugees more vulnerable. Partners continue to prioritize the delivery of essential services, but more support from development actors, as agreed through the Global Compact on Refugees (GCR), is needed to transfer parallel systems such as health, education, and water from humanitarian partners to sustainable Government systems.

Despite these challenges, the "Uganda refugee model" continues to be an inspiration around the world. Uganda was a co-convenor at the Global Refugee Forum (GRF) in 2023 for its exemplary leadership in refugee management. The GRF served as an opportunity to build on the significant progress made by governments and other stakeholders towards the implementation of the Global Compact on Refugees and to build momentum and strategic programming around Uganda's 2023 pledges[4] on: transition of services, taking action against climate change, increasing resilience and self-reliance, localizing the response and pursuing durable solutions.

Whilst mainly a humanitarian plan, the UCRRP also includes an important transition component aiming at a sustainable refugee response in Uganda. These efforts allow refugees to access national services pursuant to Ugandan law, while ensuring that the national systems are supported to absorb the refugees. As such, this plan contributes to shared government and partner agency commitments to achieve the goals of the GCR and CRRF, alongside interventions carried out by government institutions within the framework of the National Development Plan III (2020/21 – 2024/25), which provides for inclusion of refugees in development planning and statistics. As a result, for example, 85% of health facilities in refugee-hosting districts are accredited by the Ministry of Health and 66% of designs for water schemes have been reviewed, optimized, and approved by the Ministry of Water & Environment. Partners actively collaborate with the Government to ensure refugee inclusion in the 2024 planning. Furthermore, the District Development Plans in refugee-hosting districts integrate refugee and host community needs and thereby provide a holistic overview of needs in these districts. However, the effects of this inclusion may not be fully realized within the timeframe of the current strategy, necessitating ongoing advocacy efforts to bridge the gap between humanitarian and development planning in the short term.

[3] Underfunded Report: The implications of underfunding UNHCR's activities in 2023 | Global Focus
[4] https://globalcompactrefugees.org/media/finalpledges-globalrefugeeforum2023pdf

The priorities of the UCRRP are to strengthen the current asylum policy; increase access to livelihood activities, in particular in sustainable agriculture and whenever possible through joint ventures of host and refugee communities; increase the focus on environment-related initiatives, notably tree planting and reforestation; ensure quality education by putting sufficient infrastructure in place, including temporary structures, and a double-shift system in a timely manner wherever required; continue to integrate basic services to refugees into government systems and enhance the capacity of the Government to ensure successful integration, including through development actors; enhance preparedness in case of a large influx from neighboring countries; ensure refugee-hosting and refugee-impacted districts benefit from investments by development actors; continue to support strong coordination with/between OPM and line ministries, notably local government; and ensure all activities benefit primarily the most vulnerable, through targeted assistance, including cash-based, and improved outreach activities including in the education and health sectors.

The UCRRP will adapt to learning and to changes in context. This appeal is developed based on a bi-annual review of needs.

At a Glance

POPULATION PLANNING FIGURES

2024
2025
1.7M

Refugees & Asylum Seekers

	2024	2025
SSD	1M	1M
DRC	536K	577K
OTH	144K	154K

Host Community

	2024	2025
Host Community	2.7M	2.8M

Host communities in refugee-hosting sub counties.

IMPACT STATEMENTS

1. Strengthen asylum space, preserve access to territory and adhere to international standards
2. Ensure life-saving humanitarian needs are met, with attention to any specific needs
3. Enable a healthy natural environment and provide access to improved social services through national systems where possible
4. Foster peaceful-coexistence and self-reliance by creating a conducive environment for livelihoods opportunities
5. Provide access to durable solutions, including voluntary return to third country solutions

FINANCIAL REQUIREMENTS

857M 2024
867M 2025

Partner Appeals
96
Appealing UN and NGO partners

FUNDING TREND

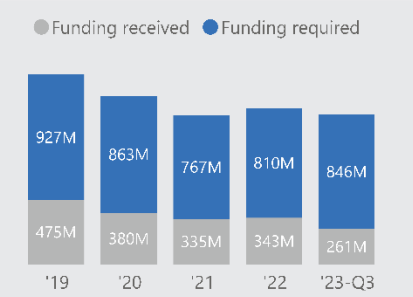

REQUIREMENTS BY SECTOR

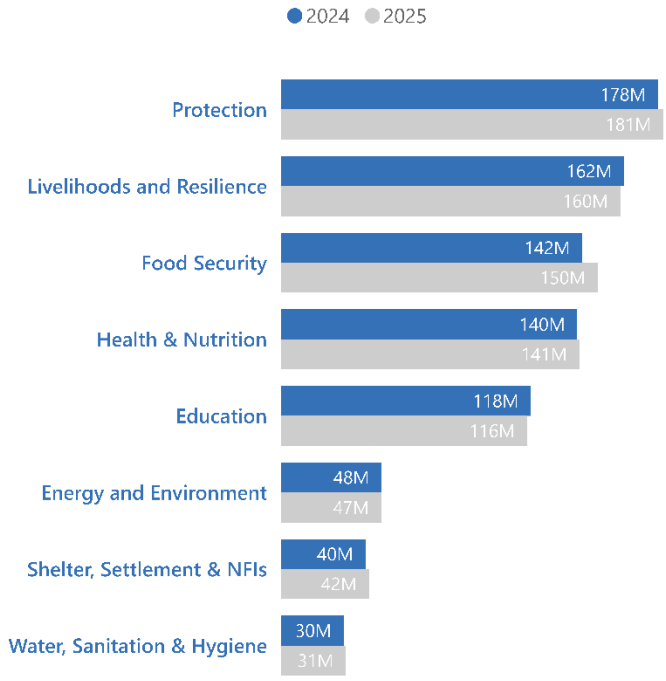

Situation Analysis

This overview presents recent, multi-sectoral and multi-source findings on the Uganda Refugee Response. Drawn from three thematic Inter-Agency papers that are composed of existing, analyzed datasets and reports from 2020 onwards. This Situation Analysis covers Socio-Economic Vulnerability, Access to Services (WASH, Education, Health, Energy & Environment), and Protection Risks, providing a top-level, multi-source overview of sector-specific gaps.

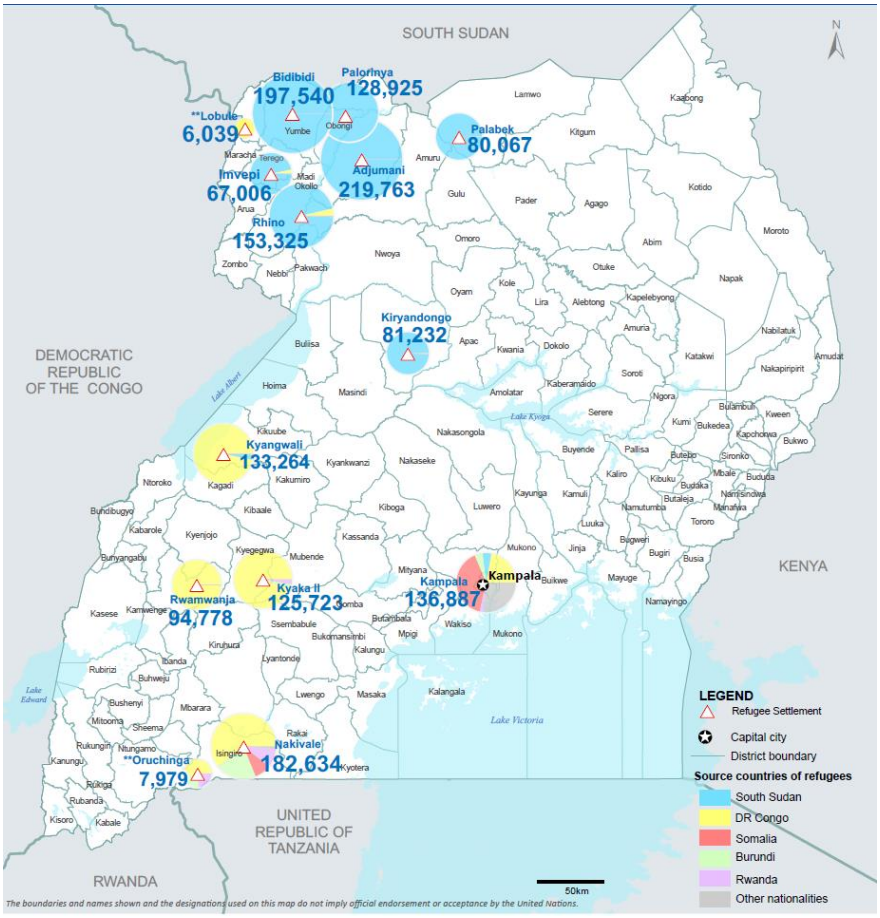

Context: As of 31 December 2023, Uganda hosts 1,577,502 refugees, predominantly from South Sudan (57%) and the Democratic Republic of Congo (DRC) (31%). Most (92%) of the refugees live in settlements while 8% live in Kampala.[5] Secondary cities and other rural areas also host refugee households (HHs).

The refugee population has increased steadily in recent years and this trend is expected to continue with ongoing conflict in the DRC, Sudan and South Sudan. For Uganda, hosting the largest number of refugees in Africa has put pressure on basic service provision and has decreased access to livelihoods as well as resources, such as land and commodities, including wood fuel. These demands have the potential to profoundly affect social cohesion between refugees and the communities which host them. The rapid deforestation occurring in Uganda will likely have further consequences for climate, soil health, and the ability for populations to withstand environmental hazards.

[5] UNHCR. "Operational Data Portal". December 2023.

In 2023, increased focus on assisting those most in need, combined with reductions in humanitarian funding, resulted in prioritizing General Food Assistance (GFA) for the most vulnerable refugees and significant cuts in food ration size. The most vulnerable refugees are prioritized for the highest ration provided, which is now only 60% of the standard rations. All refugees are receiving less GFA overall. [6]

Furthermore, food and basic commodity prices have increased. The Cash Working Group's recent update of the refugee settlement Minimum Expenditure Basket (MEB) indicates a 55% increase in the average MEB cost from UGX 440,000 (US$ 115) in March 2021 to UGX 682,551 (US$ 179) in December 2023.[7]

Socio-Economic Vulnerability

Prices of minimum, basic household expenses, such as food and non-food items have risen in recent years. Refugee households with stagnant income or a reliance on the distribution of food would on average have seen a decrease in purchasing power. This will have increased their socio-economic vulnerabilities and their inability to become self-reliant.

Employment & Income

Poverty remains widespread and chronic across segments of the overall Ugandan population. The largest share of persistent poor amongst the heads of households (HHs) have no formal education, are unemployed, or are not participating in the labor force. About 40% of Uganda's population were poor in 2019/20[8] when considering the international poverty line of US$1.90 Purchasing Power Parity. Similar and worse poverty, education and employment rates are found amongst refugees in Uganda, where **40% of refugee heads of HHs do not have any formal education, with a weak labor participation rate and high unemployment**.[9]

Table 1: Breakdown of employment and labor participation among **refugees** and **host communities** in Uganda (2021):

	Refugees	Host Communities
Employment rate	29%	64%
Labor participation ratio	42%	69%
Unemployment rate	31%	7%

[6] WPF. "WFP prioritises food assistance for the most vulnerable refugees in Uganda as needs outstrip resources". January 2023.
[7] WFP, CWG. "Uganda Cash Working Group Refugee Market Monitor". December 2023.
[8] World Bank. "Uganda Poverty Assessment: Strengthening Resilience to Accelerate Poverty Reduction". June 2022.
[9] T. Beltramo, J. Fix, and I. Sarr. "Uganda Knowledge Brief: Using Socioeconomic Data to Promote Employment Solutions for Refugees in Uganda". UNHCR. 2021.

As seen below, the primary sources of refugee household earnings vary across all settlements. There is no significant difference between female-headed households (FHHH) and male-headed households (MHHH) when analyzing the sources of income. It should be noted that 'earnings' in this sense is expressed in **monetary terms and does not necessarily consider agricultural products** directly consumed by households. This is applicable given the heavy reliance on crop-farming and gardening. This may also lead to misconceptions of lower engagement in livelihoods when interpreting unemployment and labor participation rates considering **much of the wage employment or casual labor within settlements is generated by the agricultural sector**.[10]

*Figure 2: Most-commonly reported primary sources of **refugee** household earnings:[11]*

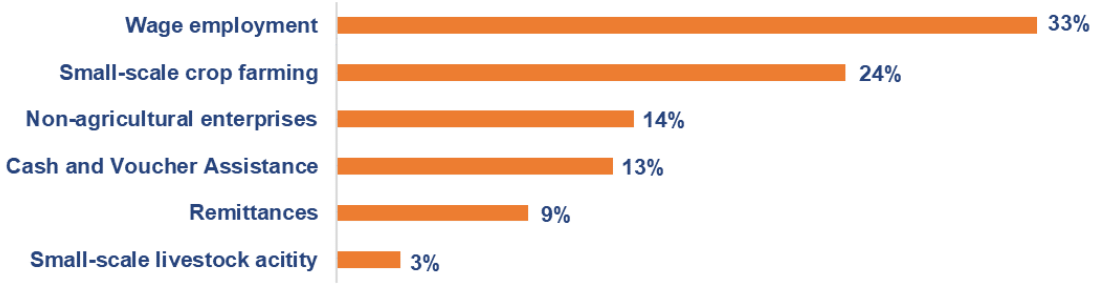

Key barriers driving poor livelihood outcomes across locations and refugee groups include poor access to land, formal financial services, and markets.[13] Land plays a critical role in the earning potential and stability of refugees, in their household consumption, and in their ability to ascend out of poverty. The agricultural sector in many localities is the primary source of earnings through sale of produce and/or wage labor.[14]

*Table 2: Proportion of **refugee** households engaging in small-scale crop farming as primary source of HH earnings in 12 months before data collection, per location[12]*

Location	Proportion
Rhino	57%
Imvepi	51%
Lobule	45%
Palorinya	42%
Kiryandongo	40%
Rwamwanja	38%
Adjumani	28%
Palabek	24%
Bidibidi	19%
Kyangwali	17%
Nakivale	13%
Kyaka II	9%
Kampala	0%

Access to land is a substantial barrier to realizing self-reliance for (active or aspiring) agriculturally-oriented refugee households. Refugee households on average reported having access to 0.5 acres compared to two acres among host community households.[15] Acquiring land is difficult, expensive, likely increasingly competitive (given rising prices of foodstuffs, increasing refugee populations, and cuts in food

[10] REACH, U-Learn, LRSWG. "The Realities of Self-reliance within the Ugandan Refugee Context". 2023. *Localities include: Arua, Bidibidi, Gulu, Kampala, Kitgum, Mbarara, Nakivale, Palabek, Rhino Camp.*
[11] UNHCR. "Individual Profiling Exercise (IPE)". 2021-2.
[12] Ibid. *Not including agricultural wage labor.*
[13] REACH, U-Learn, LRSWG. "The Realities of Self-reliance within the Ugandan Refugee Context". 2023.
[14] UNHCR. "IPE". 2021-2.
[15] REACH, U-Learn, LRSWG. The Realities of Self-reliance within the Ugandan Refugee Context. 2023.

distribution which may drive the demand of land to make up for less income), and fraught with risk, including around crop ownership.

Access to Livelihoods

60% of **refugee** households reported having experienced challenges accessing livelihoods support[16]

Substantial proportions of refugees (ranging between 39.2% and 82.3% depending on the settlement) face difficulties in accessing livelihood support.[17] Backing or capital for business start-ups has been identified as the top need for 68% of households. A relatively high (48%) interest in training and skills development adds to this growing interest of refugees in off-farm activities, especially among the youth. Responding to these positive trends in attitudes could help address the high level of unemployment among refugees and prepare the ground for more sustainable socio-economic opportunities for both refugee and host communities.

*Figure 3: Most-commonly reported (top-three) **refugee** household livelihood needs:*[18]

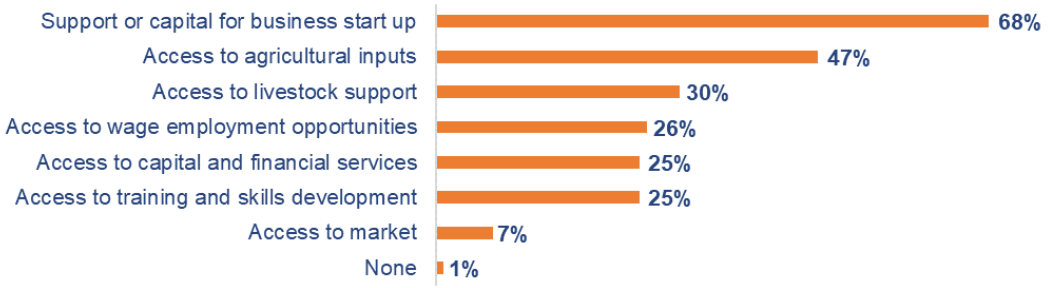

Providing support to acquire land and reducing the associated risks would likely engage more refugees and host community members in agriculture. It would help to address the food insecurity situation and supply within the settlements. It is critical to identify and promote alternative off-farm livelihood sources, especially for the youth.

Access to financial services

Over 75% of refugees and the host community members save money through Village Savings and Loan Associations (VSLAs) or physically in their homes.[19] There is **limited presence of formal**

[16] UNHCR & IMPACT Initiatives. "2022 Participatory Assessment". April 2023.
[17] Ibid., pg 26.
[18] Ibid., pg 25. *Multiple choice question: total may exceed 100%.*
[19] REACH, U-Learn, LRSWG. "The Realities of Self-reliance within the Ugandan Refugee Context". 2023.

financial institutions in the settlements and often high fees associated with using these more formal sources of saving money.

Refugee households generally reported having less access to credit than their host counterparts. However, of those who were able to borrow, the majority (54% for refugees and 62% for hosts) relied on informal sources – Village Savings and Loans Associations (VSLAs), friends, and family members.[20] Mechanisms like VSLAs are helpful for organizing communities and supporting households in their efforts to meet their basic needs, but they may not be flexible enough to provide the larger investments needed to facilitate some livelihood activities.[21]

In terms of household debt, **41% of refugee households (40% among FHHH, 45% among MHHH) nationwide reported having taken on at least one debt** within a 12-month period.[22] The majority of these households planned to pay off this debt through future assistance (multi-purpose cash – 41%), WFP assistance (32%), and current or future employment (29%). The 2022 Food Security and Nutrition Assessment (FSNA) cited that "98.5% of [refugee] households in West Nile, and 89.2% of [refugee] households in Southwest, received food assistance from WFP."[23] These findings could indicate that mid-2023 food assistance reductions may affect debt repayment among those who previously relied on GFA as a source of income towards income-generating activities (IGA).

Food Security

The 2022 Food Security and Nutrition Assessment (FSNA) found that across all locations, almost half (45%) of refugee households had 'borderline' or 'poor' food consumption score (FCS), and **55% of refugee households were classified as 'moderately' or 'severely food insecure'**, more broadly classified as 'food insecure'. This has worsened compared to the December 2020 FSNA, where 36% of the refugee households were classified as food insecure.[24] Furthermore, 67% of refugee households were 'very significantly', and 26% 'significantly negatively affected' by reductions of WFP assistance in 2022 (with no major deviation across gender heads of HHs or location), leading to 76% of households reducing meal portions/quantities, relying on poorer diets (38%), and reducing non-food expenditure (22%).

*Figure 4: 2022 FSNA Food Security Index (FSI) classifications, overall and by various disaggregated groups of **refugee** households:[25]*

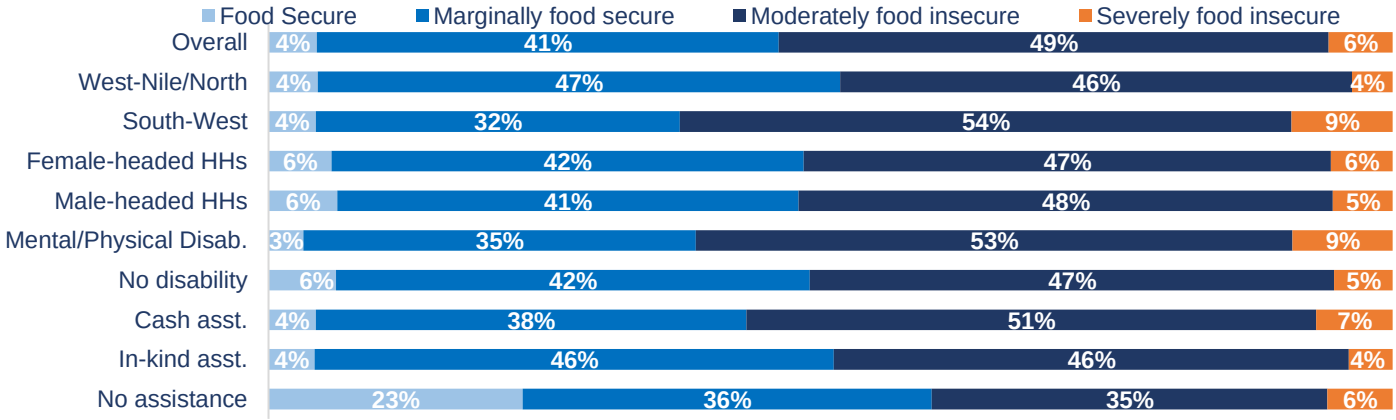

Several specific groups of households analysed by the FSNA 2022 show below-average food security from the 'overall' Food Insecure Score (FSI). These groups include:

- Settlements in the **South-West**
- Households with a head of HH suffering from a **mental/physical disability.**
- Households receiving **cash assistance**[27]

Settlements with below-average FSI scores can be found in *Table 3*.

*Table 3: **Refugee** settlements with above-average 'Food Insecure' scores 'Food Insecure' scores (above 'Overall' 55% moderately + severely food insecure in FSI)* [26]

Location/year	2022	2020
Kyaka II	71%	30%
Kyangwali	68%	43%
Nakivale	64%	24%
Palabek	60%	33%
Adjumani	59%	28%
Rhino	56%	49%

Refugees have widely sought recourse and reconsideration of the July 2023 reductions in GFA. The Inter-Agency Feedback, Referral and Resolution Mechanism (FRRM) data demonstrates that referrals between January - July 2023 increased by 50% relative to the same period in 2022. Queries related to food assistance rose from 13% to 48%.[28] There were 15,000 referrals pertaining to GFA logged between January and July 2023. The settlements with the highest proportions of referrals include Kyaka II (3,622, 25% of all GFA referrals), Bidibidi (3,464, 25% of all GFA referrals), Rwamwanja (3,575, 24% of all GFA referrals), and Nakivale (2,238, 15% of all GFA referrals) – some of which correspond with the 2022 FSNA's data on higher food insecurity.

Access to Services

Access

Physical access and the quality of the services provided in the settlements increases the risk of refugees becoming more vulnerable. For refugees, travel and wait time to/in health facilities are drivers of health vulnerability. The long walk (avg. 30-35 mins) to higher quality water sources, such as public taps, leads to a reliance on boreholes or even surface level water.

The range, quality, and affordability of services can reduce access to appropriate care. Refugees may choose options which are less costly, prioritize other expenses (e.g., foregoing available but unaffordable chronic ailment medicine), or simply adapt to a lower quality of service provision (e.g., children are guaranteed school enrolment, but each desk is shared by ten students).

[26] REACH, U-Learn, LRSWG. "The Realities of Self-reliance within the Ugandan Refugee Context". 2023.
[27] *This finding will likely be related to the settlement of data collection/disbursement, rather than some causal relationship tied to the actual modality.*
[28] UNHCR. "Inter-Agency Feedback, Referral and Resolution Mechanism (FRRM)". 2023

Short-term, insufficient access to water, sanitation, and hygiene has collateral impacts on health and education, especially for young girls, which can accumulate and lead to longer term impacts in other aspects of lives.

Education

The refugee Gross Enrolment Rate (GER) indicates 44% attending Early Childhood Development (ECD), 95% in primary school, and 10% in secondary school. This is in addition to 212,395 learners within the host community (i.e., 31% of all learners) who access education in the settlement locations. Enrolment at post-primary and tertiary levels remain low, which is similar to trends within the national education system. In some localities, 39% of urban refugee households and 32% of settlement-based refugee households reported having at least one school aged child not enrolled or regularly attending school at the time of data collection.[29] There is a **slightly lower enrolment rate among girls** in primary school (47% compared to 53% among boys) and secondary school (33% compared to 67% among boys). Child marriage (particularly among girls), the attitude of parents towards a child's education, and parental guidance influences the enrolment of girls in school. Among the 40% of households who have children that could in principle be married to relieve the household's financial security, 12% reported to have done so, which may affect enrolment among girls.[30]

Primary school is supposed to be provided free of charge in the settlement, however, parents are often expected to contribute towards teacher's salaries and school infrastructure. Ancillary costs can be a further barrier to access and retention with additional expenses for scholastic materials, uniforms, transport, examination fees, and school feeding. The average household expenditure across all locations, in a three-month period, was UGX 57,000 (US$ 16), and up to UGX 176,000 (US$ 46) in Lobule and UGX 200,000 (US$ 52) in Kampala.[31]

*Figure 5: most-commonly reported responses as to why **refugee** households have at least one school-aged child not enrolled in primary education at the time of data collection (among refugee households with unenrolled children):[32]*

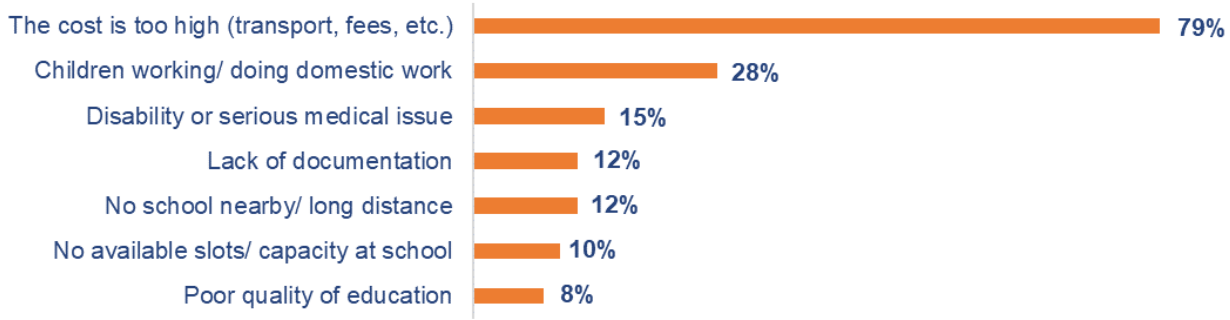

[29] REACH, U-Learn, LRSWG. "The Realities of Self-reliance within the Ugandan Refugee Context". 2023.
[30] UNHCR. "IPE". 2021-2.
[31] UNHCR. "IPE". 2021-2.
[32] UNHCR & IMPACT Initiatives. "2022 Participatory Assessment". April 2023. *Respondents could select multiple answers.*

Distance to schools is another barrier to access and retention, especially for secondary school students. IPE data demonstrates that 61% of refugee households reported that it takes more than 30 minutes to travel to primary school, of which 21% reported needing more than 60 minutes. For secondary school, 32% of refugee households reported needing between 30 and 60 minutes, with 43% needing more than 60 minutes.[33] Enrolment and retention of school aged children is also impacted by **health-related issues and the need for children to contribute to the household work or income**.[34]

Furthermore, there remains insufficient infrastructure to adequately accommodate the number of learners in the settlements. This coupled with the inadequate number of teachers is leading to a continued increase in classroom congestion, which is also contributing to school dropout rates.

*Table 4: Classroom infrastructure in **refugee** settlement schools:*[35]

	Pupil to classroom ratio (1:)	Gaps in classrooms	Pupil per desk (1:)	Gaps in desks	Pupil per latrine stance (1:)	Gaps in latrine stands
Pre-primary	122	1,836	11	75,731	51	293
Primary	127	4,013	6	52,852	59	2,631
Secondary	87	184	3	767	34	70

WASH

Access to safe sources of drinking water remains a challenge for more than 50% of households in the dry and wet season.[36] Certain settlements (notably Kyangwali, Kyaka, and Nakivale) have large proportions of refugee households (up to 44%) that use unprotected sources of water for drinking and cooking, compared to 9% across all settlements.[37] It should be noted that other sources (e.g., FSNA 2022) might indicate much higher proportions of refugee households reportedly using improved sources at the national level (97%), while still showing a higher use of unimproved sources in the South-West (9.2%) compared to West Nile/North (0.1%).[38]

According to Participatory Assessment data, **67% of refugee households reported issues accessing water**. Problems related to low levels of water and source quality were cited. Over half (53%) reported that the distance to the nearest clean water source was a primary barrier.[39] The

[33] UNHCR. "IPE". 2021-2.
[34] UNHCR, IMPACT-REACH, ERP/Education Sector. "Access to Services Situational Analysis." 2023.
[35] ERP. "2021 Gap Analysis". 2022. *Contains updated 2023 figures provided by the Sector where possible. Government Standards: pupil-teacher/classroom ratio 25:1; pupil-chair ratio 1:1; pupil section ratio (PSR) 45:1 for pre-primary (Guidelines for ECD Centre, Ministry of Education and Sports 2008); 53:1 for primary and secondary school, pupil-desk ratio (PDR) 3:1, PSR 45:1 and teacher accommodation 1:1.*
[36] UNHCR & IMPACT Initiatives. "2022 Participatory Assessment". April 2023.
[37] UNHCR. "IPE". 2021-2.
[38] WFP. "Food Security and Nutrition Assessment (FSNA)". 2022.
[39] UNHCR & IMPACT Initiatives. "2022 Participatory Assessment". April 2023.

result is that 27% of refugee HHs spend more than 30 minutes roundtrip to collect clean water[40], compared to 36.2% among host communities.[41]

*Figure 6: Most-commonly reported (top-three) barriers to **refugee** households accessing water, among respondents who reported having faced barriers within six months of data collection:[42]*

The irregular maintenance of water systems, hand pump dry-ups, reduced funding, and a growing refugee population, combined with prolonged dry seasons, result in frequent breakdowns, overcrowding, longer waiting times, higher maintenance costs, and insufficient containers for water storage.

23% of **refugee** households with water access issues reported "the walk to the source is too dangerous."*[43]

Certain population groups face more challenges than others in their ability to physically access water. This includes those with mobility constraints (e.g., elderly persons or persons with disabilities), or those facing potential security concerns (e.g., women and girls). Respondents in the 2022 Participatory Assessment (PA) most often reported that "the walk to the water source is too dangerous" in Palabek, Palorinya, and Kiryandongo.

The sanitation and hygiene situation in Uganda is critical. 50% of Ugandan households use unimproved toilet facilities (anything other than flush/flush-pour to sewer/septic tank/VIP/pit-slab or composting toilets), and almost 70% do not have handwashing facilities. Among refugee households, large proportions (greater than 50% in certain settlements) across all settlements have latrines, whether communal or within the household, that are in a bad state and/or in need of rehabilitation.

[40] *30-minute timeframe is deemed as a satisfactory condition for access to water.*
[41] UNHCR & IMPACT Initiatives. "2022 Participatory Assessment". April 2023.
[42] Ibid., pg 28. *N=569; respondents could select up to three options.*
[43] UNHCR & IMPACT Initiatives. "2022 Participatory Assessment". April 2023. *Respondents are a subset of those who reported having faced issues accessing water within six months prior to data collection (51%).*

Health

Physical/infrastructural barriers to accessing health services are widely reported. There is inadequate space for service delivery, limited availability of vital equipment, low medicine stock, and a lack of stable and permanent health structures.[44]

The **affordability/quality of health care** can hinder access despite refugees being entitled to free services. **Refugee households encounter high costs**, mainly due to the frequent practice of paying for medication or services, especially in Kampala. Refugee households spent on average UGX 248K (US$ 65) on health-related expenses within the three months prior to data collection, with no major difference between FHHH and MHHH.[45] The required medication may not be available or is unaffordable.

*Figure7: Proportion of **refugee** respondents who reported that they or members of their household faced difficulties in accessing health services in the 6 months prior to data collection:[46]*

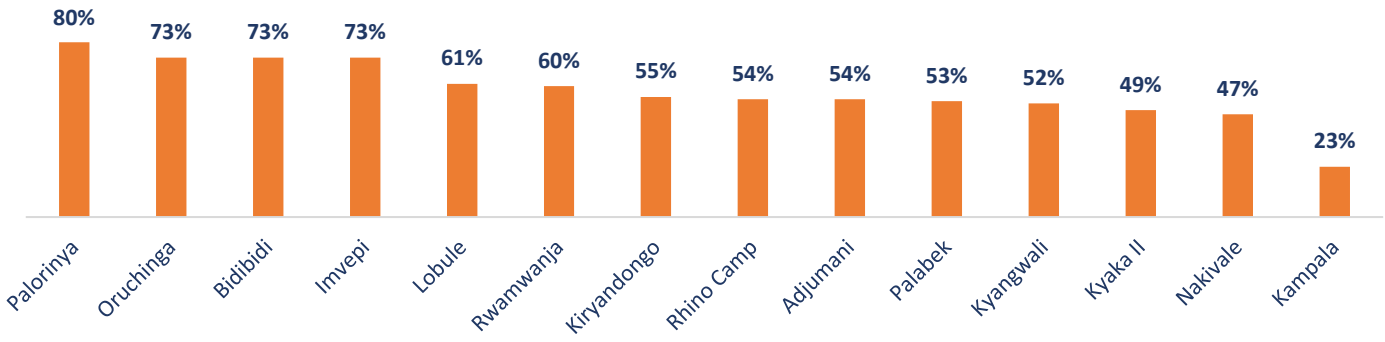

There remain challenges related to the health workforce. This includes inadequate staff, skills and performance, inappropriate behavior, or limited interaction towards patients with language barriers or with disabilities, as well as difficulties in attracting, motivating, and retaining workforce. There is also insufficient staff to support the growing refugee and host community populations.[47]

Over half (57%) of refugee households reported that they or members or their household faced difficulties in accessing health services in the six months prior to data collection, with larger proportions in West Nile/North.[48] Respondents in the age category 40-59 reported the most difficulties in accessing health services (60%), primarily due to a lack of money to pay for services, which is a concern as they have a higher propensity to chronic illnesses.

[44] UNHCR, IMPACT-REACH, Health Sector. "Access to Services Situational Analysis". 2023.
[45] UNHCR. "IPE". 2021-2.
[46] UNHCR & IMPACT Initiatives. "2022 Participatory Assessment". April 2023.
[47] WFP. "Food Security and Nutrition Assessment (FSNA)". 2022.
[48] UNHCR & IMPACT Initiatives. "2022 Participatory Assessment". April 2023.

*Figure 8: Most commonly reported reasons not to seek medical treatment, among **refugee** households with a member who fell sick but did not seek medical treatment:[49]*

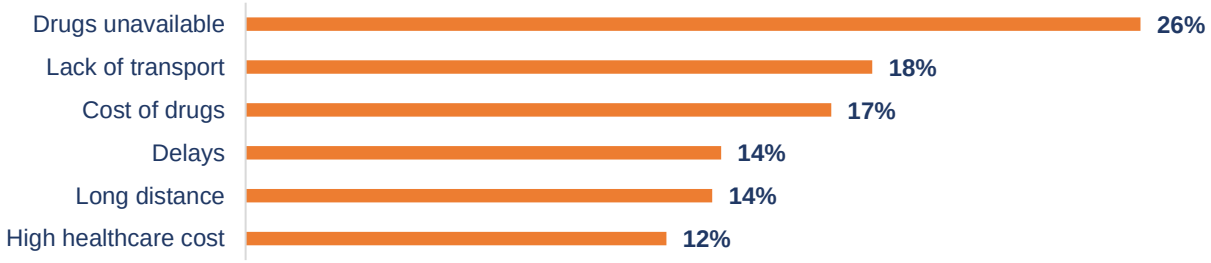

63% of refugees reported having a member of their household who was sick in the last 30 days prior to data collection, and 95% of them sought medical treatment at a health facility.[50] **Among the 5% who did not seek medical treatment, both physical/infrastructural and practical barriers were cited**. The percentage of FHHH and MHHH who reported seeking treatment were similar, and the location with the lowest percentage was Kampala with 92%.

Energy & Environment

Uganda's rate of forest loss is among the highest in the world, estimated at 4% per annum, and is largely caused and accelerated by firewood harvesting.[51] In Uganda, most households depend on firewood (68%) and charcoal (28%).[52] This is having an **impact on the frequency and severity of environmental shocks**. Refugee reliance on firewood has also contributed to the loss and degradation of environmental resources.[53] Drought or dry spells and water shortages (the most-commonly reported shock) have hindered crop production and livestock management across the settlements.[54] In refugee settlements, it is estimated that 20 million trees must be planted annually to keep pace with the demand for firewood.[55]

[49] UNHCR. "IPE". 2021-2.
[50] UNHCR. IPE. 2021-2.
[51] Ibid.
[52] UBOS. National Service Delivery Survey. 2021.
[53] IMPACT-REACH is conducting a remote sensing/satellite imagery analysis on change in land cover/land use. Tools/methodology can be found here, findings are scheduled to be published in Q1 2024.
[54] UNHCR, IMPACT-REACH, Energy & Environment WG. Access to Services Situational Analysis. 2023. Derived from 2021 FAO RIMA data.
[55] UNHCR. Uganda 2021 Year-End Narrative. 2022.

*Figure 10: % of **refugee** households who reported experiencing drought/dry spells, water shortage for crops and livestock in 12 months prior to data collection, by severity brackets and settlement:*[56]

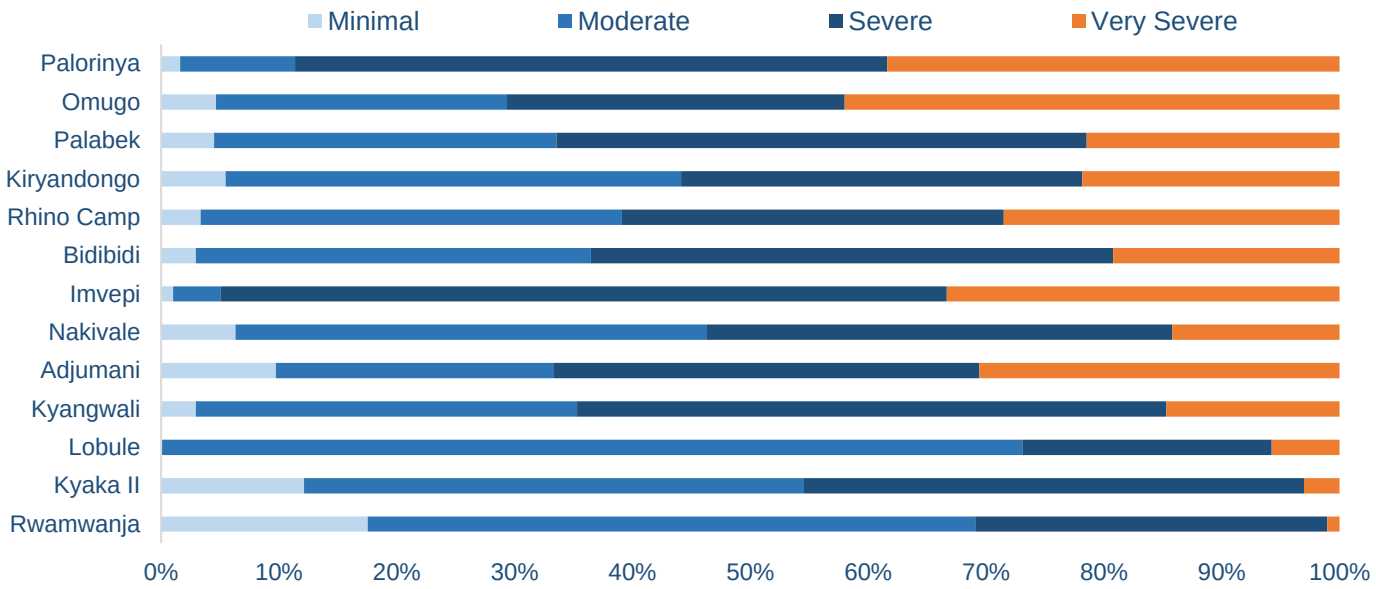

	Rwamwanja	Kyaka II	Lobule	Kyangwali	Adjumani	Nakivale	Imvepi	Bidibidi	Rhino Camp	Kiryandongo	Palabek	Omugo	Palorinya
Minimal	18%	12%	0%	3%	10%	6%	1%	3%	3%	5%	4%	5%	2%
Moderate	52%	42%	73%	32%	24%	40%	4%	33%	36%	39%	29%	25%	10%
Severe	30%	42%	21%	50%	36%	39%	62%	44%	32%	34%	45%	29%	50%
Very Severe	1%	3%	6%	15%	31%	14%	33%	19%	28%	22%	21%	42%	38%

Meeting the energy needs of refugee households is a significant challenge. There remains a lack of access to traditional cooking fuels (67%), lighting (64%), and improved cooking fuels (56%).[57]

*Figure 9: % of respondents reporting of their **refugee** household's top three energy needs not met by the current service provision:*

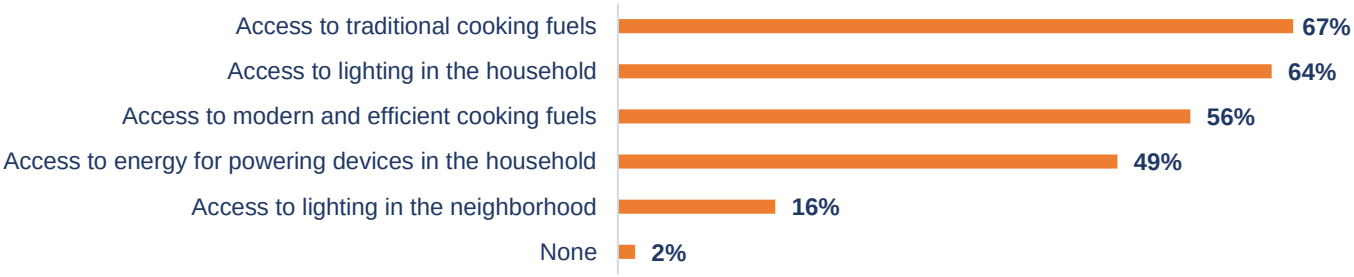

41% of refugee households reported facing barriers when accessing energy sources, with the highest percentages in Imvepi (67%), Lobule (61%) and Oruchinga (57%). The three most-commonly reported barriers were the **distance to the areas where firewood was available (82%), walking to these areas was not safe (28%), and there was a lack of firewood in the settlement**

[56] FAO. Resilience Index Measurement and Analysis (RIMA). 2021.
[57] UNHCR & IMPACT Initiatives. "2022 Participatory Assessment". April 2023.

(25%).[58] **Physical (57%) or verbal (29%) attacks by host community members, as well as sexual harassment (5%)** (not specific to host community members) were reasons cited by those who reported safety as a barrier.[59] Half (46%) of almost all refugee households took more than one hour to collect the required materials for cooking.[60]

These barriers can result in undercooking and skipping meals, selling food rations for wood, and can impact nutritional intake overall. Only 18% of refugee households across settlements have an improved stove for cooking. [61]

One-fifth (20%) of refugee households do not have a source of lighting (22% among FHHH, 18% among MHHH).[62] Refugee households across all locations spent on average UGX 30k (US$ 8) within 30 days prior to data collection. Overall, batteries are the main source of household lighting (37%), followed by solar lighting (23%), firewood (10%), and grass reeds (7%).

Insufficient access to lighting at the level of public institutions is impeding robust community development, the wellbeing of the population, and its safety. For 30% of health centers, across all settlements, there is no access to a power source, while another 30% use diesel generators. Out of 89 health facilities in all settlements, only seven have access to the national grid, 21 rely on generators and 61 rely on solar systems. These solar systems are small and not sufficient to meet the requirements for electricity, cooling, and heating. Quite a high percentage of solar streetlights (from 22% to 59%) are not functioning due to vandalism.[63]

*Table 5: **Refugee** settlements with highest proportions of households reporting facing any kind of issues when trying to access energy sources, **and** those who reported "physical attacks by host community members," of all HHs interviewed.*

Location	% faced issues	% physical attacks by host community
Overall	42%	5%
Palabek	56%	14%
Lobule	61%	13%
Bidibidi	55%	11%
Oruchinga	57%	9%
Rhino	54%	8%
Imvepi	67%	7%
Adjumani	36%	6%
Nakivale	33%	6%
Palorinya	53%	5%
Rwamwanja	43%	4%
Kiryandongo	33%	2%
Kyaka II	19%	1%
Kyangwali	43%	1%

UNHCR & IMPACT Initiatives. "2022 Participatory Assessment". April 2023.

The negative and long-term impact on the overall health of refugees will be important given the unsustainable sources of fuel for both cooking and lighting. The use of unclean fuels, coupled with unventilated kitchens, can

[58] *Among the households who reported facing such barriers (41%).*
[59] *These figures are subsets to the 28% who reported safety as a barrier, meaning they are NOT proportions of the total number of households interviewed.*
[60] UNHCR & IMPACT Initiatives. "2022 Participatory Assessment". April 2023.
[61] *IMPACT-REACH and U-Learn are conducting a Knowledge, Attitudes and Practices study on energy use, environment and climate change. background can be found here, findings are scheduled to be published in Q1 2024.*
[62] Ibid.
[63] UNHCR & OPM. "Uganda Country Refugee Response Plan (UCRRP)". 2023.

contribute to health problems and premature deaths, especially among women and children who spend the most time around cooking fires.[64]

Protection

Protection risks are caused by a wide variety of factors, such as persistent poverty, lack of access to public services and livelihoods as well as environmental degradation. Cuts in food assistance have exacerbated needs and increased the use of harmful coping mechanisms, including among the most vulnerable refugee groups, such as women and children, persons with specific needs, and those with other protection-related concerns. While there is generally positive social cohesion between the refugee and host communities, social tensions also exist, mainly over limited resources. Access to information is often hindered by language and literacy barriers. There are mobile/internet access disparities, particularly among women and children.

Access to asylum procedures including reception, registration, and refugee status determination (RSD)

The ability to access national asylum procedures[65] during COVID-19 in 2020 and 2021 led to a **backlog in Refugee Status Determination (RSD) cases**. More recently, the budget for RSD activities was reduced significantly due to funding constraints. As of December 2023, UNHCR recorded 37,660 asylum seekers pending RSD, an increase in comparison to 32,165 asylum seekers recorded in 2022.[66]

Access to documentation for refugees and asylum seekers in Uganda is overseen by the Government. Refugees and asylum seekers can obtain health cards and short birth certificates. The legal birth certificate is not a mandatory requirement for registering new births within refugee settlements, other than urban areas where it remains necessary. The **coverage of refugee ID cards expanded from 42% in 2021 to 77% by the close of 2022**, with a total of 474,188 refugee ID cards issued during that year. The cumulative count of valid refugee ID cards reached 508,000 at the end of 2022, encompassing eligible individuals aged 16 years and above. Additionally, OPM, UNHCR and partners issued 41,133 Refugee Identity Cards to refugees aged 16 and above and 10,064 birth certificates for refugee children below the age of 5. This has helped to prevent the risk of individuals becoming stateless.[67]

[64] UNHCR. "Safe Access to Fuels and Energy Strategy, 2016-2020". 2016.
[65] *Not applicable for refugees from countries with prima facie acceptance.*
[66] UNHCR. "Uganda Refugee Statistics". 2022.
[67] UNHCR. "Uganda Refugee Statistics". 2022.

Child Protection

As of December 2023, **children make up over 57% of all refugees and asylum seekers** registered in Uganda.[68] There are 55,824 cases with specific needs or vulnerabilities, including unaccompanied or separated children (UASC), child labor, teenage pregnancy, child-parents, physical and legal protection needs, and others. Additionally, a total of 24,325 children identified were assigned specific needs related to disabilities.[69]

A comprehensive child protection assessment[70] was conducted under the National Child Protection Sub Working Group (CPSWG) in the Uganda operation, completed in May 2022. This extensive assessment covered all refugee settlements across 13 districts hosting refugees, including Kampala (Central and Makindye divisions) and the host community. In summary, the assessment brings to light several pressing child protection issues in the Uganda operation. These encompass Child Labor, Violence Against Children (VAC), Sexual Violence, Child Marriage, Teenage Pregnancy, and the challenges faced by Unaccompanied and Separated Children (UASC) such as limited availability of safe alternative care, restricted access to services due to the absence of adult family members' support, and vulnerability to exploitation and abuse, including child labor, sexual violence, and trafficking among others.

Child labor takes on various forms in the refugee settlements and the host community. Notably, the top five common types of economic work for children include farm labor, construction, domestic help, mining, and charcoal burning. Most children engaged in these activities receive payments in cash, with a smaller proportion compensated with food. The assessment reveals a gender disparity in the experience of harsh and dangerous work among children, with boys affected more than girls. Motivations for child labor are multifaceted, often driven by the need to support themselves or their families, especially during times of financial strain.

*Figure 11: Highest reported instances of child labor among **refugee** households, by location:*

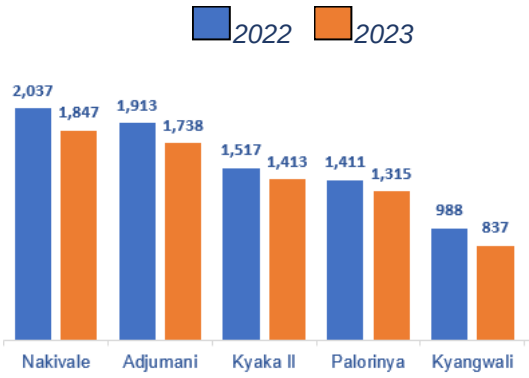

Violence against children (VAC) is a significant concern, with the assessment showing that 12% of refugee caregivers and 9% of host community caregivers reported instances of VAC within their households in the last three months. VAC is not evenly distributed across the regions, as it is more commonly reported by caregivers in the West Nile region. Within this region, 16% of refugee caregivers and 12% of host community caregivers have reported such incidents. Adolescents, particularly those aged 12-17, are most affected by VAC, and the perpetrators are often parents

[68] Child Protection Sector. "Child Protection Q2 Dashboard". June 2023.
[69] Child Protection Sector. "Child Protection Q2 Dashboard". June 2023.
[70] REACH. "Child Protection Assessment in Refugee-hosting Districts". 2022.

and caregivers. The root causes of VAC are complex, including factors such as separation from parents or primary caregivers, a lack of livelihood opportunities for caregivers, a weak child protection system within the community, and cultural beliefs and practices that perpetuate violence against children.

Sexual violence, child marriage, and teenage pregnancy present substantial challenges in the region. Adolescents, particularly those aged 12-17, are most affected by sexual violence, child marriage, and teenage pregnancy, with the main factors contributing to these challenges including the impact of COVID-19 and associated movement restrictions, inadequate law enforcement, and challenging socio-economic conditions. Despite these challenges, access to services for survivors of sexual violence is relatively accessible, with key support provided by NGOs, UN agencies, and government entities.

Unaccompanied or Separated Children (UASC) are a vulnerable group within the refugee settlements. The separation of children from their parents or primary caregivers occurs for various reasons, including caregiver illness or death, relocation for work or education, and displacement during conflicts. Family tracing and reunification efforts face substantial challenges due to limited capacity, inaccessibility of certain locations, and a lack of information. Only a small percentage of children have successfully been reunited with their parents or relatives. Moreover, there are gaps in providing quality child protection case management services.

Budget reductions within the child protection sector for 2023 have significantly impacted the capacity to effectively address child protection concerns, with case workers bearing the brunt of this constraint. This is evident with **one case worker managing an average of 128 children, in contrast to 1:84 at the end of 2022**.[71] This negatively affects the overall quality and response capacity of the child protection sector. Additionally, the National Child Protection Sub-Working Group (CPSWG) conducted a survey on the impact of food prioritization on child protection, using data from child protection case management involving nine partners across all settlements. The survey indicates an increase in child protection cases related to child labor, child marriage, foster parents' reluctance to continue care, school dropouts and absenteeism. Child protection partners are responding with available resources, and the CPSWG is closely monitoring the situation.

Gender Based Violence (GBV)

The refugee populations in Uganda, largely made up of women and children, are highly vulnerable to GBV. Gender-Based Violence Information Management System (GBVIMS) data indicates 11,073 GBV incidents recorded from January 2022 to December 2023 (5,851 in 2022, and 5,222 in 2023) as seen below.

*Figure 12: Total number of incidents per type among **refugee**-reported incidents, GBVIMS Data*[72]

[71] GBV Sector. "GBV Q2 Dashboard". June 2023.
[72] GBVIMS Data (2022-2023).

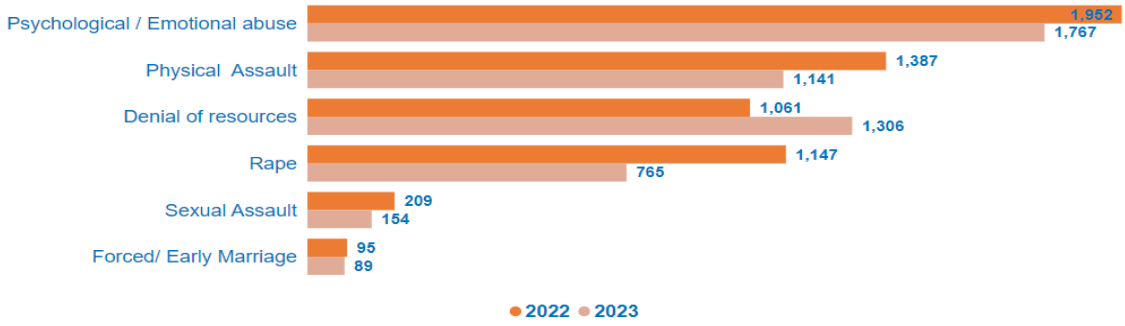

Key factors contributing to GBV include harmful cultural norms within refugee communities and patriarchal behaviors giving men power over women, increases in alcoholism and drug abuse, as well as abandonment by parents leaving the settlements in search of casual labor within the host communities.[73] Additionally, **reductions in assistance as well as limited available land for farming** expose women and girls to higher risk of exploitation and abuse. Although illegal according to Ugandan law, child, early and forced marriages are prominent and socially accepted among some refugees, with IPE verification data suggesting that 3.5% of under-18 years old female refugees were reported to have married to ensure the financial security of the household.[74]

Underreporting of GBV cases remains a major concern, due to factors including fear of stigma, shame, family reaction and dissolution, perceptions of GBV as a private matter, or lack of confidence in reporting channels. According to FRRM data, 573 GBV/SEA referrals were logged in 2023, a large increase over the 63 GBV/SEA referrals within the same timeframe in 2022.[75]

Persons with specific needs (PSN)

As of December 2023, **261,400 individuals are recorded in the ProGres database as having specific needs**. Key groups include women at risk, those with disabilities, unaccompanied and separated children, children at risk, and single parents.[76] Additionally, **a large proportion of households with PSN members were found to be highly economically vulnerable**, which, combined with the recent food assistance reductions will likely increase vulnerability.

Key challenges identified for PSNs include barriers in accessing services, particularly mobility challenges, and distributions of assistance, challenges in accessing information, barriers in accessing livelihoods (particularly for older refugees and refugees with disabilities), increased risks of violence and GBV (particularly for women and girls with disabilities) and need for psycho-social

[73] GBVIMS Data (2022-2023).
[74] UNHCR. "IPE". 2021-2.
[75] FFRM Dashboard (December 2023).
[76] ERP. 2021 Gap Analysis. 2022.

support.[77] Additionally, identified challenges for children with disabilities include accessing education, as well as neglect and bullying.[78]

The limited representation of PSNs within decision-making bodies has resulted in activities being implemented without sufficient consideration the needs of disabled persons, further intensifying the vulnerabilities faced by them. Challenges persist in ensuring access to distance learning materials for children with disabilities, as well as the provision of essential personal protective equipment (PPE) and necessary communication support. Additionally, inadequate livelihood opportunities and interventions have further exacerbated the challenges facing those with specific needs. The need for shelter remains largely unmet due to budget constraints, placing individuals at increased risk of vulnerability.[79]

Mental Health and Psychosocial Support (MPHSS)

Suicidal ideations remain a significant challenge within the context of mental health and psychosocial support (MHPSS). The existing funding constraints have a detrimental impact on service delivery across all sectors, worsening the living conditions of refugees. As a result, the challenges associated with mental health are expected to increase in both settlements and urban areas.[80] The primary triggers for suicide cases include family conflicts, insufficient access to basic services, previous mental health conditions, marital abandonment, and substance abuse.[81]

Data from the High Frequency Phone Survey (HFPS) indicates **substantial incidences of depression (71%) among refugee respondents in the West Nile**. More than half of refugee respondents reported that depression symptoms have made parts of their lives extremely or very hard, with refugee women and those without formal education being more likely to report that parts of their lives have become very or extremely hard due to depression symptoms.[82] In addition to this, **reductions in food assistance have contributed to feelings of anxiety and depression** among refugees in the various settlements.[83]

According to the 2022 PA, 22.5% of respondents reported that they or members of their household had required mental health and/or psychosocial support in the six months prior to data collection. Of these, **60.7% reported experiencing difficulties in accessing mental health services**.[84] This may suggest that mental health and psychosocial support are scarce. Additionally, among men the main challenge in accessing these services was fear of stigma, suggesting that male respondents may have more difficulties in accessing mental health services compared to females.[85]

[77] From participatory and community consultations, RRP 2020-2021.
[78] From participatory and community consultations, RRP 2020-2021.
[79] Protection WG. "Protection Situational Analysis." 2023.
[80] Protection WG. "Protection Situational Analysis." 2023.
[81] UNHCR. Analysis of Suicide Incidents. July 2023.
[82] HFPS, round 3 report, 2021.
[83] Protection WG. "Protection Situational Analysis." 2023.
[84] UNHCR & IMPACT Initiatives. "2022 Participatory Assessment". April 2023.
[85] ibid., pg 24.

Social Cohesion

Tensions between host communities and refugees primarily stem from competition over limited natural resources, including land, firewood, water, grazing areas for cattle, as well as crop destruction by wandering animals. There is a notable disparity, both real and perceived, in the allocation of services, with some locals feeling that refugees receive preferential treatment. Additionally, **inter and intra-ethnic tensions within refugee communities continue to be a concerning issue**, adding to the overall strain. Increasing cost of living has exacerbated tensions, adding economic pressures to an already complex situation. Moreover, a reduction in information sharing and social interactions among the affected groups, combined with many not speaking the same language, has further strained relationships and exacerbated the existing challenges.[86]

*Figure 13: % of **refugee** respondents who ranked the relationship with the host community as poor, per reason for the poor relationship.*[87]

Among all surveyed, 75.3% expressed satisfaction with their relationship with the host community, characterizing it as either good or very good. However, in the West Nile region, 11.7% of respondents deemed the relationship to be poor or very poor, which slightly exceeded the figures in the Southwest (10.2%) and Kampala (7.6%). **The most reported reason for this poor relationship was competition over resources**. Respondents in the Southwest more often referred to cultural misunderstandings.[88]

Qualitative data suggests that **land use is a core challenge in the relationship between refugees and host communities**. Data revealed instances where the host community reclaimed land leased to refugees once crops were ready for harvest, underscoring the complexity and oftentimes lack of accountability within land-related issues.[89]

[86] Protection WG. "Protection Situational Analysis". 2023.

[87] UNHCR & IMPACT Initiatives. "2022 Participatory Assessment". April 2023.
[88] UNHCR & IMPACT Initiatives. "2022 Participatory Assessment". April 2023.
[89] ibid., pg 20.

Safety

Over one-third (34.3%) of refugee households in the 2022 PA reported having experienced security issues in the six months prior to data collection, with the most difficulties reported in Oruchinga and the least in Adjumani, as shown below:

*Figure 14; % of **refugee** households who reportedly faced security challenges in the 6 months prior to data collection per location:*

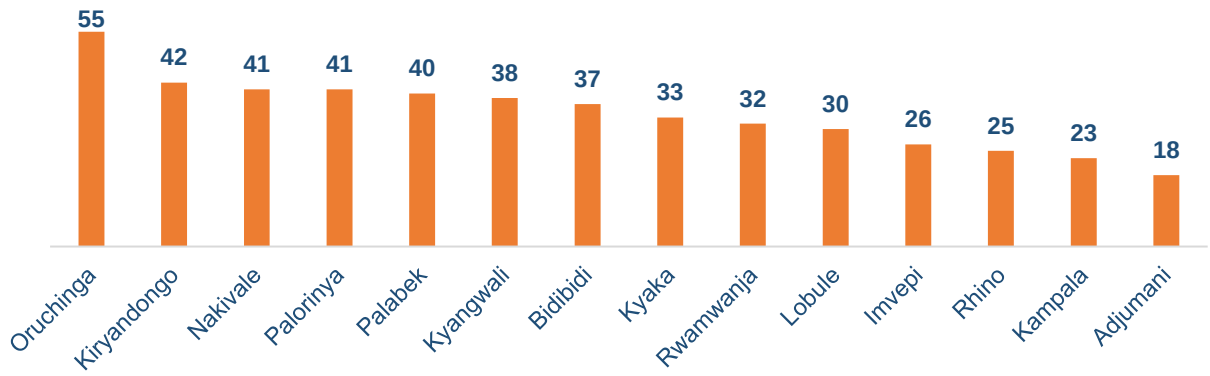

The lack of or limited access to basic services is a major contributor to feelings of insecurity. Individuals facing specific challenges, such as disabilities, resource scarcity, communication barriers, serious medical conditions, exposure to physical or verbal violence, and substance abuse, reported feeling less safe within their homes.[90] Additionally, **the most prevalent security concerns cited by respondents include theft, home break-ins, physical violence, and verbal abuse**. Refugees expressed heightened insecurity when walking alone at night, both within and outside their designated areas, as compared to during the daytime.[91]

According to IPE data, **higher-risk, illegal, or exploitative employment, as well as transactional and survival sex, were more pronounced in the Southwest**, underscoring the need for multifaceted approaches to address these complex security challenges.[92]

Access to information and feedback mechanisms

The most popular way of providing complaints and feedback among respondents was through phone lines and complaint boxes, alongside face-to-face discussions at home with an aid worker or at a protection desk.[93] However, mobile phone use and internet access were found to be very dependent on location and other factors, including women and children having less

[90] UNHCR, Protection WG. "Protection Situational Analysis". 2023.
[91] UNHCR & IMPACT Initiatives. "2022 Participatory Assessment". April 2023.
[92] UNHCR. "IPE". 2021-2.
[93] UNHCR & IMPACT Initiatives. "2022 Participatory Assessment". April 2023.

access to mobile phones and equipment in general compared to men.[94] Other barriers include language barriers, illiteracy, and the attitude of some protection staff at protection desks.[95]

More than half of respondents experienced dissatisfaction with the response received of those who used the Complaint and Feedback Mechanism (CFM) in the six months before data collection, Reasons for this included not seeing the results of the complaint, not receiving a response, and the response not corresponding to the complaint or feedback provided.[96]

Data from the FRRM Dashboard indicated a large relative increase in referrals from 21,000 in 2022 to 31,000 in 2023, which could be linked to the 2023 assistance reductions, including general food assistance by the WFP. The use of the FRRM, however, is not equal among nationalities, age groups or locations, with those in the West Nile experiencing a limited awareness of the hotline compared to other locations.[97]

1. Protection Situational Analysis_2024-2025 - https://data.unhcr.org/en/documents/details/106336?_gl=1*1h3gyrw*_ga*MTQ5MjkzNDY4MC4xNjk4MDUwMTI2*_ga_6ZVBCLCZXK*MTcwNjU5NDYwOC40Ny4xLjE3MDY1OTYyODYuMC4wLjA.*_rup_ga*MTQ5MjkzNDY4MC4xNjk4MDUwMTI2*_rup_ga_EVDQTJ4LMY*MTcwNjU5NDYwOC40Ny4xLjE3MDY1OTYyODcuMC4wLjA.#_ga=2.239545025.394223159.1706594609-1492934680.1698050126

2. Socio-Economic Vulnerabilities Situation Analysis_2024-2025 - https://data.unhcr.org/en/documents/details/106337?_gl=1*1hvgmku*_ga*MTQ5MjkzNDY4MC4xNjk4MDUwMTI2*_ga_6ZVBCLCZXK*MTcwNjU5NDYwOC40Ny4xLjE3MDY1OTYyODYuMC4wLjA.*_rup_ga*MTQ5MjkzNDY4MC4xNjk4MDUwMTI2*_rup_ga_EVDQTJ4LMY*MTcwNjU5NDYwOC40Ny4xLjE3MDY1OTYyODcuMC4wLjA.#_ga=2.127937486.394223159.1706594609-1492934680.1698050126

3. Access to Services Situation Analysis_2024-2025 - https://data.unhcr.org/en/documents/details/106335?_gl=1*1bp4q7t*_ga*MTQ5MjkzNDY4MC4xNjk4MDUwMTI2*_ga_6ZVBCLCZXK*MTcwNjU5NDYwOC40Ny4xLjE3MDY1OTYyODYuMC4wLjA.*_rup_ga*MTQ5MjkzNDY4MC4xNjk4MDUwMTI2*_rup_ga_EVDQTJ4LMY*MTcwNjU5NDYwOC40Ny4xLjE3MDY1OTYyODcuMC4wLjA.#_ga=2.175056736.394223159.1706594609-1492934680.1698050126

[94] UNHCR & IMPACT Initiatives. "2022 Participatory Assessment". April 2023.
[95] Protection WG. "Protection Situational Analysis". 2023.
[96] UNHCR & IMPACT Initiatives. "2022 Participatory Assessment". April 2023.
[97] FFRM Dashboard (January-July 2023). July 2023.

Sector Response Strategies

Education

Overall Sector Strategy

To ensure equitable access to quality education for 674,895 children and youth in refugee-hosting areas, the Ministry of Education and Sports (MoES) in partnership with stakeholders has developed the second Education Response Plan for Refugees and Host Communities (ERP II). In line with the agenda of Sustainable Development Goals (SDG) to "*leave no one behind*", the ERP II aims to ensure the children, adolescents and youth from the refugee and host communities access sustained quality and inclusive learning opportunities. The ERP II is an annex of the Education and Sports Sector Strategic Plan (ESSP 2020/21-2024/25) and is set to support the vision and objectives of the sector plan while contributing to the National Development Plan (NDP III) and the SDG 2030 targets.

The UCRRP is aligned with the aspirations of the ERP II. In its third Impact Statement, the UCRRP intends for *the forcibly displaced and stateless persons, and host communities in refugee hosting districts benefit from a healthy natural environment, and improved access to social services, including health, education, water and sanitation, and social welfare, provided through national systems where possible.* Throughout the period 2024 – 2025, Education sector partners - under the leadership of the MoES - will contribute to the aspirations and visions of the ERP II and UCRRP through three outcome areas:

Outcome 1: *Improved access and retention to inclusive learning and training opportunities.*
Outcome 2: *Improved delivery of quality education and skills training.*
Outcome 3: *Strengthened systems for effective and resilient service delivery.*

Improved access and retention to inclusive learning and training opportunities

The sector will continue to provide safe, equitable, and inclusive education learning and training services to increase access and retention of learners in education. In term II of 2023, Gross Enrolment Rates (GER) stood at 47% in Early Childhood Development (ECD), 95% in primary and 10% in secondary. This means that a significant number of children of pre-school and secondary education age cohort remain out of school. The ERP II aims to enroll some 125,723 out-of-school children and youth in the education system by 2025. The settlements which consistently report GER rates below the national primary school average such as Rwamwanja (79%), Kyaka II (78%), Adjumani (83%) and Bidibidi (88%) require focused attention. Dropout rates remain high in upper primary education resulting in low transition rates to secondary education, especially for girls. Enhancement of enrolment requires the expansion of facilities to meet short and long-term needs. The baseline pupil to classroom ratio (PCR) in the refugee response stands at 1:129 on average at primary level. To achieve the national standard of 1:53, the response has a gap of 4,092 classrooms and 2,722 latrines at primary level. If education facilities are

expanded, then access to learning opportunities (through multiple pathways) will be increased. To achieve this outcome, the sector's response plan focuses on the following four outputs; i) Improved provision of inclusive and safe infrastructure, specifically for children with disabilities.; ii) Various barriers to formal and non-formal education addressed; iii) Safety and learning environment improved, and; iv) Skills and livelihoods opportunities for in and out of school adolescents and youth provided.

Improved provision of inclusive and safe infrastructure, specifically for children with disabilities. The enrolment of refugee and host community children is projected to increase during the period 2024 to 2025. Learners will be accommodated in a system that is progressively integrated (refugees and hosts) in terms of education service delivery. The sector will target the expansion of learning spaces, construction, rehabilitation, upgrading and furnishing of classrooms, staff houses, kitchens, libraries, laboratories, youth friendly spaces, the provision of inclusive WASH facilities and gender-sensitive facilities. Establishment of Menstrual Hygiene Management (MHM) in schools and Accelerated Education Programming (AEP) centres will enhance safe and inclusive school infrastructure while increasing access to education particularly in ECD, secondary and tertiary levels. This will be undertaken to reduce the huge congestion and meet infrastructure needs for the projected increase in enrolment. To improve absorption of the education system and utilization of the school facilities, implementation of the double shift system will be facilitated. In locations with integrated service delivery, upgrade of public schools to enhance their absorption capacities for increased intake of refugee learners will be prioritised.

Various barriers to formal and non-formal education addressed. The sector will address various barriers to education including financial, gender, well-being, social-emotional and psychosocial issues. Education partners will provide targeted school supplies, scholarships, cash grants, language bridging programmes and assistive devices (hearing aids, crutches, braille, large prints, spectacles) to ensure that learning is supported. Newly arrived refugee learners will access bridging programmes aimed to re-orient them into the Ugandan education system, curriculum, language of instruction and examinations.

Safety and learning environment improved. Partners will mainstream protection and address issues of bullying, violence, and promote mental health and psycho-social support (MHPSS). This will be achieved through increased participation of children in school development and improved referral systems between schools, protection/social services, and other support mechanisms. Improving accessibility to school facilities for children with disabilities will promote safe and inclusive access for vulnerable groups of learners. Provision of sanitary kits accompanied with training on menstrual hygiene management, peace education and conflict resolution will be provided to increase students' access to safe learning environments whilst supporting participation and wellbeing.

Skills and livelihoods opportunities for in- and out-of-school adolescents and youth provided. Inter-sectorial coordination with the Jobs and Livelihood Sector Working Group

will identify needs and gaps aimed to scale up skill training opportunities. Out of School (OOS) adolescents and youth will be profiled to determine support needed through formal or non-formal education pathways or vocational pathways while aiding successful school-to-work or livelihood transitions.

Improved delivery of quality education and skills training

The sector will aim to progressively achieve national standards regarding teacher and textbook efficiency ratios. The current textbook to pupil ratio stands at 1:5, against a national standard of 1:3, reflecting a gap of 925,512 textbooks at primary level and a gap of 489,128 textbooks at secondary level. Partners will support the provision of textbooks while providing capacity building of education personnel, enhance school supervision, and improve learning outcomes. If teachers are recruited to match national efficiency standards, provided with training and schools effectively supervised, then quality of education and skills training will improve. To achieve this outcome, the sector response plan focuses on six outputs:

Teacher recruitment aligned with national teacher competencies. Teachers are the key input to quality education. Therefore, the recruitment, deployment, and wellbeing of teachers will take priority with a focus on the accreditation of teachers from refugee communities, who were former teachers in their country of origin. This will enable them to teach in Uganda as well as align their competences to the national standards. The sector will continue its progressive transitioning of teachers from humanitarian support to the national system. Once registered and 'coded' within the government system, the schools stand to benefit from government deployed teachers and capitation grants. Teachers will also be provided with instructional materials to improve learning outcomes. The baseline teacher pupil ratio stands at 1:71 on average. To achieve the national standard of 1:53, the response requires an additional 1,755 primary school teachers. Timely renumeration of teachers and instructors will improve teacher motivation. Sector partners will provide teaching and learning materials including textbooks, teacher guides, caregiver guides and curriculum books for Accelerated Education (AEP) aiming to progressively meet national and EIE efficiency standards.

Teachers receive continuous and blended trainings, and their well-being supported. Priority will also be placed on the capacity building of the teachers and caregivers. The sector will aim for induction training of the newly appointed teachers, building capacity on large class management, Social Emotional Learning/Psycho-social support, inclusion, various pedagogy, GBV counselling, accelerated education methodology, use of local materials and leveraging digital innovations such as the Kolibri platform to support of learning. The sector will continue strengthening school inspection and support supervision as these are key to the improvement of quality education. Capacity development on Support Supervision and School Inspection will be provided and enhanced.

Provision of relevant curriculum, teaching and learning materials. The sector will enhance provision of instructional materials (including teacher's guides, caregiver's guide,

curriculum books, etc.) and scholastic materials (exercise books, pens, pencils, rulers, math sets, etc.) for all levels, ensuring availability of materials to addressing the needs of existing and newly arrived learners.

Timely measurement of learners' and teachers' competencies and skills. To monitor and track the set targets for quality education, timely measurement of learner's and teacher's competencies, skills and well-being will be undertaken. These will allow for timely emphasis and or corrective measure. Periodic learning assessments to measure learner's competencies and skills will be conducted including Early grade reading and numeracy (EGRA and EGMA) for early school years.

Child participation and resilience strengthened. The sector will promote the formation and activities of school clubs, provide materials for games and sports, support school clubs (debating, arts and crafts, and life skills development, etc.) and organize child-led events to promote student participation and leadership.

Enhanced opportunities for supporting student learning in school. Since learning outcomes are affected by different curriculum and languages of origin, the sector will continue providing language bridging programmes to support transition to locally offered curriculum for newly arrived refugee children in Uganda. Provision of remedial learning opportunities to learners enrolled will support the student's learning in school.

Strengthened systems for effective and resilient service delivery

If enabling and supportive plans, strategies, and regulatory frameworks are in place, then the education system will be strengthened for effective and resilient service delivery to refugees and hosts alike. To achieve this outcome, the sector's response plan focuses on four outputs: i) ensuring community level engagement; ii) improving coordination mechanisms, including multisectoral and management of education services; iii) strengthening evidence-driven education planning and decision making; iv) Adopting risk-informed programming and contingency measures and conducting policy & regulations advocacy.

Community level engagement ensured. The sector will engage school-based governance and accountability mechanisms such as Parent Teacher Associations (PTA) and School Management Committees (SMC). PTA and SMCs will be targeted for training on School Improvement Plans, school safety, needs assessment, attendance tracking and monitoring. Capacity building of these community education structures will aim to influence attitudes towards inclusion, girl's education and addressing barriers facing the most vulnerable and marginalized children.

Coordination and management of education services improved. The sector will enhance the capacity of education authorities to lead and monitor the education sector. The sector will conduct government-led coordination meetings at national and district

levels targeting allied line Ministries, District Local Governments (DLGs), donors, United Nations (UN) and NGO Partners.

Evidence driven education planning and decision making strengthened. The sector will build the capacity of education personnel and partners in evidence-based policy development and planning informed by data. Partners will advocate for refugee inclusion into the Education Management Information System (EMIS) and District Education Information Systems. The sector will continue training actors on national standards, Education in Emergencies (EiE) and Inter Agency Network for Education in Emergencies (NEE) Minimum Standards (MS).

Risk-informed programming and contingency measures approach adopted. The sector will adopt systematic integration of contingency measures to ensure continued safe learning to all learners, adopting a multi-hazard approach considering emergency scenarios caused by natural hazard, epidemics, and new refugee influxes.

Assumptions and risks

Assumptions (beyond partner control and essential for overall results)	
• The government will continue providing an enabling policy environment supportive of refugee education. • Ministry of Education and Sports (MoES) and stakeholders will have the capacity and resources to implement the strategy. • Regular monitoring of the response and adaptation of the strategy based on available evidence. • Good coordination mechanisms upheld.	
Risks (uncertain events) and probability	Risk mitigation measures
Operational risks Teacher turnover and attrition of teachers hired by education partners. Planning without involving refugees, lack of development plans for the lowest level (clusters, zones, schools, ECDs inside the settlements).	Harmonization of teachers' renumeration and terms across implementing partners and coordinated recruitment of the teachers. Government-led coordination meetings at national and district levels targeting allied line Ministries, District Local Governments (DLGs), donors, United Nations (UN) and NGO Partners with active collaboration with local community leadership structures, including Refugee Welfare Councils, Center Management Committees, and School Management Committees.
Financial Risks Reduction in both donor and public funding to the Education sector poses a risk of non-implementation of the sector activities.	Donor advocacy for increased sustainable, long term multiyear funding and improvement of financial management and implementation of strategies. Progressively merge selected community schools with public schools for integrated service delivery

Refugee influx above the planned projections putting additional pressure to the existing services and the further stretches the limited resource.	Annual reviews to inform adjustments in the planned activities to cater for influxes. Close review of new arrivals disaggregated data. Enhance the capacity of government schools for increased uptake of refugee learners (infrastructure expansion).

Partnership and Coordination

The sector plan reinforces access, quality and system strengthening by enabling coordinated efforts led by the the Ministry of Education and Sports (MoES) and the Office of the Prime Minister (OPM) at the national level and District Local Government (DLG) and communities at local level. In line with the Comprehensive Refugee Response Framework (CRRF) approach, the response leverages broad partnerships, meaningful engagement, and participation of all stakeholders in the Education in Emergencies Sector Working Group. Guided by the Government-led ERP II and aligned to Education Sector Strategic Plan (ESSP) for 2021-2025 under the broader CRRF, the strategy will ensure improved learning outcomes for increasing numbers of refugee and host community children in Uganda.

Targeted communities will be included in the consultation, prioritization, decision making and general participation. This will be done by refugee and host community learners, families and households including community structures.

Primary and secondary schools, vocational centers, Accelerated Education Programming (AEP) centres, headteachers, teachers, management committees and center management committees will be included in the consultation, prioritization, decision-making, recipients and participation, implantation of teaching and learning, school management, and decision making.

The government will be involved though line ministries, District Local Government, and Office of the Prime Minister during policy and strategy formulation (ERP II ESSP), Planning (NDP IV), oversight and funding.

Other sectors and working groups (Health, Jobs and Livelihoods, Child Protection, WASH) will complement the education sector strategy, provide a comparative advantage on esoteric outcome areas e.g., school to livelihood transition, school health, WASH in schools, and school hygiene assessments.

The sector will strengthen partnerships with international organizations and development partners (UNESCO, UNFPA, UNICEF, UNOPS, UNHCR, WFP, WHO, and World Bank), for funding, implementation, policy, advocacy, monitoring and reporting. Both National and International NGOs will be involved in implementation and advocacy efforts.

The donors, including the private sector, foundations, bilateral, multilateral and Government agencies will be responsible for funding, monitoring, accountability, and oversight functions.

Environment, Energy, Settlement and Non- Food Items

Overall Sector Strategy

The Environment and Energy (E&E) sector together with the Shelter Settlement and Non-Food Items (SSNFI) sector will jointly work towards ensuring that the forcibly displaced and stateless persons, and host communities in refugee hosting districts benefit from a healthy natural environment, and improved social services, including health, education, water and sanitation, and social welfare, provided through national systems where possible.

Achieving a healthy natural environment that also meets the community's needs for shelter, water, livelihoods, and settlement services requires first and foremost an integrated, area-based approach to settlement planning which takes into consideration land carrying capacity, the sustainability of natural resources, and the community's priorities. In each settlement a land use master plan will be developed in consultation with the concerned population and informed by technical experts, through which land is systematically allocated to specific uses such as shelter and kitchen gardens, farming for subsistence and surplus production (in association with the livelihoods sector), woodlots (for fuelwood and for shelter), protected areas (such as lakes, rivers, wetlands, central forest reserves, wildlife reserves, etc.), roads and other physical infrastructure (markets, settlement facilities, etc.). Improved land use planning shall ensure equitable and sustainable use of land within settlements, while strengthening measures to mitigate and adapt to climate change. To support the responsible use of the land that has been allocated to different purposes, partners will closely engage local communities of both refugees and nationals to raise awareness and provide regular training on sustainable natural resource management. This will enable communities to fully grasp their responsibility for and the benefits of sustainable natural resource management and understand the negative impacts that arise from continuous environmental degradation. Finally, after appropriate land has been allocated and awareness built, then refugees and the host community will be mobilized to actively carry out tree growing at household and institutional levels, to replenish the tree cover in and around settlement areas while also providing fuelwood in the short and medium term.

Concurrently, the sector will continue to strive to ensure that all affected communities receive appropriate and timely emergency shelter materials and NFI support in line with the minimum agreed standards for Uganda. Where possible, the sector will continue to prioritize cash-based shelter/NFI assistance in lieu of in-kind kits to empower refugees with greater independence and dignity, as well as contribute to local economic growth. The sector will encourage partners to implement an owner-driven approach to shelter

construction, building local capacity for construction and contributing to livelihoods within the refugee and host communities.

The sector has worked together to develop a harmonized theory of change which highlights where joint collaboration is necessary for greater impact covering four outcome areas: settlement planning including shelter support for PSNs unable to construct and maintain their own shelter and active reforestation; household and settlement energy supply through energy-efficient cooking technologies and connection to the national electricity grid; increased awareness across all sectors and communities regarding natural resource management and energy efficiency; and infrastructure development and maintenance in settlements and reception centres.

The sector **recognizes gender, age, and diversity considerations** in its implementation. Women and girls carry the major burdens at home and are therefore most affected by water supply and fuelwood scarcity, which also contribute to their GBV risks. PSNs shall be supplied with fuelwood until 2026 under the World Bank funded IFPA-CD Project led by MWE and OPM to meet their energy needs for cooking. Older persons, child-headed and female-headed households, and households with disabled or chronically ill household often face insurmountable obstacles in building a home and are forced to reside in inadequate shelters, risking exposure to heavy rains and seasonal flooding. Without access to the resources and skills needed to build a home, these vulnerable families are not able to focus on other elements of wellbeing and shift from surviving to thriving. For this reason, the sector will support shelter construction and maintenance for a limited number of highly vulnerable refugees.

Climate change mitigation

The sector agreed that all stakeholders and sectors should prioritize addressing climate change, in line with Government of Uganda policy to *"promote a low carbon development pathway while at the same time reducing the vulnerability of its population, environment, and economy by implementing measures and policies that build resilience"* (Nationally Determined Contribution). Accordingly, UCRRP partners will work along three tracks: (1) reducing deforestation and overuse of water resources through conservation and reforestation, (2) ensuring that sufficient sustainable woodlots are established and maintained to sustainably meet the ongoing needs for cooking fuel and construction material, while also seeking to improve cooking efficiency, and (3) reducing the use of fossil fuels through diesel generator substitution and improved vehicle fleet management.

Assumptions and Risks

Assumptions (beyond partner control and essential for overall results	
Government authorities remain committed to making available sufficient land to meet all the social, economic, and environmental needs of refugees. Government agencies and donors (i.e., World Bank) continue to meet their partnership obligations and provide the anticipated goods and services.	
Risks (uncertain events) and probability	Risk mitigation measures
Tensions between refugee and host communities especially over natural resources.	Targeting both refugees and host communities in E&E interventions and promoting community interaction where refugees maintain the trees on host community land by growing short rotation crops among the trees. Also, continued awareness creation and sensitization.
Annual planning cycles rather than multi-year planning for sustained and visible impact.	Implementing a project management approach that tracks interventions over the longer term and which integrates risk management, environmental screening, etc.
Limited funding for E&E and SSNFI interventions.	Collaboration between the two sectors to develop an integrated approach. All partners fundraising at different levels for funding to support E&E and SSNFI interventions. Mainstreaming natural resource management and settlement planning across other sectors.
Energy management remains centralized at national level with no technical staff and budget at district level to coordinate and implement energy sector interventions.	Launch and implementation of the Sustainable Energy Response Plan (SERP) for refugees and host communities, expected in December 2021, which shall help Government plan and mobilize funding for district energy staff.

Limited integration of environment and natural resources management considerations in settlement planning and activities of other sectors.	Actively engaging other sectors in considering the environmental and climate change implications of their work and adopting mitigation measures.
Climate change impacts	Strengthening of early-warning systems for climate-related disaster risk reduction

Partnership and Coordination

This strategy is aligned with the government-led response, including the Water and Environment Sector Response Plan (WESRP) and the draft Sustainable Energy Response Plan (SERP) for refugees and host communities developed under the leadership of the Ministry of Water and Environment (MWE) and Ministry of Energy and Mineral Development (MEMD), respectively.

The WESRP calls for improved settlement planning considering the availability and sustainability of water resources, as well as catchment management, including forest and wetland conservation, and the establishment of woodlots for fuelwood and shelter construction. The SERP supports last mile on-grid/off-grid electricity connection for settlements, dissemination of energy efficient cooking technologies and fuels, sensitization on energy-saving practices, promoting productive uses of energy (PUE) to boost agricultural and commercial activities for more value addition, energy audits for offices, energy management, etc. Taken together, these activities will contribute to Uganda's response to climate change as articulated in the National Determined Contribution (NDC). The emphasis of the sector strategy on mainstreaming the environment and natural resources into all humanitarian interventions adheres to the 2019 National Environment Act and supporting regulations, as well as UN guidance on mainstreaming environment and natural resources concerns into sector plans and programs.

Settlement planning will be guided by the National Physical Planning Standards (NPPS) 2011, which determine the scale, location and site requirements of various land uses and facilities.

The Government has and will continue to play a significant role in setting and enforcing policies and regulations related to E&E. For instance, Ministry of Land Housing and Urban Development will be responsible for land use planning that ensures equitable and balanced spatial distribution, and optimum use of land for agriculture, forestry, human settlements, infrastructure, and other competing land uses. The National Environment Management Authority (NEMA) and the DLGs shall ensure appropriate environmental screening of large-scale infrastructure development in the settlements. OPM shall implement Uganda's progressive refugee policy, which includes mobilizing land on which to settle refugees with sufficient farmland allocated for viable livelihoods, establishing woodlots, and ensuring conservation requirements are met. Uganda National Bureau

of Standards (UNBS) will ensure that renewable energy products on the market including in settlements are up to the set standards and quality and provide/develop relevant standards for different energy and forestry products. The Electricity Regulatory Authority (ERA) will help in setting tariffs and implementing subsidies that lower the tariffs to increase electricity access. The Rural Electrification Agency (REA) is responsible for grid extension in rural areas and mini-grid development in off-grid rural areas. MEMD will be responsible for decentralization of energy services at district level as well as fundraising and coordinating the overall implementation of the SERP. The National Forestry Authority (NFA) will continue to lead in protection and restoration of degraded central forest reserves in proximity to refugee settlements as well as supply quality assorted tree seedlings for growing across the operation. The sector will continue to support the NFA to execute this mandate. DLGs will also support development of forest management plans for settlements with a precise site species matching to guide establishment of different woodlots, forest restoration and protection interventions, mobilization of host community members for E&E interventions and providing technical backstopping to tree nurseries to ensure quality seedling production including safe seedlings delivery from the nursery for planting and monitoring the E&E interventions in the district.

The sector will ensure that E&E remains a priority in the response as well as advocate for funding. The implementing partners in E&E across the response will implement their activities in their respective sectors and shall fundraise for natural resource management and climate change mitigation related to their sectors. OPM will lead in supply of fuelwood to PSNs within the targeted refugee hosting districts through the Investing in Forests and Protected Areas for Climate-smart Development (IFPA-CD) Project funded by the World Bank. Development partners such as the World Bank, JICA, KfW, EU, FAO, GIZ, etc. will continue to support the implementation of multi-year projects within the refugee hosting districts in covering energy and electricity access, awareness, sensitization and capacity development on environment protection and sustainable practices, forest development and protection, environmental restoration, mini-grid development, forest value chain development, etc. Key initiatives are the World Bank's Energy Access Scale-up Project, and the Development Response to Displacement Impacts Project (DRDIP). The private sector will be engaged to support in the provision of services and opening up markets for products.

Food Security

Overall Sector Strategy

In order that life-saving humanitarian needs of refugees and asylum-seekers are met, with attention to any specific needs, the food security sector intends to improve accessibility to adequate nutritious food by refugees and asylum-seekers in the settlements. This will be achieved by providing general food assistance and complementary activities to all eligible refugees and asylum-seekers based on individual household needs. With the objective of ensuring that the limited available resources in the refugee response are prioritized for assisting the most and moderately vulnerable refugee households, Phase III of the prioritization process was implemented in July 2023. Phase III allocates food assistance based on household food security

needs. As a result, 14% of refugees receive 60% of the full/normal food ration, 82% of refugees receive 30% rations, and 4% are discontinued from food assistance. Therefore, the sector will continue to work in close coordination with the other sectors, particularly the health and nutrition sector, and the livelihoods and resilience sector, to address the effects and changes influenced by the prioritization exercise, and the overall reduction of ration levels due to funding shortages.

Choosing the optimal transfer modality – whether it is in-kind or cash-based transfers or a commodity voucher – as well as the optimal delivery mechanisms will be key to achieving a maximum transformative impact of food assistance and improved food security outcomes. The choice of the assistance modality will continue to be based on feasibility and appropriateness. In-kind food will be preferred in settlements where markets are disrupted and less functional, and cash-based transfers will be in settlements where a variety of food commodities is available; markets are well-integrated, functional, and accessible. Where local markets and services are generally well functioning, unrestricted cash transfers will address immediate beneficiary needs more cost-effectively than in-kind food assistance and give the beneficiaries freedom to preferred and nutritious food. In complementarity to the use of cash-based food assistance, the sector will work with the livelihoods and resilience sector to increase market facilitation initiatives, linking refugees with functional markets, working with refugees, market actors, and regulators to influence their behavior, decisions, interactions, and norms towards improved market systems.

The needs and causes of food insecurity across the different settlements will be assessed by the food and nutrition security assessment, monitoring and evaluation systems, such as the Food Security and Nutrition Assessment (FSNA), and to understand the contributions of programme implementation the post-distribution monitoring (PDM) processes will be utilized. Analysis of these assessments will be used to inform the targeting criteria in ways that recognize household needs and context. Weaknesses in knowledge, attitude, and practice in food and nutrition across all settlements will be addressed through surveillance, treatment, and prevention of malnutrition in ways that are integrated with Maternal Infant and Young Child Feeding (MIYCF) and Social and Behavior Change Communications (SBCC) methodologies, and where possible adapted to settlement-specific food and nutrition challenges.

The potential for communities to improve their nutrition will be strengthened by complementary activities such as backyard and kitchen gardening, nutrition education, and food preparation. This will also help to enhance the knowledge of Village Health Teams, mother-care groups, and lead mothers, which will in turn empower communities.

The Food Security sector will identify and respond to the needs of specific groups such as women, girls, and persons with disabilities. This will be done through:

- Periodic gender and protection analysis to understand the context in terms of needs, priorities, capacities, barriers, challenges, and protection risks faced by the different categories of the communities. Results will inform the design and implementation of the food security services and interventions.

- Continuous consultations with the different categories of the communities and stakeholders to understand the different levels of vulnerability and aspirations so that service delivery strategies can be redesigned and modified to respond to the specific needs.

The views of the communities will be incorporated through consultations during the programme design phase and when major programme changes are being introduced. These will be complemented by feedback from post-distribution monitoring, joint assessments where necessary, and through community engagement sessions coupled with available community feedback mechanisms e.g., the Feedback, Referral and Response Mechanism (FRRM), the WFP toll-free helpline and onsite helpdesks.

Food security interventions and services will comply with the 'Do No Harm' humanitarian principle and will seek to build and strengthen individual and community resilience harnessing existing capacities, promoting social cohesion and employ a conflict sensitive approach to minimize the possibility of conflict and violence.

Risk analysis has been a core component of the design and has identified potential risks and mitigation measures in a risk matrix that will guide implementation and act as a self-monitoring tool during implementation.

Partnership And Coordination

The Food Security sector coordinates its activities through the refugee response coordination framework established by the Government of Uganda and UNHCR. The Government of Uganda, through OPM and DLGs, will be engaged at all levels during the implementation of this food security strategy. Monthly coordination meetings will provide a forum to steer the food security activities implemented by and through partners and to coordinate the planning and implementation of system-wide needs assessments such as the FSNA and remote monitoring. They will also provide an opportunity to plan and harmonize advocacy on key issues such as access to agricultural land. Regular mapping of partners and activities will be done as part of the coordination.

Sector meetings will be held at national and settlement levels, whereby key issues that were discussed but remained unresolved at settlement level are included in the national level meetings. In turn, decisions made at the national level will be communicated back to the settlements for information/feedback and implementation where applicable.

The Food Security sector will engage, consult, and work with other sectors to ensure issues arising and requiring action from other sectors are understood and appropriately addressed. Furthermore, activities will be planned in consultation with the affected populations, safety and security will be provided at the food distribution points, (especially addressing protection risks and special needs of women and other vulnerable populations), and effective complaints and feedback mechanisms will be maintained.

Achievement of the Food Security sector objectives also requires close coordination with other sectors. Notably, health and nutrition surveillance by the Health and Nutrition sector will contribute to evidence generation and the identification of specific food and nutrition needs. In addition, maternal and child health activities implemented by the health and nutrition sector will help address the specific nutrition needs of mothers and young children. Similarly, the work of the Livelihoods and Resilience sector to improve household income, production, and livelihood diversification will complement general food assistance and nutrition programmes, leading to self-reliance among refugees and eventually reducing the need for food assistance. Finally, education and health support programmes that reduce the out-of-pocket expenses of refugees for those services will reduce the incentives for refugees to sell their general food assistance to meet the costs of education and health.

Assumptions and Risks

Assumptions (beyond partner control and essential for overall results)	
Government policy remains favorable, allowing refugees access to land, employment opportunities, free movement, and services necessary for improved accessibility to food. The Livelihoods and Resilience sector successfully implements programmes that improve household income, production, and livelihoods diversification. These are necessary to complement general food assistance and malnutrition prevention and treatment programmes. The Health and Nutrition sector prioritizes nutrition surveillance, capacity strengthening of community structures such as the VHT system for efficient and effective service delivery, and knowledge transfer to households on issues such as child feeding and care.	
Risks (Uncertain Events and Probability)	**Risk Mitigation Measures**
Insufficient funding for food security, nutrition and other relevant sectors exacerbated by a continuous influx of refugees.	Advocacy for the food security sector to receive sufficient funding for continued provision of general food assistance, nutrition services and other support services including complementary activities. Continuous refinement of the prioritization approach to ensure that limited resources have the highest possible impact. Cost efficiency measures, including with a view to the selection of assistance modalities and delivery mechanisms.

	Assessments and post-distribution monitoring to determine the impact of prioritization and reduced ration levels.
Poor functioning of cash intermediaries and markets, reducing the effectiveness of cash assistance and hampering its expansion.	Constant monitoring of market prices and of the performance of cash intermediaries, so that food security support can shift emphasis between in-kind and cash-based transfers as needed. Deliberate actions to strengthen the functionality of markets and the accessibility to financial services with the objective of paving the way for cash-based assistance that equally generates a multiplier effect for the local economy.
Tensions between refugees and host communities may increase, including due to low ration levels which could be exacerbated by climatic shocks or environmental degradation, and result in insecurity, as well as limitations for refugees to access employment, land for food production and other livelihoods, markets as well as financial and other services.	Sensitization and community engagement of the local population. Include the host population in self-reliance and resilience interventions.
Limited beneficiary assistance tracking and coordination on data management between all actors providing assistance to the targeted population could prevent the response from leveraging its full impact.	Develop a joint plan for data management and updates of assistance provided to households. Develop a centralized tracking system

Health and Nutrition

Overall Sector Strategy

For “all forcibly displaced and statelessness person, and local communities in refugee hosting districts [to] benefit from a healthy natural environment, and improved social services, including health [...] provided through national systems where possible” the Health and Nutrition sector aims to ensure full integration of comprehensive and quality primary health care services for refugees into national and local government systems. Emphasis will be on health promotion and disease prevention through Village Health Teams and Refugee Welfare Councils, as well as curative, palliative, and rehabilitative health services. This will be done through strengthening the provision of equitable, safe, quality, and sustainable health services in refugee-hosting districts, for new arrivals, long-term refugees, and host communities. Health systems for the host community in refugee hosting areas will also be reinforced. The Health and Nutrition sector strategy is governed by the current Health Sector Integrated Refugee Response Plan 2019-2024 (HSIRRP), and has four main components as shown in the figure:

A comprehensive package of sexual and reproductive health and rights (SRHR) services will contribute to the reduction in **maternal and perinatal morbidity and mortality**. Refugees must travel long distances, usually by foot, to reach health facilities. Furthermore, there are service delivery challenges due to poor infrastructure and lack of investments. Uganda Health Sector has identified inadequate space for service delivery, limited availability of vital equipment, low medicine stock, and a lack of stable, permanent health structures. The health sector will improve access and availability of sexual and reproductive health services at health facility and community level, through strengthened skilled birth attendance with timely antenatal and postnatal care, enhancing availability and access to adolescent and youth-friendly sexual and reproductive health services, and supporting increased family planning uptake and coverage. Priority interventions include support towards emergency obstetric care and specialized neonatal care, which contribute directly to reduced referral needs, time, and cost. Likewise, ensuring adequate staffing, including midwives, capacity building of health workers, referral system strengthening, as well as availability of reproductive health commodities and strengthened supply chain management are

key to supporting a resilient health system. Lack of infrastructure and equipment remains a health system bottleneck to be addressed, and data management remains an area to be strengthened. Integration of GBV prevention and response within health facilities, remains a priority, with continued coordination among service providers. Community mobilization remains key to improving the health-seeking behavior of communities affected by displacement to empower them to make timely and appropriate decisions when it comes to their sexual and reproductive health.

The morbidity and mortality associated with **tuberculosis and HIV/AIDS** will be reduced through amelioration of treatment outcomes and comprehensive prevention services. To achieve these outcomes, the sector will improve early diagnosis, availability of HIV/TB commodities and supplies, reduce stigma related to TB/HIV, improve adherence to TB/HIV medication, improve prevention interventions and retention in TB/HIV care, as well as ensuring better access to comprehensive multisectoral HIV/TB prevention. Achieving an enhanced quality of health care requires an increasing number of healthcare workers, availability of medicines as well as translators. Efforts will also be made to improve their skills[98] when working with refugees and the host population.

Comprehensive **primary health care** interventions will reduce the mortality and morbidity of refugees and the host population from communicable and non-communicable diseases. To realize this, there will be enhanced access to preventive, promotive, curative, palliative and rehabilitative health services for refugee and host populations. Emphasis will be put on integrated community case management for malaria, diarrhea, pneumonia; and referral by the Village Health Teams; multisectoral prevention for improved health; and improved access to quality facility-based health services as well as mainstreaming “one health” interventions.

To reduce mortality and the lasting impact of **undernutrition,** the sector will reduce anemia, stunting and global acute malnutrition through increased surveillance, timely treatment of cases, functional nutrition promotion and prevention interventions, increased coverage of nutrition interventions, household diversity and multisectoral coordination especially with WASH, food security, public health and improved Infant and Young Child Feeding (IYCF) practices at household level. The interventions will include improved access to adequate nutritious foods, improved awareness on dietary diversity, improved micronutrient supplementation, a stable commodity pipeline, and strengthened community structures for early identification and management of acute malnutrition.

Underpinning quality health care services, demand for health services will be created to improve health promotion and information for decision making; integrated outreaches will be instituted to distant locations; adequate epidemic preparedness and response will be undertaken; health services will be strengthened for full prevention coverage (e.g. Integrated Community Case Management); health facilities and referral sites will be reinforced (HR, commodities,

[98] Skill development of health workers need to improve bedside care, medicines, and to ensure translators are available.

infrastructure); and the health services package will be broadened to include mental health, Non-Communicable Disease, palliative, rehabilitation services, and functional “one health” structures.

Assumptions and Risks

Assumptions (beyond partner control and essential for overall results)	
No major outbreaks. Cultural beliefs/norms favor the seeking and acceptance of health services. Recurrent refugee influxes Integrated and joint programming The number of personnel (health workers) needed to be increased especially for Government to enhance the supervision and monitoring exercise for 2024	
Risks (uncertain events) and probability	**Risk mitigation measures**
New epidemics challenge the health system.	Epidemic preparedness and response plans will be updated.
Health services, at national and subnational are not integrated.	Advocacy with the Ministry of Health for full integration of national and subnational health services.
Intersectoral coordination is not functional and other sectors are not contributing to the outcomes.	Intersectoral coordination for health outcomes will be instituted and integrated into the response of other sectors.
Limited capacity in the Ministry of Health and national health system.	Support provided to the Ministry of Health in close collaboration with other development partners.
Community adoption of health promotion and prevention messaging is weak.	Continued community level dialogues and engagements.

Funding constraints affect resource allocation at the implementation level	Focus on high impact interventions in close collaboration with multi sector partners

Partnership and Coordination

Refugee health services are integrated into the Ministry of Health system, and as such the Government will continue to be primarily responsible to provide human resources, commodities, infrastructure, leadership and coordination of refugee and host population health services. The responsible government entities at national and local levels are supported by technical NGOs and UN agencies, and financed by external donors, national and local budgets, together with contributions from the refugee and host populations and the private sector.

Given that health needs and outcomes are partly determined by social determinants of health, nearly every sector of the refugee response has a role to play in improving refugee health. Particularly important partners are: agencies providing **Psychosocial and protection services** (GBV actors, MHPSS sub-sector, community support groups, agencies providing security, and safety); **Education actors** (school health and school feeding programs, improving literacy, keeping girls in school, sexuality education); **Settlement planning, Shelter and Infrastructure** agencies (improved housing/ventilation, improved road networks, and lighting); **Livelihoods** (increased income available for health prevention and health spending as well as improved food security, veterinary services, addressing zoonotic disease outbreaks and implementing "one health" approaches); **Environment and energy** (vector control, alternative energy sources); **WASH** (access to safe water, sanitation and hygiene practices including environmental health); **AAP** (Community empowerment for decision making and human rights); and finally, **Nutrition & food security** (improving maternal/newborn nutrition, food availability, accessibility, and support with feeding).

All the components of the Health and Nutrition sector are aligned to the Health Sector Integrated Response Plan (HSIRRP) that feeds into the Ministry of Health strategic plan, which in turn is part of the human capital development program of the National Development Plan. At the subnational level, this is reflected in the district development plans of the refugee hosting districts.

Livelihoods and Resilience

Overall Sector Strategy

The Livelihood and Resilience sector aims to ensure that all communities affected by displacement in refugee hosting districts live peacefully with each other, and progressively attain

self-reliance in a conducive environment for livelihoods opportunities. The core of the sector is promoting surplus agricultural production as this is by far the most available pathway for income generation, and secondarily on facilitating employment and small enterprise. This strategy directly supports pillars II and III of Uganda's Jobs and Livelihoods Integrated Response Plan (JLIRP), which in turn is aligned with the National Development Plan III (2020/21 – 2025/26). The strategy further touches on pillar IV of the JLIRP on development of market-driven skills, which together with access to finance, play a supporting function in realizing the two outcome areas of surplus agricultural production and job creation. Implementation of the strategy depends on close collaboration with the Government including active engagement of District Local Governments (DLGs) to integrate refugees into district development plans, to facilitate refugee access to technical services and key factors of production such as farmland and capital in line with the CRRF agenda.

In the Ugandan context of high levels of poverty and diminishing external funding, the only way forward for most refugees is to seize the economic opportunities afforded them by the Government of Uganda (access to farmland and the right to work). Given the right enabling conditions, refugees can apply their own effort to meet their basic needs including food security, shelter, health, and education. Current levels of income however are insufficient to meet basic needs, and more attention to livelihoods is needed in the UCRRP period. It is essential that refugees can increase their own incomes to meet their food security, nutrition and other essential needs in view of these imminent reductions in food assistance, and their other basic needs (including shelter, health, and education).

Communities affected by displacement in refugee hosting districts will generate sufficient agricultural surplus to attain self-reliance.

To improve food and nutrition security, partners in this sector will advocate and facilitate access to sufficient farmland and address low production and productivity. Collaboration with OPM and the DLGs will continue to increase access to adequate agricultural land, inputs, and improved production technologies, provide training on good agronomic practices, climate-smart agriculture, and post-harvest handling, promoting sustainable access to improved technologies as well improving access to agricultural extension services.

In line with Uganda's agro-industrialization strategy in National Development Plan III (2020/21 – 2024/25), Livelihoods and Resilience sector partners will support value addition initiatives and promote access to better produce markets. To that end, the Livelihoods and Resilience sector will strengthen farmer associations for experiential learning, produce aggregation, and market bargaining power. VSLA structures and removal and easing formal and informal barriers to financial inclusion and promoting value chain financing will be supported.

Communities affected by displacement in refugee-hosting districts and urban areas receive sufficient income from off- and non-farm employment or entrepreneurship to attain self-reliance.

To increase self-employment opportunities for refugees and host communities, the sector will increase capacity-building efforts to improve business, technical, vocational, and financial management skills of refugee and host communities, to enhance creation and development of micro and small enterprises, while encouraging agricultural product processing and market linkages. Sector partners will give special attention to the needs of women, youth, and other vulnerable and marginalized populations.

The Livelihoods and Resilience sector will provide market-driven skills training, encourage private sector investment activity, and facilitate apprenticeships and job-placements to enhance access to decent jobs. Activities under this outcome will also include advocacy and information sharing on refugee rights to work with potential employers, including the private sector.

Overview of targeting approach of the sector.

The Livelihoods and Resilience sector will use a household approach as a primary targeting modality to reach both refugee and host community households with productive assets and technical assistance, enabling the entire household to benefit indirectly from the increased availability of nutritious foods and income. Using the graduation approach, households will be transitioned progressively to attain self-reliance. The approach applies carefully sequenced, multi-sectoral interventions, including a social assistance package to ensure basic consumption; skills training; asset transfer or employment opportunities; financial inclusion through financial education and access to savings; and coaching or mentoring to build confidence and reinforce skills to support people as they move from assistance to more sustainable livelihoods. Where beneficiaries will be targeted through groups, the sector will ensure that sector partners focus on strengthening capacities of existing livelihood groups rather than creating new ones.

For newly arrived refugees, PSNs/EVI households, including child-headed, female headed, widower-headed households and people living with disabilities, the sector will collaborate with Community-Based Protection actors to ensure that they receive emergency/social welfare assistance in the form of cash grants, agricultural seeds, and kits, as well as establishment of kitchen gardens to produce vegetables and food crops to supplement assistance. It is upon achieving a certain minimum level of stability and preparedness to participate in economic activities (be it farming, wage employment or enterprise) that such extremely vulnerable persons can be incorporated into the mainstream livelihood programming.

Sector partners will be encouraged to use gender responsive targeting guided by appropriate gender analysis tools. Since over half of refugee households are female headed, at least 60% of target beneficiaries will be women. Partners will provide market-based skills training, especially for out-of-school youth, women, and persons that are engaged in informal employment to strengthen their capacity to pursue opportunities for self-employment. To help safeguard peaceful co-existence and social cohesion, all livelihood interventions will ensure that 70% of assistance targets refugees and 30% targets host communities.

Assumptions and Risks

Assumptions (beyond partner control and essential for overall results)	
Uganda, including refugee hosting districts, remains economically, socially, and political stable and secure. The Government and development partners are committed to support development projects in refugee hosting districts and willing to allocate adequate resources for both agricultural and non-agricultural enterprises. Refugees can access sufficient arable land for surplus crop production. The private sector and financial service providers are willing and able to invest in refugee hosting districts.	
Risks (uncertain events) and probability	Risk mitigation measures
Drought and unfavorable climatic conditions.	Focus on drought resilience activities which contribute to local economic resilience and promote green technologies.
Insufficient collaboration / coordination among the partners; leading to duplication and ineffective programs.	Strong coordination operationally, with the district level structure and through the JLIRP.
District-level interventions by development partners at times exclude refugees	Strengthen district coordination and engagement with refugee leadership structures.

Poor refugee populations without access to land and other resources.	Promoting market linkages to private sector actors through programmes and incentives. Promoting market-oriented small-scale agricultural production and agri-business creation. Increasing the number of refugee students and other non-formal trainees accessing vocational education skills. Promote resilience and self-reliance through the development and implementation of incentives for the refugee hosting districts to stimulate investment and economic activities.
Sufficient financing is not made available for the JLIRP.	Advocacy for Government departments and donors, particularly development donors, to provide the resources for the JLIRP.

Partnership and Coordination

In 2021, the Government launched the Jobs and Livelihoods Integrated Response Plan (JLIRP) to strengthen coordination, alignment and harmonization of interventions and approaches. The livelihoods strategy is fully aligned with the objectives of the JLIRP, namely: (1) strengthening refugee and host community social cohesion; (2) enabling entrepreneurial-led development and market growth system; (3) increasing agricultural productivity, production, and marketable volumes; (4) increasing access to market relevant skills training to enhance employability and job creation; and (5) promoting effective shock responsive refugee and host community social protection and social inclusion systems.

The JLIRP also aims at strengthening linkages between sectors to reduce duplication of activity and financing, thus improving effectiveness of programs. Synergies and linkages with other government response plans will be strengthened, especially the Education Response Plan, the Water and Environment Response Plan, and the Sustainable Energy Response Plan. Coordination with the JLIRP will also facilitate alignment with national economic development policies and strategies that guide local government efforts to improve the business environment, so that the private sector can play an increasing role in economic growth and job creation.

OPM and DLGs play an essential role in creating the enabling environment for refugee livelihoods. OPM and DLGs are key to negotiating access to farmland with host communities and to ensuring that settlement master plans provide for economic activities. The DLGs are also involved in identification of beneficiaries from host communities, and support training and economic interventions, for example providing agricultural extension services. They will also ensure that refugees are integrated into district and sub county development plans in liaison with the Ministry of Local Government (MoLG), OPM and relevant line ministries. Several other Government ministries also have roles to play, for example the National Agricultural Research Organization will support the research and development of improved and adaptive crop varieties and agricultural technologies.

In terms of inter-sector coordination, the Livelihoods and Resilience sector will strengthen its collaboration with the Food Security sector which shares the objective of increasing food production, as well as continue cooperation on cash-based interventions, information management and assessments. Livelihood partners will coordinate with the Education sector to promote market-driven vocational skills training and will further collaborate with the Energy and Environment sector to conduct Socio-Economic and Environmental Impact assessments, as needed, and to pursue natural resource conservation approaches such as climate-smart agriculture and agro-forestry in natural resource-based livelihood interventions. Collaboration will be enhanced with the Protection Sector at national and settlement levels to ensure that livelihood interventions are inclusive and in line with age, gender and diversity principles, while minimizing protection risks such as exploitation, child labor and gender-based violence.

To promote inclusive livelihood interventions, sector partners as well as OPM and DLGs will follow AAP best practice and consult with refugees and host community members on livelihood interventions, means of delivery, targeting criteria and beneficiary selection. As a key stakeholder in this area, the Refugee Welfare Councils (RWC) composed of refugees will continue to play a pivotal role in mobilizing refugees for livelihood activities and communal engagement (i.e., maintenance around water collection points, cleaning around community centers, maintenance of access roads). The partners will also work with RWCs and other community structures to select beneficiaries, based on set criteria.

Beyond Government, the Livelihood and Resilience sector will engage with private companies, notably agri-businesses who are seeking new clients but are often unaware of the market potential in the targeted districts, and within refugee populations. By directly connecting private companies to target households and farmer associations, both groups will benefit. The interventions will support private sector-based solutions, and several private companies are expected to benefit from access to sources of raw materials, for instance agricultural products and enhanced market access in the targeted districts.

A final component is access to finance. Partnering with financial services providers will make credit, insurance, remittances, and other financial services more readily available to refugees and host communities. For instance, BRAC Bank, Uganda Agency for Development Limited (UGAFODE) and Vision Fund provide services that meet the needs of refugees and other “hard to reach” groups in Uganda. Other micro-finance institutions will be engaged to boost the sector’s

overall engagement with highly vulnerable communities. The aim is for all beneficiaries to enjoy enhanced financial inclusion through financial literacy training and access to savings and loans (including micro-finance). Closely related to this, partners will build the technical capacity of many beneficiaries in business skills and market engagement, as well as digital financial inclusion.

Protection

Overall Sector Strategy

As envisioned under the CRRF, ensuring equitable social-economic access and improved basic service delivery for both local communities and refugees remains central to preserving the asylum space. With the vision of a coordinated, accountable, and sustainable refugee response for socio-economic transformation of refugee and host communities, the protection sector will focus on these impact areas:

1. Uganda's asylum space is strengthened and unhindered; access to territory is preserved; and international protection standards are adhered to.
2. All individuals/communities affected by forced displacement in refugee hosting districts live peacefully with each other, and progressively attain self-reliance in a conducive environment for livelihoods opportunities.
3. Refugees and stateless persons access durable solutions, including voluntary return or third country solutions.

The specific areas of focus for the national protection sector will be:

Access to Asylum and Refugee Status Determination (RSD). To ensure a fair and efficient RSD process, the Ugandan institutions handling RSD need to be directly supported for their staffing, logistics and information management. Specifically, the capacities of the government RSD bodies need to be enhanced, and the management of asylum applications (including appeals) strengthened.

Child Protection. To ensure that children are protected from violence, abuse, neglect, and exploitation, and able to develop positively in a healthy environment, there needs to be a change in social attitudes towards children's rights, as well as effective services for highly vulnerable children. Specifically, partners will work on prevention by empowering communities to identify and reduce child protection risks, will ensure that children have access to timely and quality protection services including comprehensive case management services, harmonized and adequate alternative care, and community-based and psychosocial interventions, and will furthermore strengthen the national system for child protection in alignment with the Uganda 2020 Child Policy as well as the 2019 Uganda Alternative Care Guidelines.

Community Participation and Accountability to Affected People (AAP). Access to accurate and timely information by all segments of individuals/communities touched by the provision of services, involvement in decision-making and mechanisms to provide and receive feedback,

allows refugees to make informed decisions and to hold humanitarian actors accountable. To realize the vision of a response that is coordinated, accountable and sustainable, accountability to all affected individuals and communities will be strengthened across the refugee response through meaningful participation of communities, with due attention to age gender and diversity (AGD) considerations. The key will be to make sure that refugee leaders can effectively represent their community in discussions with authorities, that there is meaningful communication with refugees about their rights and services, and that refugees are able to give feedback to partners about what is working well and what can be improved – feedback that is then acted upon to improve the quality of the response.

Specifically, all sectors and all partners in the response will commit to consistently capture community feedback to improve the design and adapt programs; to share accessible, relevant, and timely information with communities; and to ensure that communities are able to influence the decisions that affect their lives at all stages of the program life cycle.

Gender-Based Violence (GBV). To address the persistent and increasing incidence of GBV, the GBV sub-sector will follow a two-part strategy of prevention (addressing root causes including community attitudes and behaviors and mitigating specific identified risks), and response (through a robust, quality, specialized and accessible response and case management system including effective referral pathways). This follows the recently revised Uganda GBV strategy 2021-2025, that is in turn anchored in the global policy for preventing and responding to GBV in refugee operations.

Mental Health and Psychosocial Support (MHPSS). The MHPSS sector aims to improve the mental well-being of refugee and host communities, by ensuring that factors contributing to poor mental health are understood by all sectors and that prevention is integrated into their planning, as well as by strengthening the identification and response to refugees and host community members experiencing decline in their mental health. Specifically, sector partners will ensure the availability of MHPSS services meeting international minimum standards, support refugees, the host community and humanitarian stakeholders to be able to better identify mental health issues and refer them to MHPSS services and underpin this with robust qualitative and quantitative data to support programming and decision-making by all sectors.

As explained above, support for persons with specific needs (PSNs), GBV, AAP, Peaceful Co-existence and MHPSS all have important horizontal mainstreaming objectives, in addition to their narrower outcomes within the Protection sector.

Peaceful Co-existence. The underlying drivers of conflict need to be better understood - so that effective conflict-reducing measures can be implemented for all refugees and host communities in refugee hosting districts to co-exist peacefully with each other. To achieve this, the foundations for peaceful co-existence will be enhanced through conflict analysis and mapping, early identification of tensions, and building the capacity of actors in the refugee response to mainstream conflict sensitivity throughout their sector plans and programs. Furthermore, communities will be empowered to prevent and respond to conflict through support to structures

of community dialogue, capacity-building of youth and other community members to resolve tensions peacefully, community-led initiatives to address drivers of conflict, and activities to bring together refugee and host communities to enhance social cohesion. Moreover, an emphasis will be put across the refugee response on youth-led community projects bringing together members of refugee and host communities to strengthen the social cohesion.

Persons with Specific Needs (PSNs). PSNs are a cross-cutting priority for all sectors (especially Livelihoods, Education, and Shelter), and should be a priority target group within all the impact statements of the UCRRP. Special attention needs to be paid to PSNs in the context of potential reductions in food and cash assistance. In addition, there is a specific outcome for PSNs within the Protection sector, which is to ensure that PSNs have timely access to appropriate services and participate in community activities and decision-making. To achieve this outcome, partners will need to have a clear mapping of PSNs in their field of responsibility, have the motivation and guidance to proactively consider how PSNs can best be integrated and supported, and then provide appropriate support. Specifically, the sector will ensure that quality AGD disaggregated data is continuously collected and analyzed for programming and monitoring purposes; that barriers to PSNs' participation and access to services are systematically identified and addressed; and that PSNs and their representatives at community level are empowered to participate in decision-making processes.

Physical Safety and Access to Justice. Personal security and access to justice are central to the enjoyment of basic human rights. To ensure physical safety and access to justice by refugees and asylum-seekers, the Government, UNHCR and key partners will continue to train and support the deployment to settlements of police officers including female officers, and to provide legal counselling and legal representation to refugees and asylum-seekers in need, as well as monitor conditions in detention and support community policing initiatives. Supporting the legal environment, partner agencies will continue to advocate for regulatory changes regarding issuance of work permits to make them more available and streamlining of procedures for civil registration.

Registration. Registration is the foundation of protection and assistance, and a core responsibility of UNHCR and OPM, requiring staff, supplies, equipment, and enhanced connectivity. New arrivals and births will be registered, and there will be continuous verification (including de-registration of refugees who have died or left Uganda) to ensure that data on refugees remains accurate. Refugees will be issued with individual protection documentation.

Urban refugee strategy. As urbanization of refugees and asylum seekers in Uganda continues to increase, the Urban Refugee Working Group will expand its coordination with the primary objective to preserve and strengthen the protection space for urban refugees and asylum seekers, to promote resilience/socio-economic inclusion and access to durable solutions. The forthcoming urban strategy aims to focus on the following four key strategic priorities:

- **Strategic Priority 1:** Improve the understanding of the urban refugee population.

- **Strategic Priority 2:** Promote an enabling environment for socio-economic inclusion.
  - ✓ Enhance access to refugee documentation.
  - ✓ Promote access to self-reliance opportunities.
  - ✓ Facilitate technical and entrepreneurial skill development.
  - ✓ Facilitate and expand access to financial services.
- **Strategic Priority 3:** Enhance community engagement and localization.
- **Strategic Priority 4:** Maintain access to durable solutions including resettlement – complementary pathways, voluntary repatriation, and local integration.

Assumptions and Risks

Assumptions (beyond partner control and essential for overall results)	
Government of Uganda will continue to favor asylum, and specifically continue to allow admission, registration of asylum-seekers and settlement of refugees. The host community and local authorities remain willing to provide refugees access to their land and services, and open to dialogue where tensions develop. Host and refugee communities have sufficient social capital to be able to support children, women, MHPSS and PSNs, and to enhance community-based protection. RRP partners share a commitment to improve AAP, and to integrate protection considerations (including GBV, Child Protection, peaceful co-existence, MHPSS, PSNs) into the work of every sector.	
Risks (uncertain events) and probability	Risk mitigation measures
Government resources to support RSD, registration, and settlement police services will be limited.	Prioritize ongoing registration. Implement accelerated RSD procedures. Review nationwide needs in RSD and registration and prioritize. Seek diversified funding sources to offset the cost.

Overall reduction in funding will result in cuts in services and especially food rations.	Strengthen community understanding and self-help/self-protection mechanisms. Advocate for sufficient resources to meet essential lifesaving needs. Improve data on needs, gaps, and performance, and ensure it is used to inform protection-sensitive priority-setting. Emphasize to all sectors that meeting the needs of the most vulnerable is everyone's priority.
Increase in tensions within refugee communities and between refugees and hosts because of deterioration of living conditions.	Place priority on peaceful co-existence including mechanisms for conflict analysis and prevention.
Credibility and reliability of refugee data	Use of FRRM to report allegations of fraud and corruption. Quality assurance of refugee data by OPM/UNHCR.
Degradation of protection indicators (GBV, MHPSS and Child Protection	High risk protection case management. Use of data for targeted interventions.

Partnership and Coordination

Protection coordination at national level is managed by the National Refugee Protection Working Group (NRPWG), co-chaired by OPM and UNHCR. The overall protection framework is governed by the Refugees Acts and the 2010 regulations implemented through the multi-year protection and solutions strategies. Partners include, the police, judiciary, the Justice, Law and Order Sector (JLOS) at national and district levels, Legal Aid Service Providers Network (LASPNET), and Uganda Law Society.

All UCRRP partners share responsibility for integrating into their sectors GBV, Child Protection, PSNs, MHPSS, peaceful co-existence and AAP. In addition to the NRPWG, each of these six protections focus areas has a smaller group of key stakeholders responsible for delivering analysis and services specific to the area.

In 2019, a multisectoral working group was set up to coordinate the refugee response in the urban area in **Kampala** notably in areas of protection, education, livelihood, and health. The Urban working group is co-chaired by UNHCR and OPM and has over 40 Partners including line-ministries, Kampala Capital City Authority (KCCA), Refugee-led organizations (RLO) and Community-Based Organizations (CBOs).

GBV coordination is a shared responsibility between UNHCR and UNFPA. Their work is governed by the 5-year interagency GBV strategy for Uganda (2021-2025) and has a special relationship with PSEA coordinators across the Uganda response. The Uganda policy context for GBV is framed by the Ministry of Gender, Labour and Social Development's National policy on elimination of Gender Based Violence in Uganda (2016), and the National Male Involvement Strategy for the prevention and response to Gender Based Violence in Uganda (2017).

Following a longer-term goal to integrate refugee coordination with national coordination bodies as outlined in the 2020 Uganda Child Policy, refugee **child protection** at the national level is coordinated by UNHCR and UNICEF with close linkages to OPM and MGLSD. The sub-sector aims at enhancing collaboration and coordination with relevant government entities to strengthen the alignment to existing good practices and standards developed by MGLSD. As such, focus will be placed on ensuring harmonization of the social service workforce, provision of quality case management procedures, as well as adequate alternative care provision in the refugee context. In line with the 2020 Uganda Child Policy, the sector will also support the national Child Wellbeing Steering Committee (CSWC) to strengthen the child protection policy framework.

The **PSN** Sub-Working Group is co-led by the MGLSD, UNHCR and an NGO partner. For better partnership and coordination, the sub-sector aims to improve its linkages with host community Organizations of Persons with Disabilities (OPD), which can bring leadership, skills, and experience. A major focus of advocacy is for inclusion of older refugees in the National Policy for Older Persons, which is currently under revision. Potential areas for partnership with OPDs and community members include community-based rehabilitation, and advocacy for inclusion of refugees with disabilities.

The **AAP and Communicating with Communities (AAP & CwC)** Task Team, co-chaired by UNHCR and a rotating NGO partner, ensures a coordinated approach to AAP initiatives, including refugee community governance. As part of the Complaints and Feedback Mechanism (CFM), phone lines and complaint boxes are the most popular ways of providing complaints and feedback among the respondents.

Members of the **Peaceful Co-existence** Taskforce mitigate risks of conflict and promote peaceful co-existence by engaging with refugee and host community peace committees and District Local Governments, as well as with humanitarian, development and peace actors delivering dispute resolution and related activities for peacebuilding, and with the media to address negative public narratives around refugees.

Since the population's mental well-being is the result of a wide variety of factors which largely exceed MHPSS interventions alone, the bulk of the **MHPSS** Working Group's effort is devoted to promoting awareness and response in and between other sectors. For identification and response, coordination with the protection, education and health sectors is especially critical, both inside settlements and with neighboring local government and health institutions.

Water, Sanitation and Hygiene

Overall Sector Strategy

For "all forcibly displaced and statelessness person, and local communities in refugee hosting districts [to] benefit from a healthy natural environment, and improved access to social services, including water and sanitation [...] provided through national systems where possible", the WASH sector aims at ensuring that refugees and hosting populations have improved equitable and sustainable access to safe water, sanitation, and hygiene services. People's needs and the environment will remain at the center of all interventions, and innovative approaches will be explored to prepare new arrivals as well as established populations to achieve self-reliance.

With the Water Environment Refugee Response Plan (WERRP) in full implementation, the sector is focusing on the inclusion of WASH service delivery into government-mandated institutions. Ministry of Water and Environment, Catchment Management Committees and DLGs will take the lead role in the planning, design, implementation, coordination, operation, and maintenance of WASH initiatives in respective areas, and improvements in process management and market-driven development approaches will ensure smooth transition from humanitarian partners to more sustainable utilities. DLGs will be supported to set up management structures in line with the revised operations and monitoring framework for rural water services, including implementation of a road map to eliminate open defecation.

On the delivery side, WASH service improvements are expected at household level and in institutions such as schools and health facilities. Improvement in coverage and quality of water supply and sanitation infrastructure is key to ensure that minimal thresholds of WASH services are met. In this regard, access to family latrines remains a priority in the Southwestern settlements and host communities, while improvement in West Nile is hindered by the lack of local construction materials and collapsing soil. WASH partners will discuss innovative ways of addressing these challenges on a case-by-case basis. Solid waste, including fecal sludge management, is another area that requires investment as currently no solid waste and only 3 fecal sludge treatment facilities exist. WASH partners will be encouraged to construct low-cost treatment facilities and capacitate community structures to turn waste into value through linkages with the private sector. A key priority is to increase the capacity of WASH partners to respond to emergencies, including through capacity building and advance planning.

On the efficiency side, improving cost-effectiveness and monitoring the supply of water and sanitation services remain important. This includes life cycle analysis and optimization of existing infrastructure, and adoption of appropriate real-time digital technologies to monitor water systems and geo-referencing of all WASH facilities. There will be a shift in hygiene promotion that capitalizes on behavior change gains realized in the past few months on hand hygiene and general hygiene practices, by moving to a more systematic focus on the barriers and motivators to appropriate hygiene practices, using Village Health Teams.

Consistent with the objectives of the Energy and Environment sector, the use of renewable energy for pumping water will be promoted, and augmented catchment protection (mainly at recharge areas) and rehabilitation activities will be incorporated and strengthened as part of catchment management. WASH partners will enhance coordination and mainstreaming WASH in other sectors including in health institutions, educational institutions, and communal institutions (markets, religious centers, border points, etc.).

Finally, community engagement in management of facilities and services will be strengthened to improve participation and ownership. Opportunities to engage with the private sector will be explored. The various needs of all affected individuals and communities, including persons with special needs and women, will be addressed through participatory assessment, and planning as well as coordinated gender analysis and assessment. As water supply and waste disposal are both areas of potential conflict between and within communities, the sector will mainstream conflict sensitivity through continuous analysis of the changing context, as well as regular conflict, barrier and risk analysis, and mitigating measures.

Assumptions and Risks

Assumptions (beyond partner control and essential for overall results)	
Water is of sufficient and acceptable quality. Communities accept water quality, especially water treated with chlorine. Communities are able and willing to pay for water. Communities observe the safe water chain. Utilities accept to take over water systems. Partners are willing to adequately share the services of VHTs for hygiene sensitization sessions. Development funding targeting refugees	
Risks (uncertain events) and probability	Risk mitigation measures
Vandalism of installed solar systems and illegal connections.	Community dialogue, fencing, use of security guards.

Deteriorating water quality (surface and groundwater).	Reduce pumping, recharge area protection. Plan for alternative water sites. Community education.
Conflict with host community over access.	Community dialogue and engagement.
Limited availability of local material for latrine construction.	Explore alternative materials for wall, roof, and doors. Recycling of materials.
Slow integration of services in national systems.	Phased integration of the infrastructure and services specifically in health, education and water aligned with the government requirements. This will call for alignment of partner investments with in the NDP and DDPs.
No investment in road rehabilitation and maintenance limiting access and movement	Engagement with LDG for prioritized interventions and actions.
Increased refugee influx and other emergencies putting pressure on water systems.	Closely review arrival and settlement population data for planning interventions.
Limited funding for future infrastructure investments and maintenance.	Phased integration of the infrastructure and services specifically in health, education and water aligned with the government requirements. Sector coordination for prioritized intervention.

Partnership and Coordination

WASH management and monitoring is a responsibility that is broadly **shared among several actors working in partnership.** Key stakeholders include government line ministries and DLGs, development partners, academic instructions, and private sector organizations, as detailed in the WERRP. The Ministry of Water and Environment provides overall coordination and leadership of the sector with UNHCR co-chairing sub-groups at all levels. The MoWE further supports the gazetting of water supply systems to utilities (NWSC or UA as per criteria) and smooth transition

from humanitarian partners to those utilities. Development partners support infrastructure development as well as capacity strengthening of utilities. Academia and private sectors are vital in conducting formative research, fostering innovation as well as promoting a circular economy in waste.

The WASH sector partners contribute directly to the government-led WERRP through the operation and maintenance of water supply facilities that are not handed over to the utility. The sector partners, mainly humanitarian in nature, also support community engagement to ensure sanitation and hygiene improvements. This includes capacity strengthening of community-based structures and ensuring equitable access to services.

In line with the Global Compact on Refugees, up to three water systems will be constructed and transitioned for management by the NWSC. They include i) funded through European Union Flexible Funding Mechanism (EU/INTPA) in Rwamwanja for two water systems, and ii) AFD/EU/INTPA-funded water supply and sanitation project covering Nakivale and Oruchinga. In addition, a total of 23 smaller water schemes in West Nile are in the process of being handed over to the Northern Umbrella for Water and Sanitation (NUWS), with support from GIZ. With support from KfW, 12 high production boreholes have been drilled, out of which six will become motorized, to replace the dilapidated 14 water systems in Bidibidi settlement covering zone 2 and 4. The MoWE, with funding from the World Bank, plans to upgrade 17 systems to solar in Aura, Moyo, Yumbe, Adjumani, and Lamwo in addition to the systems to be constructed to support Kyaka II and Kiryandongo settlements. In many cases, the project boundaries that include both refugee and hosting populations remain to be defined. To the extent possible existing settlement water infrastructure will fit into the water supply design and sanitation master plans and overlaps will be avoided by careful planning. Until the transition takes place, partners will continue the operation and maintenance of 225 motorized systems and 1,147 handpumps.

Some key responsibilities of the Government include the design, construction, management, and monitoring of major water infrastructure, developing catchment management plans, procuring fecal sludge disposal equipment, and building related facilities, latrine construction in government facilities such as schools and health centers, and allocating land for waste disposal as well as transporting waste from urban centers and markets.

Annex 1 – Financial requirements by sector and situation

Sector / Year	2024	2025
Education	118,078,621	116,354,933
Environment & Energy	47,549,213	47,440,847
Food Security	142,382,813	149,711,118
Health & Nutrition	139,994,088	140,907,685
Livelihoods & Resilience	162,201,460	160,416,367
Protection (incl. CP, GBV & GP)	178,187,657	180,688,859
Shelter, Settlement & NFIs	39,924,746	41,719,696
WASH	29,608,861	30,651,445
Grand Total	**857,927,456**	**867,890,947**

Situation / Year	2024	2025
DRC	355,093,416	359,371,376
SSD	502,834,040	508,519,571
Grand Total	**857,927,456**	**867,890,947**

Annex 2 – Financial requirements by partner and situation

Partner	2024-DRC	2024-SSD	2024-Total	2025-DRC	2025-SSD	2025-Total
ACF	4,000,000	4,500,000	8,500,000	5,100,000	5,300,000	10,400,000
ACTED	300,000	300,000	600,000	300,000	300,000	600,000
ADRA	7,400,000	11,500,000	18,900,000	7,400,000	11,500,000	18,900,000
AFI	39,216	569,808	609,024	39,216	569,808	609,024
AfID	60,000	-	60,000	80,000	-	80,000
AFOD	70,000	760,000	830,000	90,000	830,000	920,000
Aga Khan	-	500,000	500,000	-	350,000	350,000
AHA	315,000	18,300	333,300	262,000	18,300	280,300
Alight	7,042,497	2,005,445	9,047,942	6,772,497	1,920,445	8,692,942
APPCO	-	1,950,000	1,950,000	-	2,680,000	2,680,000
AVSI	4,194,000	1,453,215	5,647,215	3,569,000	1,046,215	4,615,215
AWR	-	1,945,972	1,945,972	-	1,945,972	1,945,972
AWYAD	1,710,000	1,710,000	3,420,000	1,710,000	1,710,000	3,420,000
AyudaEA	-	430,211	430,211	-	-	-
BAYLOR	18,126,777	216,241	18,343,018	18,126,777	216,241	18,343,018
BfA	-	260,000	260,000	-	300,000	300,000
BRAC	1,750,000	5,577,894	7,327,894	2,600,000	6,784,000	9,384,000
C&D	-	100,000	100,000	-	50,000	50,000

Partner	2024-DRC	2024-SSD	2024-Total	2025-DRC	2025-SSD	2025-Total
CAFOMI	1,128,787	1,061,780	2,190,567	1,146,869	1,171,350	2,318,219
CARE	2,200,000	2,550,000	4,750,000	2,200,000	2,550,000	4,750,000
Caritas	417,216	1,289,661	1,706,877	417,216	1,289,661	1,706,877
CEFORD	-	3,719,430	3,719,430	-	3,900,005	3,900,005
CESVI	-	400,000	400,000	-	350,000	350,000
CFI	-	230,000	230,000	-	230,000	230,000
ChildVoice	45,000	160,000	205,000	72,000	225,000	297,000
COTEA	337,825	-	337,825	152,067	-	152,067
COVOID	72,432	-	72,432	72,432	-	72,432
CSU	500,000	-	500,000	-	-	-
CUAMM	-	300,000	300,000	-	300,000	300,000
DAI	420,000	250,000	670,000	250,000	170,000	420,000
DCA	500,000	2,250,000	2,750,000	500,000	2,250,000	2,750,000
DRC	1,466,348	2,057,472	3,523,820	450,000	1,041,124	1,491,124
FAO	11,500,000	11,500,000	23,000,000	11,500,000	11,500,000	23,000,000
FCA	4,500,000	5,000,000	9,500,000	4,700,000	5,300,000	10,000,000
FH	-	1,610,000	1,610,000	-	1,780,000	1,780,000
FIDA/FMU	-	135,000	135,000	-	135,000	135,000
FRC	750,000	1,174,000	1,924,000	750,000	1,174,000	1,924,000
Give Directly	787,500	2,800,000	3,587,500	787,500	2,800,000	3,587,500
HADS	85,000	85,000	170,000	85,000	85,000	170,000
HAF Uganda	305,000	270,000	575,000	305,000	560,000	865,000
HEKS/EPER (SCA)	450,000	650,000	1,100,000	450,000	600,000	1,050,000
HelpAge	20,000	55,000	75,000	20,000	55,000	75,000
HFU	2,704,827	-	2,704,827	2,654,827	-	2,654,827
HHA	60,000	464,000	524,000	52,000	494,000	546,000
HI	1,050,000	950,000	2,000,000	850,000	800,000	1,650,000
HIJRA	14,621,239	350,000	14,971,239	14,621,239	350,000	14,971,239
HRI	50,000	450,000	500,000	50,000	450,000	500,000
HYT	-	470,000	470,000	-	-	-
I CAN SSD	-	645,000	645,000	-	730,000	730,000
IAS	300,000	250,000	550,000	330,000	265,000	595,000
IOM	5,279,000	10,830,769	16,109,769	4,941,700	9,699,000	14,640,700
IRC	6,448,000	9,569,000	16,017,000	6,448,000	9,825,000	16,273,000

Partner	2024-DRC	2024-SSD	2024-Total	2025-DRC	2025-SSD	2025-Total
IRRI	-	450,000	450,000	-	450,000	450,000
IsraAID	125,000	182,000	307,000	330,000	270,000	600,000
JRS	1,331,162	1,362,779	2,693,941	1,394,260	1,499,056	2,893,316
LGF	75,000	75,000	150,000	-	-	-
LWF	3,271,688	4,130,914	7,402,602	1,387,875	2,555,406	3,943,281
Malteser	366,573	679,147	1,045,720	776,489	847,737	1,624,226
MC	10,000,000	6,000,000	16,000,000	10,000,000	6,000,000	16,000,000
MTI	6,162,173	3,797,910	9,960,083	6,162,173	3,797,910	9,960,083
NRC	10,630,000	8,420,000	19,050,000	14,210,000	11,200,000	25,410,000
Opportunity International UK	1,932,448	-	1,932,448	350,000	-	350,000
Oxfam	1,750,000	2,650,000	4,400,000	1,800,000	2,300,000	4,100,000
Plan	-	3,044,898	3,044,898	-	2,590,774	2,590,774
PWJ	770,390	61,390	831,780	-	-	-
REPSSI	3,410,610	7,936,720	11,347,330	3,452,610	8,001,720	11,454,330
RGF	300,000	300,000	600,000	300,000	300,000	600,000
RLP	2,000,000	1,700,000	3,700,000	2,050,000	1,750,000	3,800,000
RtP	250,000	250,000	500,000	300,000	300,000	600,000
Safe Home Africa	-	59,000	59,000	-	45,000	45,000
SCI	16,800,000	17,300,000	34,100,000	17,700,000	18,700,000	36,400,000
SHA	1,000,000	1,000,000	2,000,000	1,000,000	1,000,000	2,000,000
Simbi/TWSB	-	40,000	40,000	-	50,000	50,000
SORUDA	350,000	350,000	700,000	350,000	350,000	700,000
Street Child	1,085,910	744,573	1,830,483	985,910	255,773	1,241,683
TPO	1,240,000	996,000	2,236,000	1,230,000	850,000	2,080,000
TSFU	2,851,500	2,939,000	5,790,500	3,361,100	4,150,200	7,511,300
TWG	2,900,000	3,700,000	6,600,000	3,550,000	4,300,000	7,850,000
UCOBAC	-	13,499	13,499	-	2,564	2,564
UNDP	8,000,000	12,500,000	20,500,000	8,000,000	12,500,000	20,500,000
UNFPA	6,115,020	10,387,982	16,503,002	6,298,471	10,568,050	16,866,521
UNHCR	109,899,451	188,869,320	298,768,771	109,899,451	188,869,320	298,768,771
UNICEF	3,264,222	8,624,725	11,888,947	3,264,222	8,624,725	11,888,947
UNWOMEN	2,320,000	4,300,000	6,620,000	2,320,000	4,300,000	6,620,000
URDMC	-	232,894	232,894	-	232,894	232,894
VE	-	95,000	95,000	-	95,000	95,000

Partner	2024-DRC	2024-SSD	2024-Total	2025-DRC	2025-SSD	2025-Total
WCC	4,500,000	4,500,000	9,000,000	4,500,000	5,000,000	9,500,000
WCH	2,000,000	2,000,000	4,000,000	2,000,000	2,000,000	4,000,000
WFP	43,501,398	90,498,603	134,000,001	47,551,868	92,448,132	140,000,000
WHH	-	73,902	73,902	-	295,608	295,608
WHO	3,393,600	3,108,000	6,501,600	2,500,000	2,200,000	4,700,000
WIU	771,281	6,980,260	7,751,541	771,281	6,982,255	7,753,536
WORUDET	-	130,000	130,000	-	210,000	210,000
WVI	1,113,000	6,420,000	7,533,000	1,113,000	6,420,000	7,533,000
WYO	500,000	500,000	1,000,000	500,000	500,000	1,000,000
ZOA	107,326	107,326	214,652	107,326	107,326	214,652
Grand Total	**355,093,416**	**502,834,040**	**857,927,456**	**359,371,376**	**508,519,571**	**867,890,947**

Annex 3 - Strategic Assumptions and Risks

I. Strategic Assumptions

The planning assumptions were developed through a participatory process with representatives from government institutions, **UN** agencies, international and national NGOs. In addition to the below key assumptions, each sector strategy has incorporated an analysis of sector level assumptions, risks, and mitigating measures in their respective theories of change.

1. Context

Continued movement into Uganda from DRC and South Sudan: instability in South Sudan and DRC will continue, without expectation of a large-scale influx or voluntary returns. Instability in the sub-region including Sudan may lead to increased arrivals into Uganda.

Needs outstrip available resources: global economic crisis, geopolitical developments, conflicts and other crisis (including climate change induced) drive increased displacement, and result in diversion of donor attention from ongoing protracted crisis including that of the sub-region with Uganda hosting the largest number of refugees on the continent; increased restrictions with resources, and dependency on few key donors.

2. Governance

Supportive and enabling policy environment: the Government of Uganda maintains its national leadership of the response and the international community reaffirms its commitment to support and reinforce the response capacity of national/local institutions and national/local humanitarian actors. Political will is sustained in pursuit of necessary reforms and allows to further develop capacities in key areas within the Government's responsibility including registration, RSD, protection assistance to victims of SEA and GBV, education, health, water and sanitation, and other infrastructure development.

The approved government sector strategies are implemented and guide sector activities with effective coordinated planning and implementation at all levels between government, donors, and response organizations.

Integrity management: through joint approach to management of integrity among response partners– there is improved confidence in accountable use of resources. Use of the feedback referral and response mechanism (FRRM) is strengthened throughout the response, and data from this feedback mechanism is used to address system and process gaps.

3. Coordination

Multi-stakeholder and partnership approach is adequately institutionalized to ensure the transparent and efficient use of resources and coordination in support of resilience initiatives.

The response actors pursue linkages and complementarity with longer-term development plans in line with the Global Compact on Refugees (GCR) and Sustainable Development Goals (SDGs), enabling a continuous shift towards innovative and sustainable delivery of support and services through national systems.

Partnership with the private sector is increasingly pursued by all stakeholders and integrated in approved sector strategies.

II. Strategic risks

1. Background

The Uganda refugee response faces several risks to achieving its objectives. This section captures critical risks at the strategic level that can to a large extent be directly managed or at least influenced by partners in the Inter-Agency response. The identification of these risks will enable partners to manage strategic risks proactively, effectively and transparently, and support risk-informed decision making.

2. Sources of risk information

Risk information is gathered from:

- Desk review of sector strategies.
- Inter-Agency engagements including SWOT analysis.
- Contextual analysis including consideration of factors such as the political, economic, socio-cultural, technological, legal and environmental (PESTLE) that may impact the achievement of the strategic objectives.
- Other internal and external events including lessons learnt from past risks that may have materialized.

3. Overarching external sources of risk

The following are overarching external sources of risk that drive the highest levels of uncertainty over the achievement of the objectives.

- The international community's inability to address sources of displacement. Today over **110 million people** worldwide are forcibly displaced as a result of persecution, conflict, violence, events seriously disturbing public order including climate change.[1] This trend is expected to worsen. **The number of displaced people and their needs outstrip available resources.** Securing durable solutions is increasingly elusive.
- **Multilateralism and international humanitarian support are currently under significant pressure**. In the context of people forced to flee, the challenges to

multilateralism may reduce the willingness of donors and member states to host and support affected populations, to fund humanitarian and long-term development programmes and to respect their international legal obligations and commitments including commitments made to Uganda and the CRRF.

4. Summary of key strategic risks

The following is a summary of key risks to the refugee response.
Risks are dynamic and should be continually monitored for effective mitigation and response.

Quality sustainable financing: increasingly restricted funding, coupled with weak coordination, transparency between/among partners, and accountability for resources exacerbate duplication and gaps, limiting opportunities for inclusion, resilience, and **effective transition of essential services**.

Credibility of refugee data: unreliable refugee data undermine all interventions.

Reversal of gains of the UCRRP: Needs outpace available resources leading to worsening protection indicators.

Integrity: *Fraud, corruption erode confidence in the response with reputational and financial implications*

Strategic risk register – Uganda UCRRP

No	Risk Title	Risk Description	Possible Causes	Possible consequences	Risk Rating	Mitigating Measures for further discussion
Strategic risks						
1	Funding	Quality and/or unrestricted sustainable (multi-year) financing	Funding is increasingly restricted or earmarked. Funding is reducing. Funding is short term	Long term intervention including transition planning and implementation severely hampered. Reversal of gains of the UCRRP Unraveling of the CRRF		Put in place donor/external communications plan (that outlines, inter alia, the resource requirements). Enhanced articulation of long-term needs Coordination with development actors to minimize duplication and gaps.
2	Inability to demonstrate impact of interventions	Accountability, monitoring and demonstrating positive socio-economic impact of refugee response	Poor alignment to established sector strategies and indicators.	Inability to demonstrate tangible outcomes and long-term		Mapping of implementation reporting mechanisms and harmonization

			Weak coordination for prioritization of interventions and allocation of resources Weak accountability for resources Weak/uncoordinated reporting on achievements towards a centralized system Weak data analysis and/or use of data for interventions, advocacy, articulation of socio-economic benefits of refugee response	impact of interventions. Eroding confidence		Coordination of reporting with development sector
3	Efficiency and effectiveness of coordination structures	Weak humanitarian and development intervention coordination at all levels (national and district levels) with strong engagement and oversight by host government	Complex coordination structure Unclear and/or duplicative roles and responsibilities among and between humanitarian, development, and government actors Weak coordination capacity at district and/or national level	Duplications and gaps in interventions and worsening protection indicators Sustainable transition of essential social services under government severely delayed or altogether hampered		Mapping of current coordination structure Inter-agency dialogue to streamline and lighten the structure, where unclear define better roles and responsibilities together with government counterparts. Organizational capacity needs assessment with focus on coordination capacity to design plan for bridging these gaps
4	Data quality limitations	Credibility and reliability of refugee data	Operational errors in registration Non-compliance to registration procedures and fraud Ineffective fraud reporting and management mechanism	All targeted assistance undermined. Aid diversion. Loss of confidence and eventually commitment to financing		UNHCR/OPM develop risk mitigation plan.
Operational risks						
5	Non-traditional influx into/within Uganda,	Continued pendulum movements from neighboring countries, internal displacement and/or inter settlement movement including	Conflict or disaster induced movements into Uganda. Deteriorating quality of humanitarian and	Stretched operational capacity to respond to needs (both emergency and		Inter-Agency contingency plan with clear identification of movement triggers and/or risks and

		migration to urban areas, increasing international movements from countries that have not traditionally contributed refugees into Uganda	development assistance and overall socio-economic situation	long term needs for social services) Inclusion and local integration illusive Peaceful co-existence negatively impacted		monitoring plan of these risks/triggers.
Protection risks						
6	Worsening protection indicators	Protection indicators such as mental health, GBV, SEA, child protection, primary health, school enrollment, food security deteriorate.	Needs outpace available resources. Budget cuts in essential services provision	Reversal of gains made in the first two years of the UCRRP.		High risk protection cases to be addressed via established protection protocols.
7	Increasing vulnerability of displaced communities and their host to climate-related hazards.	Worsening climate change impact exacerbating vulnerabilities driving further displacement within the sub region and within Uganda itself	Alarming predictions for harsh climatic changes in the sub-region Poor prioritization and integration of environmental considerations into all sectors and activities Limited funding for long-term climate action beyond climate induced emergency response	Increased inter-communal conflicts. worsening displacement and secondary movements		Increased use of data that identify areas at high risk of severe climate impacts to guide planning and interventions, bolstering community resilience and mitigating displacement risks. Develop guidance for the integration of climate/environment risks in planning of activities of all sectors.
8	Ongoing dependence of refugees on outside assistance	Limited opportunities for self-reliance and economic inclusion for refugees.	Barriers to access to factors of production including land, skills, credit, market, Livelihood interventions not relevant to the context and to the needs of refugees and host communities Lack of coordination among livelihood intervention actors	Duplication, gaps, and limit self-reliance and economic inclusion of refugees		Strong operational coordination through JLIRP, including referral mechanisms.
Reputational risks						

9	Lack of Integrity and accountability	Lack of integrity and accountability among response partners' staff Exploitation and abuse	Fraud, corruption, financial mismanagement, theft, diversion of assistance Exploitation and abuse (including sexual exploitation) of refugees and vulnerable populations	Loss of resources Loss of confidence Worsening protection risks		Inter-Agency integrity management plan including joint awareness raisin/communication, enhanced recruitment practices, training. Promote use of the FRRM. Use data from FRRM to address root causes of misconduct complaints jointly with inter-agency partners.

Definitions

Risk Rating	Definition
Moderate	The combination of likelihood and impact of a risk materializing is such that main response objectives may be disrupted or delayed requiring re-planning of operational activities.
Major	The combination of likelihood and impact of a risk materializing is such that main response objectives may well be hindered, require significant extra time and resource to achieve, and/or the entire response may be negatively impacted.
Disastrous	The combination of likelihood and impact of a risk materializing is such that main response objectives may well not be achieved, effectiveness could be substantially disrupted, and/or the standing and position of the response could be seriously undermined.