

Given the persistence of conflicts in Sudan and the constant influx of new refugees and returnees, the Chadian government estimates that the number of refugees and returnees could reach **910,000*** in Chad by the end of 2024.

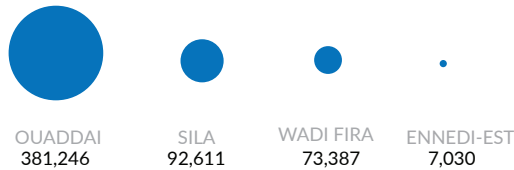
Context

Since the beginning of the conflict in Sudan on April 15, 2023, the CNARR, UNHCR and IOM have noted an **influx of people forced to flee including Sudanese refugees and Chadian returnees** who arrived spontaneously in Chad through over 32 border entry points in the three provinces of Ouaddai, Sila and Wadi-Fira in Eastern Chad. From the onset of the influx, humanitarian teams are working in support of the Chadian Government and local authorities to provide **life saving assistance and a set of Protection services both in spontaneous sites and also in the extension as well as the newly established settlements**. As of date under the leadership of the Government and UNHCR 45% of refugees have been relocated from the spontaneous arrival sites to both the extension and newly established settlements where refugees and host communities benefit from the services delivered by the humanitarian teams.



554,274** New arrivals fixed or in the process of being fixed
158,032 Households
37 Host villages

New arrivals per province



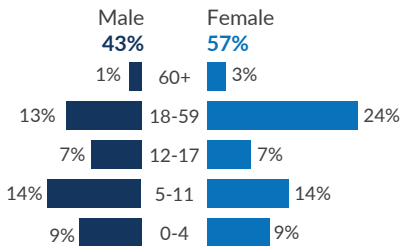
Individual biometric registration

(Abeche, Adre, Am Nabak, Arkoum, Djabal, Farchana, Gaga, Goz Amir, Iridimi, Kounougou, Métché, Mile, Ourang, Oure Cassoni, Tissi, Touloum, Zabout)

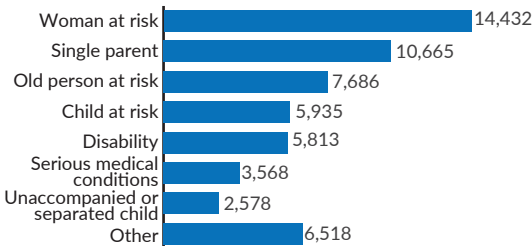
391,770 Registered and pre-registered individuals
106,326 Households

87% registered are women & children
12% registered have specific needs

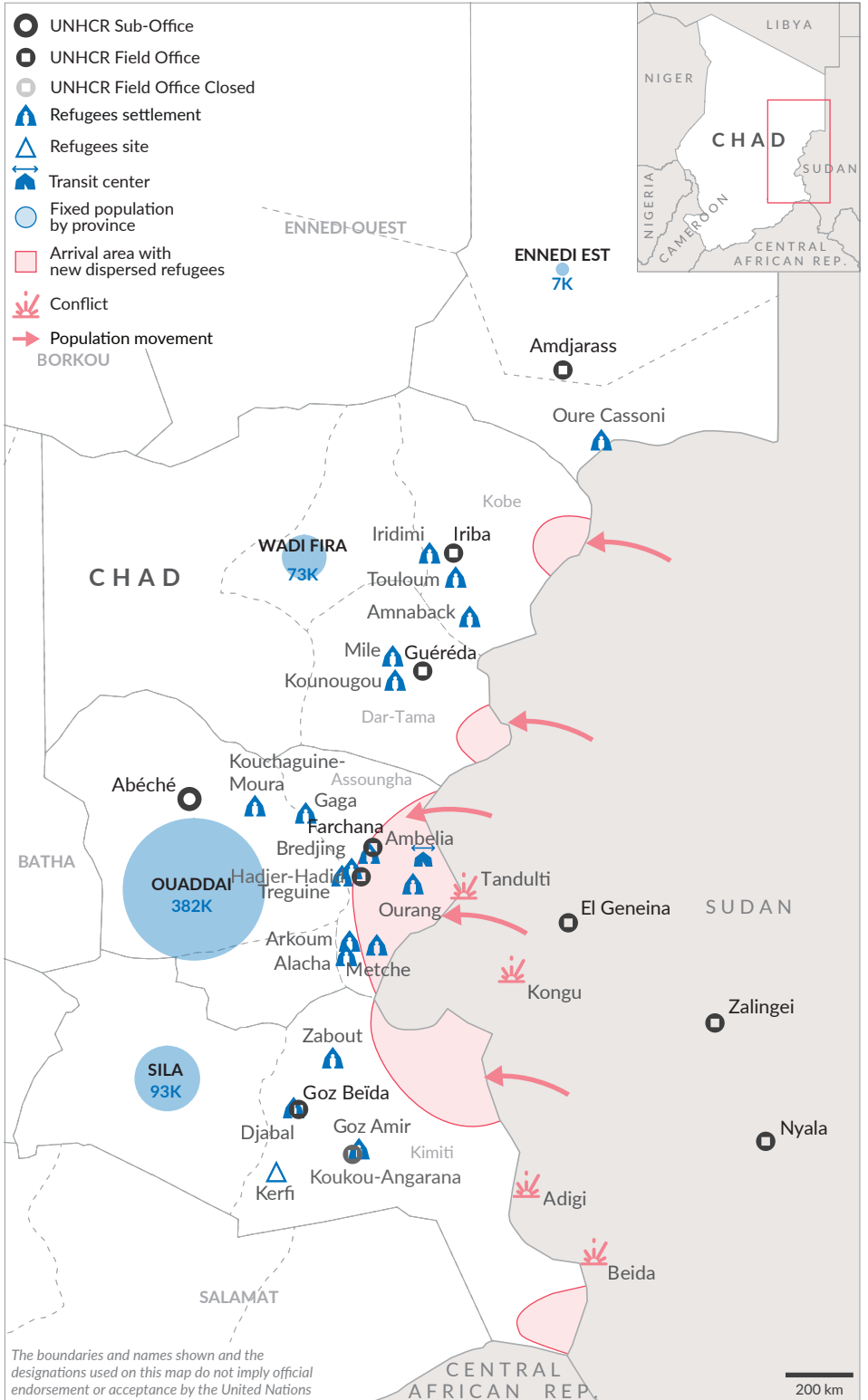
Age and gender breakdown of registered persons



Registered persons with specific needs



144,015*** Migrants Returnees arrivals (Estimated)
93% Returnees are women & children



*Source: Estimation by the Chadian government

**Around 26,000 new arrivals have been reported, but not yet fixed.

Based on border monitoring, observations during first counting activities and protection activities during refugee relocation, we have reasons to believe that this figure could experience a reduction by about 20%. The completion of the relocation process and individual biometric registration, which will take place in the Refugees settlement, will confirm precise refugee figures.

***Source: OIM/DTM, Chad – Sudan crisis response: Situation update 29 (10 February 2024)

Sources: UNHCR, CNARR, OIM & OSM

Relocation WADI FIRA
 (Mile, Kounougou, Iridimi & Touloum)


Village	Settlement	Individuals
Hideba	Mile	1,030
Boukouloum	Mile	542
Marfoua	Mile	300
Sinette	Mile	2,208
Grena	Mile	12,077
Hideba	Kounougou	652
Sinette	Kounougou	352
Djatak	Kounougou	314
Tiné	Iridimi	12,110
Tiné	Touloum	12,208
Djatak	Mile	487
Koulbous	Mile	138
Total		42,418

Relocation OUADDAI
 (Gaga, Farchana, Arkoum, Ourang, Metche & Alacha)

Village	Settlement	Individuals
Wandalou	Gaga	4,319
Goungour	Gaga	2,559
Adré	Gaga	143
Abéché	Gaga	400
Koufroun	Gaga	16
Labane Dafak	Farchana	3,044
Adré	Farchana	1,097
Koufroun	Farchana	362
Borota	Arkoum	16,078
Goungour	Arkoum	10,700
Adré	Metche	31,345
Adré	Ourang	44,265
Adré	Alacha	44,996
Total		159,324

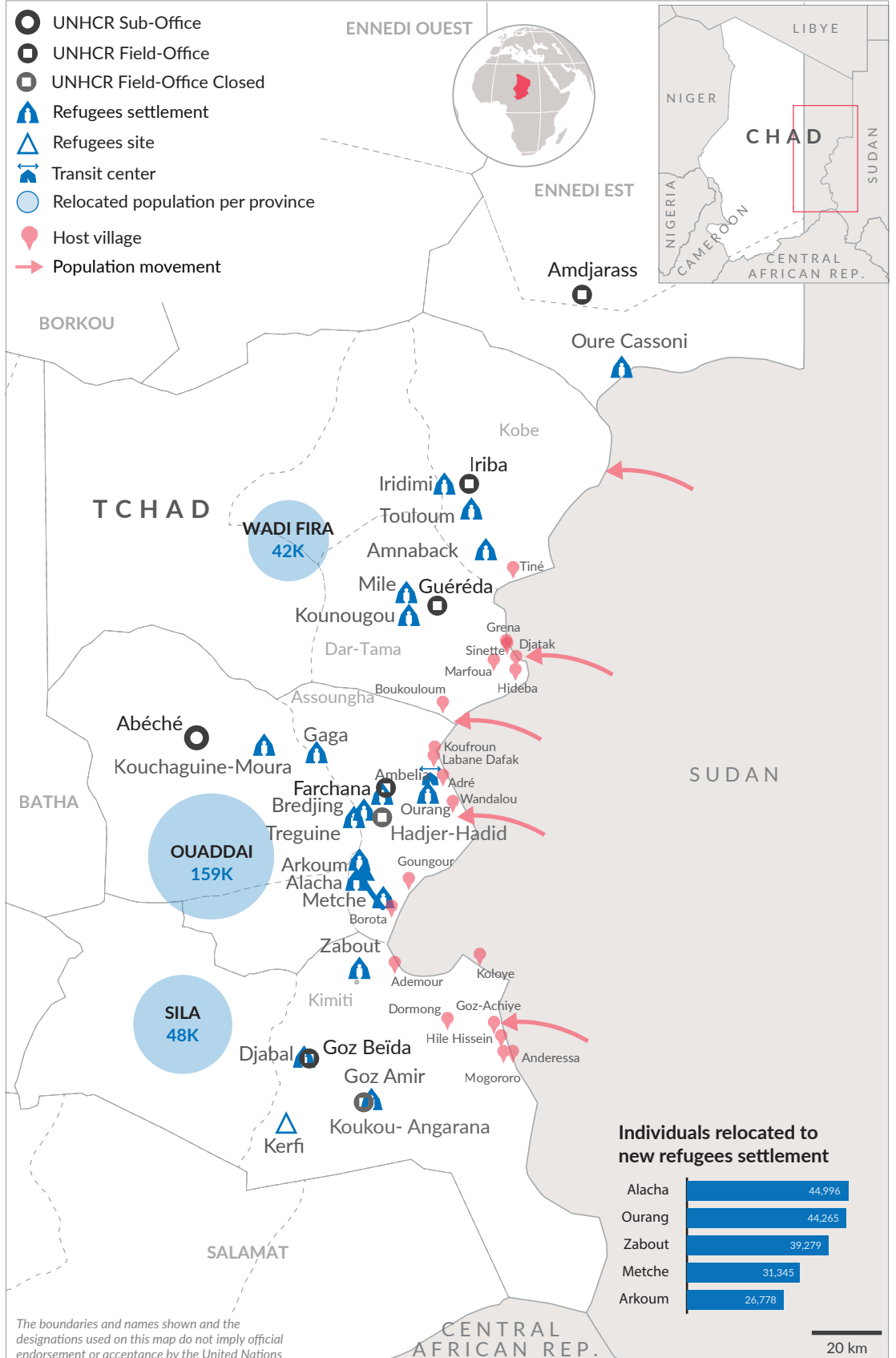
Relocation SILA
 (Goz Amir, Djabal, Zabout & Kerfi)

Village	Settlement	Individuals
Andressa	Goz Amir	1,364
Hile Hissein	Goz Amir	569
Goz Achiye	Goz Amir	500
Mogororo	Goz Amir	237
Talassa	Goz Amir	219
Andressa	Djabal	2,370
Talassa	Djabal	1,715
Mogororo	Djabal	87
Ademour	Zabout	20,663
Koloye	Zabout	15,297
Dormong	Zabout	3,319
Ademour	Kerfi	841
Dormong	Kerfi	1,308
Total		48,489


250,231
 Relocated Refugees to
 Refugees settlement

68,283
 Households


48%
 Persons fixed have
 been relocated


319
 Number of convoys


Sources: UNHCR, CNARR & OSM

The relocations are only carried out from host villages to the camps.