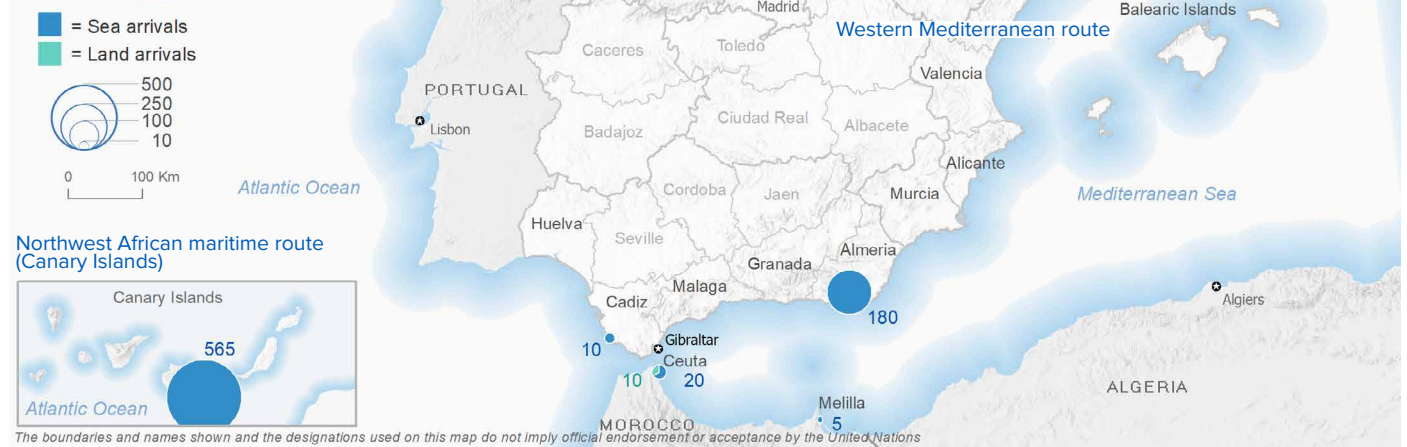


SPAIN Weekly snapshot - Week 7 (12 - 18 Feb 2024)

The charts below are based on figures from the Ministry of Interior and UNHCR estimates. All figures are provisional and subject to change

Refugees & migrants: sea and land arrivals in week 7¹



Arrivals in Spain

13,586
 Arrivals as of
 18 Feb 2024²

+435%
 Dif. 2023

13,517
 Sea Arrivals²
 Dif. 2023: +449%

69
 Land Arrivals²
 Dif. 2023: -8%

794
 Arrivals Week 7¹
 Dif. last week: -68%
 Dif. 2023: +69%

Western Mediterranean

1,725
 Arrivals as of
 18 Feb 2024²

+54%
 Dif. 2023

1,656
 Sea Arrivals²
 Dif. 2023: +58%

69
 Land Arrivals²
 Dif. 2023: -8%

230
 Arrivals Week 7¹
 Dif. last week: -34%
 Dif. 2023: +62%

Northwest African maritime (Canary Islands)

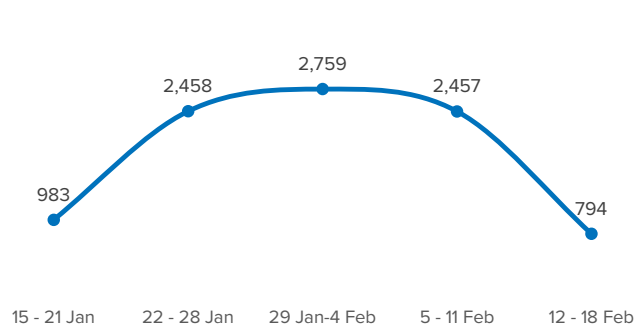
11,861
 Arrivals as of
 18 Feb 2024²

+738%
 Dif. 2023

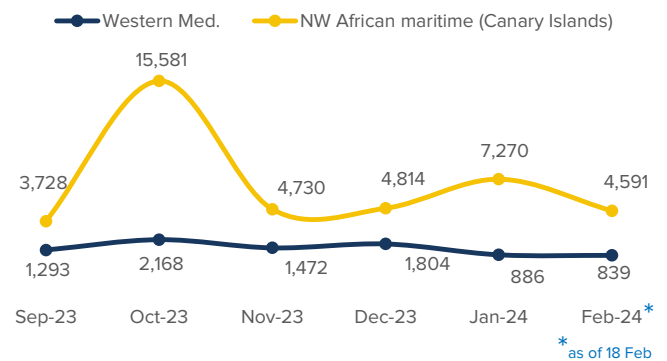
11,861
 Sea Arrivals²
 Dif. 2023: +738%

564
 Arrivals Week 7¹
 Dif. last week: -73%
 Dif. 2023: +72%

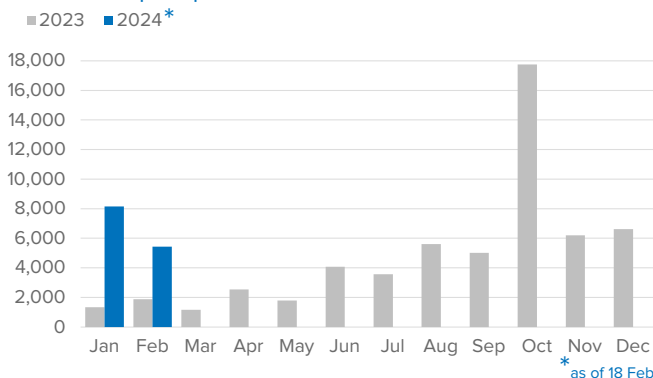
Arrivals in Spain during the last five weeks¹



Arrivals in Spain by route during the last six months²



Arrivals in Spain per month²



Arrivals in Spain per year²

