PROTECTION & RETURN MONITORING NETWORK (PRMN)

AWDAL, SOMALIA | JANUARY 2024

UNHCR The UN Refugee Agency | Somalia

	JANUARY 2024	IN 2024
# OF INCIDENTS THAT CAUSED DISPLACEMENT	0	0
# OF NEWLY DISPLACED POPULATION	0	0
# OF PROTECTION VIOLATIONS RECORDED[1]	12	12

[1]Some protection violations were not recorded due to security risks in some regions.

TRIGGERS OF DISPLACEMENT (JANUARY 2024 IN %)

Drought	0%
Flood	0%
Other	0%
Conflict	0%

DEMOGRAPHICS (JANUARY 2024)[3]

Girls	Boys	Women	Men	Elderly
0	0	0	0	0

[3]Disaggregated data for displaced persons are based on those displacement reports where data has been collected at household level.

PROTECTION VIOLATIONS CONCERNING CHILDREN, WOMEN AND MINORITIES (2024 IN %)

Children	Women	Minorities[2]
25%	88%	0%

[2]Members of minority clans include the Benadiri, Bantu, AUGUSTIe, Barawans, Gardere, Yakabur and Rahanweyne.

SPECIFIC NEEDS OF THOSE WHO EXPERIENCED PROTECTION VIOLATIONS (IN 2024)[4]

Child at risk	Women at risk	Disabilities	Elderly at risk	Others[5]
0%	100%	0%	0%	0%

[4]In JAN 2024, 12 specific needs were recorded of those individuals who experienced protection violations.
[5]Others who are at risk include the following categories family unit, specific legal and physical protection needs, unaccompanied or seperate child, pregnant or lactating, serious medical condition, single parent, SGBV and torture. Individuals can have multiple vulnerabilities

DISPLACEMENT LOCATION (JANUARY 2024)

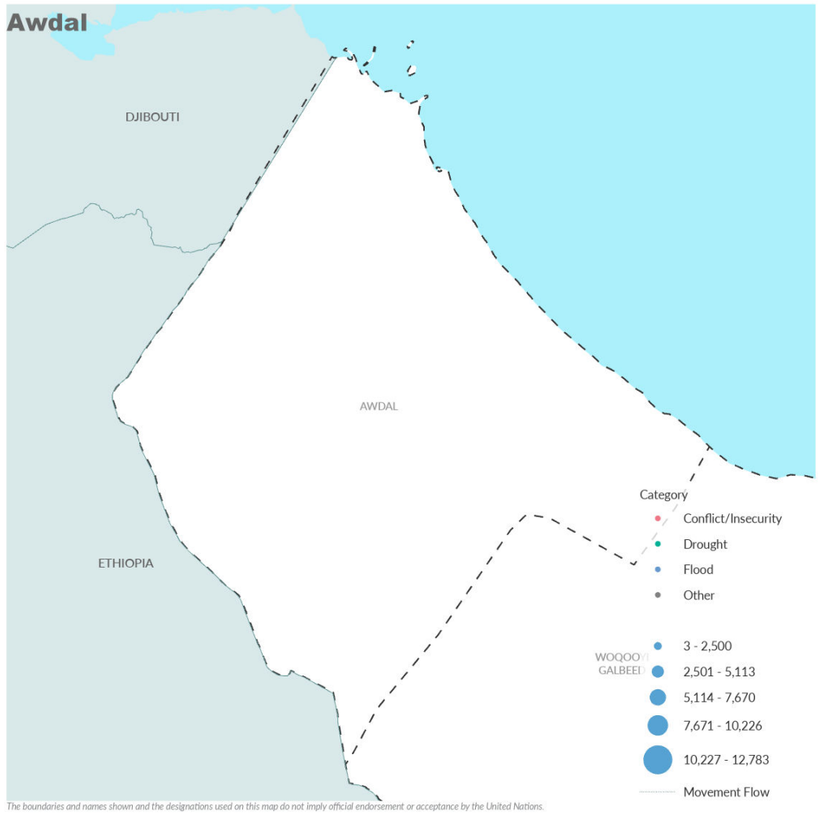

- district was the district with the highest recorded displacement incidents in the region (0).

0 individuals were displaced to - settlement, making it the largest displacement incident due to -.

- district was the district with the second highest recorded displacement incidents in the region (0).

0 individuals were displaced to - settlement, making it the second largest displacement incident due to -.

- district was the district with the third highest recorded displacement incidents in the region (0).

0 individuals were displaced to - settlement, making it the third largest displacement incident due to -.

In January 2024, 1% of protection violations across Somalia were recorded in Awdal region.

Borama district had the highest recorded percentage of protection violations across the Awdal region (100%).

The highest recorded protection violations in the region from January to January 2024 include the following:

- Domestic Violence (58%)
- Child Abandonment (Right to care) (25%).

Borama district was the distict with the highest number of protection violations in the region from January 2023 to January 2024 (1361).

Top 3 Protection Risks Identified

1. -
2. -
3. -

PRIORITY NEED ON ARRIVAL (JANUARY 2024 IN %)

Food	0%
Water	0%
Shelter	0%
Health	0%
Protection[4]	0%
Livelihood	0%
Transport	0%
Other	0%

[6]Protection figures are underreported due to the concerns related to the sensitivey of this topic in the context of Somalia.

This dashboard should be read in conjunction with the Notes on PRMN Methodology which outline the approach and certain limitations. More information on Somalia can be found on the UNHCR Somalia Data Portal.

UNHCR is grateful for the generous contributions of donors who have directly contributed to the UNHCR Somalia operation in 2023

United Nations CERF Central Emergency Response Fund
From the People of Japan
WFP World Food Programme

Implemented by:

NRC NORWEGIAN REFUGEE COUNCIL

PROTECTION & RETURN MONITORING NETWORK (PRMN)

BAKOOL, SOMALIA | JANUARY 2024

UNHCR The UN Refugee Agency | Somalia

	JANUARY 2024	IN 2024
# OF INCIDENTS THAT CAUSED DISPLACEMENT	0	0
# OF NEWLY DISPLACED POPULATION	0	0
# OF PROTECTION VIOLATIONS RECORDED[1]	96	96

[1]Some protection violations were not recorded due to security risks in some regions.

TRIGGERS OF DISPLACEMENT (JANUARY 2024 IN %)

Drought	0%
Flood	0%
Other	0%
Conflict	0%

DEMOGRAPHICS (JANUARY 2024)[3]

Girls	Boys	Women	Men	Elderly
0	0	0	0	0

[3]Disaggregated data for displaced persons are based on those displacement reports where data has been collected at household level.

PROTECTION VIOLATIONS CONCERNING CHILDREN, WOMEN AND MINORITIES (2024 IN %)

Children	Women	Minorities[2]
27%	90%	0%

[2]Members of minority clans include the Benadiri, Bantu, AUGUSTIe, Barawans, Gardere, Yakabur and Rahanweyne.

SPECIFIC NEEDS OF THOSE WHO EXPERIENCED PROTECTION VIOLATIONS (IN 2024)[4]

Child at risk	Women at risk	Disabilities	Elderly at risk	Others[5]
0%	0%	0%	0%	0%

[4]In JAN 2024, 162 specific needs were recorded of those individuals who experienced protection violations.
[5]Others who are at risk include the following categories family unit, specific legal and physical protection needs, unaccompanied or seperate child, pregnant or lactating, serious medical condition, single parent, SGBV and torture. Individuals can have multiple vulnerabilities

DISPLACEMENT LOCATION (JANUARY 2024)

Bakool

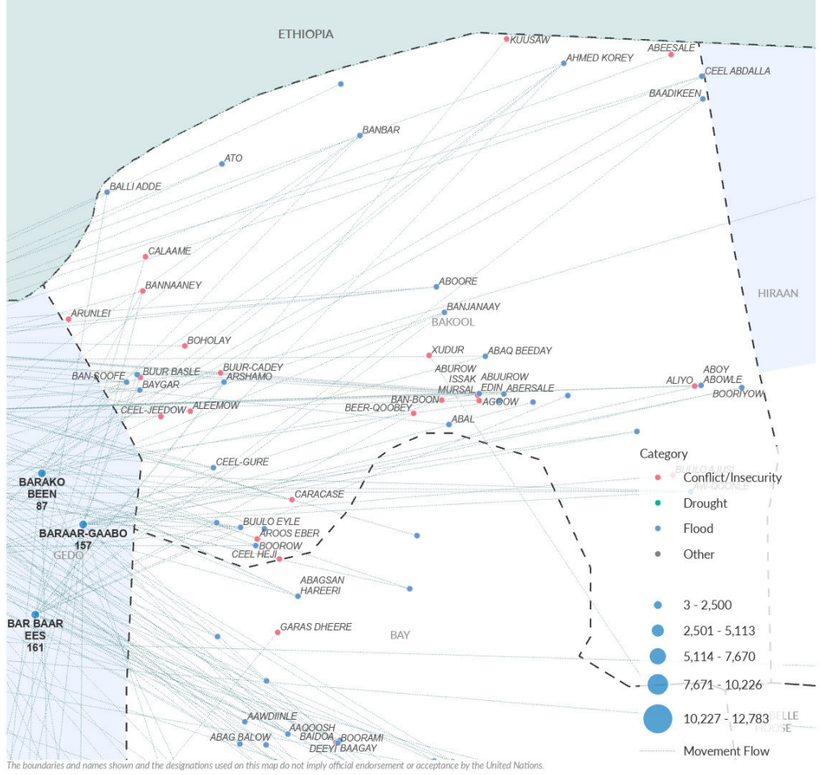

- district was the district with the highest recorded displacement incidents in the region (0).

0 individuals were displaced to - settlement, making it the largest displacement incident due to -.

- district was the district with the second highest recorded displacement incidents in the region (0).

0 individuals were displaced to - settlement, making it the second largest displacement incident due to -.

- district was the district with the third highest recorded displacement incidents in the region (0).

0 individuals were displaced to - settlement, making it the third largest displacement incident due to -.

In January 2024, 10% of protection violations across Somalia were recorded in Bakool region.

Ceel Barde district had the highest recorded percentage of protection violations across the Bakool region (69%).

The highest recorded protection violations in the region from January to January 2024 include the following:

- Domestic Violence (73%)
- Female Genital Mutilation (FGM) (10%).

Xudur district was the distict with the highest number of protection violations in the region from January 2023 to January 2024 (1151).

Top 3 Protection Risks Identified

1. -
2. -
3. -

PRIORITY NEED ON ARRIVAL (JANUARY 2024 IN %)

Food	0%
Water	0%
Shelter	0%
Health	0%
Protection[4]	0%
Livelihood	0%
Transport	0%
Other	0%

[6]Protection figures are underreported due to the concerns related to the sensitivey of this topic in the context of Somalia.

This dashboard should be read in conjunction with the Notes on PRMN Methodology which outline the approach and certain limitations. More information on Somalia can be found on the UNHCR Somalia Data Portal.

UNHCR is grateful for the generous contributions of donors who have directly contributed to the UNHCR Somalia operation in 2023

United Nations CERF Central Emergency Response Fund
From the People of Japan
WFP World Food Programme

Implemented by:

NRC NORWEGIAN REFUGEE COUNCIL

PROTECTION & RETURN MONITORING NETWORK (PRMN)

BANADIR, SOMALIA | JANUARY 2024

UNHCR The UN Refugee Agency | Somalia

	JANUARY 2024	IN 2024
# OF INCIDENTS THAT CAUSED DISPLACEMENT	217	217
# OF NEWLY DISPLACED POPULATION	2936	2936
# OF PROTECTION VIOLATIONS RECORDED[1]	166	166

[1]Some protection violations were not recorded due to security risks in some regions.

TRIGGERS OF DISPLACEMENT (JANUARY 2024 IN %)

Drought	0%
Flood	56%
Other	0%
Conflict	44%

DEMOGRAPHICS (JANUARY 2024)[3]

Girls	Boys	Women	Men	Elderly
968	973	458	391	145

[3]Disaggregated data for displaced persons are based on those displacement reports where data has been collected at household level.

PROTECTION VIOLATIONS CONCERNING CHILDREN, WOMEN AND MINORITIES (2024 IN %)

Children	Women	Minorities[2]
8%	43%	0%

[2]Members of minority clans include the Benadiri, Bantu, AUGUSTIe, Barawans, Gardere, Yakabur and Rahanweyne.

SPECIFIC NEEDS OF THOSE WHO EXPERIENCED PROTECTION VIOLATIONS (IN 2024)[4]

Child at risk	Women at risk	Disabilities	Elderly at risk	Others[5]
0%	0%	0%	0%	0%

[4]In JAN 2024, 50 specific needs were recorded of those individuals who experienced protection violations.
[5]Others who are at risk include the following categories family unit, specific legal and physical protection needs, unaccompanied or seperate child, pregnant or lactating, serious medical condition, single parent, SGBV and torture. Individuals can have multiple vulnerabilities

DISPLACEMENT LOCATION (JANUARY 2024)

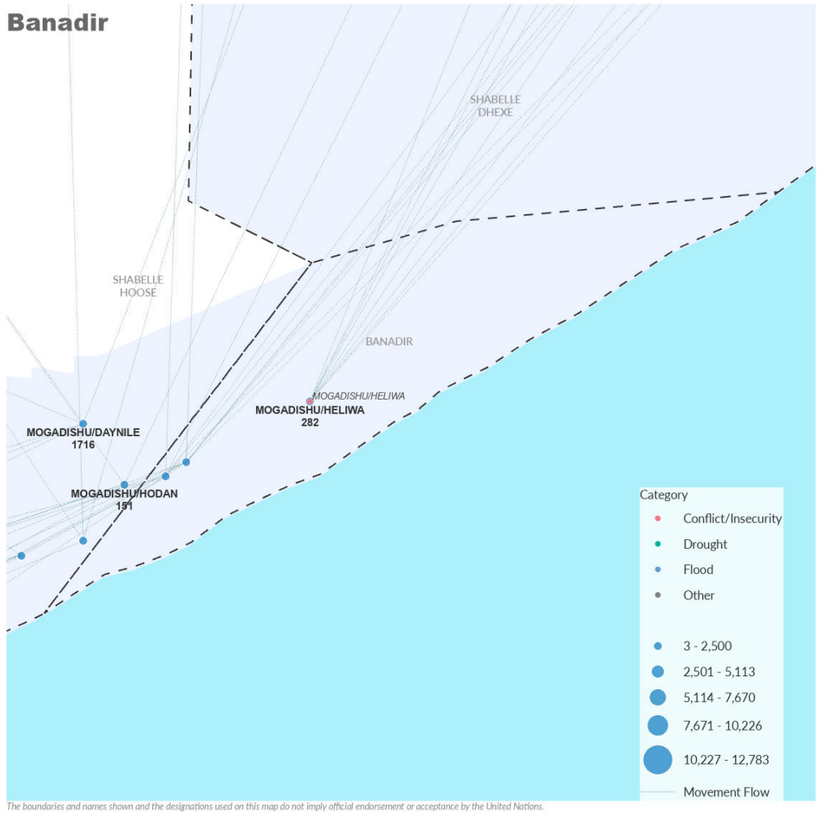

Banadir district was the district with the highest recorded displacement incidents in the region (2936).

1625 individuals were displaced to Mogadishu/ Daynile settlement, making it the largest displacement incident due to Flood.

- district was the district with the second highest recorded displacement incidents in the region (0).

282 individuals were displaced to Mogadishu/ Heliwa settlement, making it the second largest displacement incident due to Conflict/Insecurity.

- district was the district with the third highest recorded displacement incidents in the region (0).

273 individuals were displaced to Kaxda/Mogadishu settlement, making it the third largest displacement incident due to Conflict/Insecurity.

In January 2024, 17% of protection violations across Somalia were recorded in Banadir region.

Banadir district had the highest recorded percentage of protection violations across the Banadir region (100%).

The highest recorded protection violations in the region from January to January 2024 include the following:

- Physical Assault/Attack Not Resulting In Death (48%)

Banadir district was the distict with the highest number of protection violations in the region from January 2023 to January 2024 (10112).

Top 3 Protection Risks Identified

1. Gender-based violence
2. Attacks on civilians and other unlawful killings, and attacks on civilian objects
3. Discrimination and stigmatization, denial of resources, opportunities, services and/or humanitarian access

PRIORITY NEED ON ARRIVAL (JANUARY 2024 IN %)

Food	33%
Water	5%
Shelter	53%
Health	2%
Protection[4]	0%
Livelihood	6%
Transport	0%
Other	0%

[6]Protection figures are underreported due to the concerns related to the sensitivety of this topic in the context of Somalia.

This dashboard should be read in conjunction with the Notes on PRMN Methodology which outline the approach and certain limitations. More information on Somalia can be found on the UNHCR Somalia Data Portal.

UNHCR is grateful for the generous contributions of donors who have directly contributed to the UNHCR Somalia operation in 2023

Implemented by:

NRC NORWEGIAN REFUGEE COUNCIL

United Nations CERF Central Emergency Response Fund

From the People of Japan

WFP World Food Programme

PROTECTION & RETURN MONITORING NETWORK (PRMN)

BARI, SOMALIA | JANUARY 2024

UNHCR The UN Refugee Agency | Somalia

	JANUARY 2024	IN 2024
# OF INCIDENTS THAT CAUSED DISPLACEMENT	3	3
# OF NEWLY DISPLACED POPULATION	15	15
# OF PROTECTION VIOLATIONS RECORDED[1]	54	54

[1]Some protection violations were not recorded due to security risks in some regions.

TRIGGERS OF DISPLACEMENT (JANUARY 2024 IN %)

Drought	0%
Flood	100%
Other	0%
Conflict	0%

DEMOGRAPHICS (JANUARY 2024)[3]

Girls	Boys	Women	Men	Elderly
5	5	2	2	1

[3]Disaggregated data for displaced persons are based on those displacement reports where data has been collected at household level.

PROTECTION VIOLATIONS CONCERNING CHILDREN, WOMEN AND MINORITIES (2024 IN %)

Children	Women	Minorities[2]
0%	100%	0%

[2]Members of minority clans include the Benadiri, Bantu, AUGUSTIe, Barawans, Gardere, Yakabur and Rahanweyne.

SPECIFIC NEEDS OF THOSE WHO EXPERIENCED PROTECTION VIOLATIONS (IN 2024)[4]

Child at risk	Women at risk	Disabilities	Elderly at risk	Others[5]
0%	100%	0%	0%	0%

[4]In JAN 2024, 52 specific needs were recorded of those individuals who experienced protection violations.
[5]Others who are at risk include the following categories family unit, specific legal and physical protection needs, unaccompanied or seperate child, pregnant or lactating, serious medical condition, single parent, SGBV and torture. Individuals can have multiple vulnerabilities

DISPLACEMENT LOCATION (JANUARY 2024)

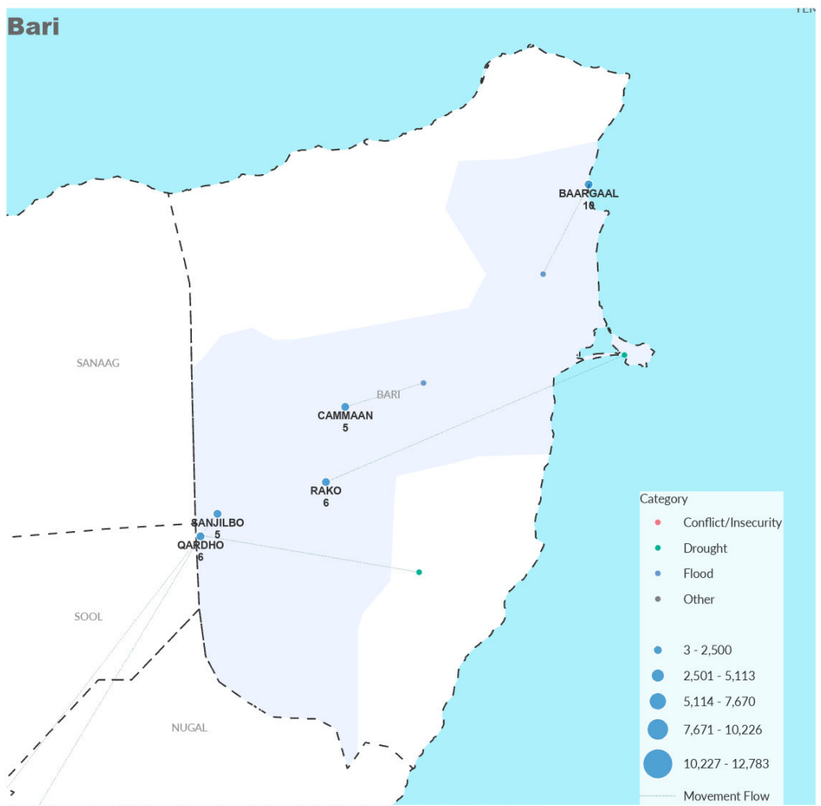

Iskushuban district was the district with the highest recorded displacement incidents in the region (15).

10 individuals were displaced to Baargaal settlement, making it the largest displacement incident due to Flood.

- district was the district with the second highest recorded displacement incidents in the region (0).

5 individuals were displaced to Cammaan settlement, making it the second largest displacement incident due to Flood.

- district was the district with the third highest recorded displacement incidents in the region (0).

0 individuals were displaced to - settlement, making it the third largest displacement incident due to -.

In January 2024, 5% of protection violations across Somalia were recorded in Bari region.

Bossaso district had the highest recorded percentage of protection violations across the Bari region (100%).

The highest recorded protection violations in the region from January to January 2024 include the following:

- Domestic Violence (81%)
- Attempted rape (15%).

Bossaso district was the distict with the highest number of protection violations in the region from January 2023 to January 2024 (2160).

Top 3 Protection Risks Identified

1. Gender-based violence
2. Child and forced family separation
3. Disinformation and denial of access to information

PRIORITY NEED ON ARRIVAL (JANUARY 2024 IN %)

Food	0%
Water	0%
Shelter	0%
Health	0%
Protection[4]	0%
Livelihood	0%
Transport	0%
Other	0%

[6]Protection figures are underreported due to the concerns related to the sensitivey of this topic in the context of Somalia.

This dashboard should be read in conjunction with the Notes on PRMN Methodology which outline the approach and certain limitations. More information on Somalia can be found on the UNHCR Somalia Data Portal.

UNHCR is grateful for the generous contributions of donors who have directly contributed to the UNHCR Somalia operation in 2023

United Nations CERF Central Emergency Response Fund
From the People of Japan
WFP World Food Programme

Implemented by:

NRC NORWEGIAN REFUGEE COUNCIL

PROTECTION & RETURN MONITORING NETWORK (PRMN)

BAY, SOMALIA | JANUARY 2024

UNHCR The UN Refugee Agency | Somalia

	JANUARY 2024	IN 2024
# OF INCIDENTS THAT CAUSED DISPLACEMENT	0	0
# OF NEWLY DISPLACED POPULATION	0	0
# OF PROTECTION VIOLATIONS RECORDED[1]	0	0

[1]Some protection violations were not recorded due to security risks in some regions.

TRIGGERS OF DISPLACEMENT (JANUARY 2024 IN %)

Drought	0%
Flood	0%
Other	0%
Conflict	0%

DEMOGRAPHICS (JANUARY 2024)[3]

Girls	Boys	Women	Men	Elderly
0	0	0	0	0

[3]Disaggregated data for displaced persons are based on those displacement reports where data has been collected at household level.

PROTECTION VIOLATIONS CONCERNING CHILDREN, WOMEN AND MINORITIES (2024 IN %)

Children	Women	Minorities[2]
0%	100%	0%

[2]Members of minority clans include the Benadiri, Bantu, AUGUSTIe, Barawans, Gardere, Yakabur and Rahanweyne.

SPECIFIC NEEDS OF THOSE WHO EXPERIENCED PROTECTION VIOLATIONS (IN 2024)[4]

Child at risk	Women at risk	Disabilities	Elderly at risk	Others[5]
0%	0%	0%	0%	0%

[4]In JAN 2024, 0 specific needs were recorded of those individuals who experienced protection violations.
[5]Others who are at risk include the following categories family unit, specific legal and physical protection needs, unaccompanied or seperate child, pregnant or lactating, serious medical condition, single parent, SGBV and torture. Individuals can have multiple vulnerabilities

DISPLACEMENT LOCATION (JANUARY 2024)

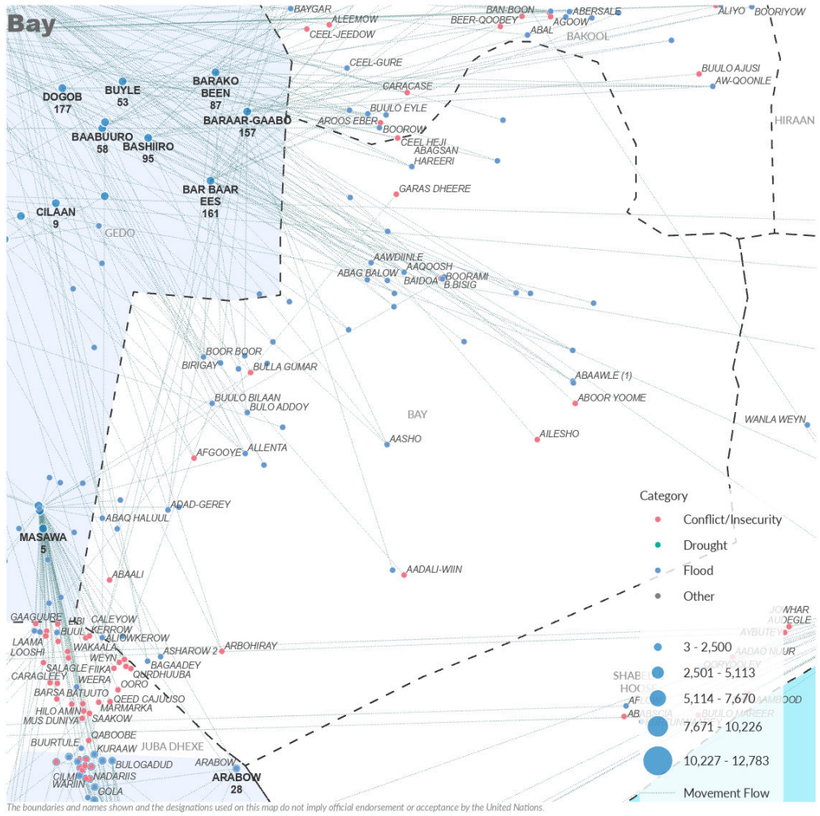

- district was the district with the highest recorded displacement incidents in the region (0).

0 individuals were displaced to - settlement, making it the largest displacement incident due to -.

- district was the district with the second highest recorded displacement incidents in the region (0).

0 individuals were displaced to - settlement, making it the second largest displacement incident due to -.

- district was the district with the third highest recorded displacement incidents in the region (0).

0 individuals were displaced to - settlement, making it the third largest displacement incident due to -.

In January 2024, 0% of protection violations across Somalia were recorded in Bay region.

- district had the highest recorded percentage of protection violations across the Bay region (0%).

The highest recorded protection violations in the region from January to January 2024 include the following:

- - (0%)
- - (0%).

Baidoa district was the distict with the highest number of protection violations in the region from January 2023 to January 2024 (3620).

Top 3 Protection Risks Identified

1. -
2. -
3. -

PRIORITY NEED ON ARRIVAL (JANUARY 2024 IN %)

Food	0%
Water	0%
Shelter	0%
Health	0%
Protection[4]	0%
Livelihood	0%
Transport	0%
Other	0%

[6]Protection figures are underreported due to the concerns related to the sensitivety of this topic in the context of Somalia.

This dashboard should be read in conjunction with the Notes on PRMN Methodology which outline the approach and certain limitations. More information on Somalia can be found on the UNHCR Somalia Data Portal.

UNHCR is grateful for the generous contributions of donors who have directly contributed to the UNHCR Somalia operation in 2023

Implemented by:

NRC NORWEGIAN REFUGEE COUNCIL

United Nations CERF Central Emergency Response Fund

From the People of Japan

WFP World Food Programme

PROTECTION & RETURN MONITORING NETWORK (PRMN)

GALGADUUD, SOMALIA | JANUARY 2024

UNHCR The UN Refugee Agency | Somalia

	JANUARY 2024	IN 2024
# OF INCIDENTS THAT CAUSED DISPLACEMENT	0	0
# OF NEWLY DISPLACED POPULATION	0	0
# OF PROTECTION VIOLATIONS RECORDED[1]	0	0

[1]Some protection violations were not recorded due to security risks in some regions.

TRIGGERS OF DISPLACEMENT (JANUARY 2024 IN %)

Drought	0%
Flood	0%
Other	0%
Conflict	0%

DEMOGRAPHICS (JANUARY 2024)[3]

Girls	Boys	Women	Men	Elderly
0	0	0	0	0

[3]Disaggregated data for displaced persons are based on those displacement reports where data has been collected at household level.

PROTECTION VIOLATIONS CONCERNING CHILDREN, WOMEN AND MINORITIES (2024 IN %)

Children	Women	Minorities[2]
0%	50%	0%

[2]Members of minority clans include the Benadiri, Bantu, AUGUSTIe, Barawans, Gardere, Yakabur and Rahanweyne.

SPECIFIC NEEDS OF THOSE WHO EXPERIENCED PROTECTION VIOLATIONS (IN 2024)[4]

Child at risk	Women at risk	Disabilities	Elderly at risk	Others[5]
0%	0%	0%	0%	0%

[4]In JAN 2024, 0 specific needs were recorded of those individuals who experienced protection violations.
[5]Others who are at risk include the following categories family unit, specific legal and physical protection needs, unaccompanied or seperate child, pregnant or lactating, serious medical condition, single parent, SGBV and torture. Individuals can have multiple vulnerabilities

DISPLACEMENT LOCATION (JANUARY 2024)

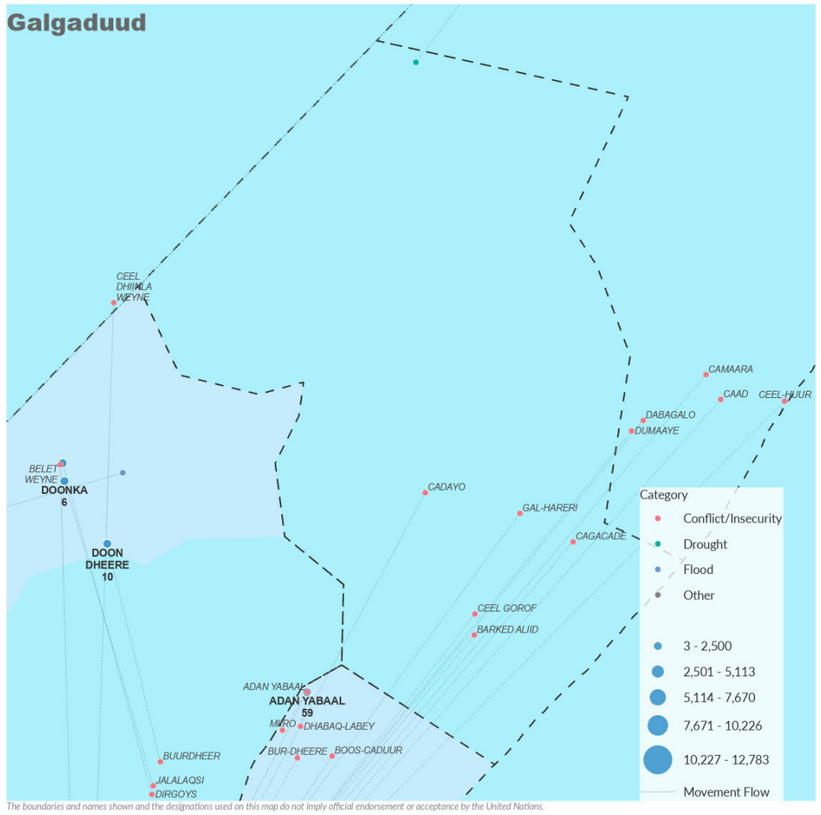

The boundaries and names shown and the designations used on this map do not imply official endorsement or acceptance by the United Nations.

- district was the district with the highest recorded displacement incidents in the region (0).

0 individuals were displaced to - settlement, making it the largest displacement incident due to -.

- district was the district with the second highest recorded displacement incidents in the region (0).

0 individuals were displaced to - settlement, making it the second largest displacement incident due to -.

- district was the district with the third highest recorded displacement incidents in the region (0).

0 individuals were displaced to - settlement, making it the third largest displacement incident due to -.

In January 2024, 0% of protection violations across Somalia were recorded in Galgaduud region.

- district had the highest recorded percentage of protection violations across the Galgaduud region (0%).

The highest recorded protection violations in the region from January to January 2024 include the following:

- - (0%)
- - (0%).

Dhuusamarreeb district was the distict with the highest number of protection violations in the region from January 2023 to January 2024 (560).

Top 3 Protection Risks Identified

1. -
2. -
3. -

PRIORITY NEED ON ARRIVAL (JANUARY 2024 IN %)

Food	0%
Water	0%
Shelter	0%
Health	0%
Protection[4]	0%
Livelihood	0%
Transport	0%
Other	0%

[6]Protection figures are underreported due to the concerns related to the sensitivety of this topic in the context of Somalia.

This dashboard should be read in conjunction with the Notes on PRMN Methodology which outline the approach and certain limitations. More information on Somalia can be found on the UNHCR Somalia Data Portal.

UNHCR is grateful for the generous contributions of donors who have directly contributed to the UNHCR Somalia operation in 2023

Implemented by:

NRC NORWEGIAN REFUGEE COUNCIL

United Nations CERF Central Emergency Response Fund

From the People of Japan

WFP World Food Programme

PROTECTION & RETURN MONITORING NETWORK (PRMN)

GEDO, SOMALIA | JANUARY 2024

UNHCR The UN Refugee Agency | Somalia

	JANUARY 2024	IN 2024
# OF INCIDENTS THAT CAUSED DISPLACEMENT	548	548
# OF NEWLY DISPLACED POPULATION	4749	4749
# OF PROTECTION VIOLATIONS RECORDED[1]	6	6

[1]Some protection violations were not recorded due to security risks in some regions.

TRIGGERS OF DISPLACEMENT (JANUARY 2024 IN %)

Drought	0%
Flood	73%
Other	0%
Conflict	27%

DEMOGRAPHICS (JANUARY 2024)[3]

Girls	Boys	Women	Men	Elderly
1,566	1,574	741	633	235

[3]Disaggregated data for displaced persons are based on those displacement reports where data has been collected at household level.

PROTECTION VIOLATIONS CONCERNING CHILDREN, WOMEN AND MINORITIES (2024 IN %)

Children	Women	Minorities[2]
50%	50%	0%

[2]Members of minority clans include the Benadiri, Bantu, AUGUSTIe, Barawans, Gardere, Yakabur and Rahanweyne.

SPECIFIC NEEDS OF THOSE WHO EXPERIENCED PROTECTION VIOLATIONS (IN 2024)[4]

Child at risk	Women at risk	Disabilities	Elderly at risk	Others[5]
0%	0%		0%	0%

[4]In JAN 2024, 4 specific needs were recorded of those individuals who experienced protection violations.
[5]Others who are at risk include the following categories family unit, specific legal and physical protection needs, unaccompanied or seperate child, pregnant or lactating, serious medical condition, single parent, SGBV and torture. Individuals can have multiple vulnerabilities

DISPLACEMENT LOCATION (JANUARY 2024)

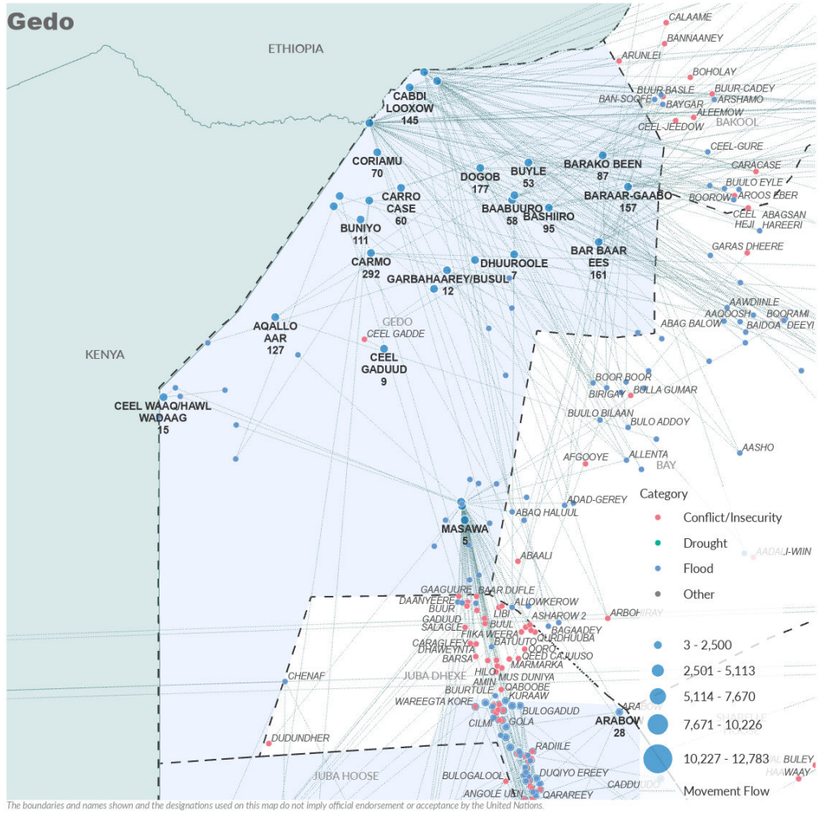

Baardheere district was the district with the highest recorded displacement incidents in the region (1470).

688 individuals were displaced to Baardheere/ Kaskey settlement, making it the largest displacement incident due to Flood.

Belet Xaawo district was the district with the second highest recorded displacement incidents in the region (1265).

292 individuals were displaced to Carmo settlement, making it the second largest displacement incident due to Flood.

Doolow district was the district with the third highest recorded displacement incidents in the region (1098).

268 individuals were displaced to Bilcille settlement, making it the third largest displacement incident due to Flood.

In January 2024, 1% of protection violations across Somalia were recorded in Gedo region.

Baardheere district had the highest recorded percentage of protection violations across the Gedo region (100%).

The highest recorded protection violations in the region from January to January 2024 include the following:

- Physical Assault/Attack Not Resulting In Death (50%)

Baardheere district was the distict with the highest number of protection violations in the region from January 2023 to January 2024 (521).

Top 3 Protection Risks Identified

1. Theft, extortion, forced eviction or destruction of personal property
2. Discrimination and stigmatization, denial of resources, opportunities, services and/or humanitarian access
3. Disinformation and denial of access to informa-

PRIORITY NEED ON ARRIVAL (JANUARY 2024 IN %)

Food	91%
Water	0%
Shelter	0%
Health	0%
Protection[4]	0%
Livelihood	0%
Transport	0%
Other	9%

[6]Protection figures are underreported due to the concerns related to the sensitivety of this topic in the context of Somalia.

This dashboard should be read in conjunction with the Notes on PRMN Methodology which outline the approach and certain limitations. More information on Somalia can be found on the UNHCR Somalia Data Portal.

UNHCR is grateful for the generous contributions of donors who have directly contributed to the UNHCR Somalia operation in 2023

Implemented by: NRC NORWEGIAN REFUGEE COUNCIL

United Nations CERF Central Emergency Response Fund | From the People of Japan | WFP World Food Programme

PROTECTION & RETURN MONITORING NETWORK (PRMN)

HIRAAN, SOMALIA | JANUARY 2024

UNHCR The UN Refugee Agency | Somalia

	JANUARY 2024	IN 2024
# OF INCIDENTS THAT CAUSED DISPLACEMENT	3	3
# OF NEWLY DISPLACED POPULATION	23	23
# OF PROTECTION VIOLATIONS RECORDED[1]	0	0

[1]Some protection violations were not recorded due to security risks in some regions.

TRIGGERS OF DISPLACEMENT (JANUARY 2024 IN %)

Drought	0%
Flood	0%
Other	0%
Conflict	100%

DEMOGRAPHICS (JANUARY 2024)[3]

Girls	Boys	Women	Men	Elderly
8	8	4	3	1

[3]Disaggregated data for displaced persons are based on those displacement reports where data has been collected at household level.

PROTECTION VIOLATIONS CONCERNING CHILDREN, WOMEN AND MINORITIES (2024 IN %)

Children	Women	Minorities[2]
0%	0%	0%

[2]Members of minority clans include the Benadiri, Bantu, AUGUSTIe, Barawans, Gardere, Yakabur and Rahanweyne.

SPECIFIC NEEDS OF THOSE WHO EXPERIENCED PROTECTION VIOLATIONS (IN 2024)[4]

Child at risk	Women at risk	Disabilities	Elderly at risk	Others[5]
0%	0%	0%	0%	0%

[4]In JAN 2024, 0 specific needs were recorded of those individuals who experienced protection violations.
[5]Others who are at risk include the following categories family unit, specific legal and physical protection needs, unaccompanied or seperate child, pregnant or lactating, serious medical condition, single parent, SGBV and torture. Individuals can have multiple vulnerabilities

DISPLACEMENT LOCATION (JANUARY 2024)

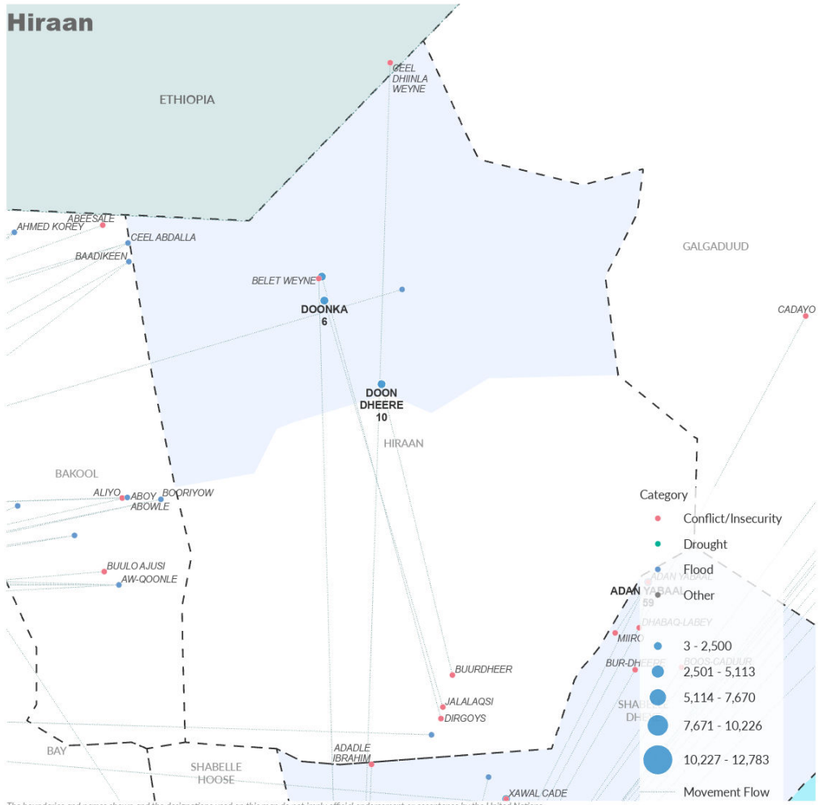

Belet Weyne district was the district with the highest recorded displacement incidents in the region (23).

10 individuals were displaced to Doon Dheere settlement, making it the largest displacement incident due to Conflict/Insecurity.

- district was the district with the second highest recorded displacement incidents in the region (0).

7 individuals were displaced to Hawo-tako settlement, making it the second largest displacement incident due to Conflict/Insecurity.

- district was the district with the third highest recorded displacement incidents in the region (0).

6 individuals were displaced to Doonka settlement, making it the third largest displacement incident due to Conflict/Insecurity.

In January 2024, 0% of protection violations across Somalia were recorded in Hiraan region.

- district had the highest recorded percentage of protection violations across the Hiraan region (0%).

The highest recorded protection violations in the region from January to January 2024 include the following:

- - (0%)
- - (0%).

Belet Weyne district was the distict with the highest number of protection violations in the region from January 2023 to January 2024 (410).

Top 3 Protection Risks Identified

1. Child and forced family separation
2. Psychological/emotional abuse or inflicted distress
3. -

PRIORITY NEED ON ARRIVAL (JANUARY 2024 IN %)

Food	0%
Water	0%
Shelter	100%
Health	0%
Protection[4]	0%
Livelihood	0%
Transport	0%
Other	0%

[6]Protection figures are underreported due to the concerns related to the sensitivety of this topic in the context of Somalia.

This dashboard should be read in conjunction with the Notes on PRMN Methodology which outline the approach and certain limitations. More information on Somalia can be found on the UNHCR Somalia Data Portal.

UNHCR is grateful for the generous contributions of donors who have directly contributed to the UNHCR Somalia operation in 2023

Implemented by: NRC NORWEGIAN REFUGEE COUNCIL

United Nations CERF Central Emergency Response Fund

From the People of Japan

WFP World Food Programme

PROTECTION & RETURN MONITORING NETWORK (PRMN)

LOWER JUBA, SOMALIA | JANUARY 2024

UNHCR The UN Refugee Agency | Somalia

	JANUARY 2024	IN 2024
# OF INCIDENTS THAT CAUSED DISPLACEMENT	473	473
# OF NEWLY DISPLACED POPULATION	3467	3467
# OF PROTECTION VIOLATIONS RECORDED[1]	58	58

[1]Some protection violations were not recorded due to security risks in some regions.

TRIGGERS OF DISPLACEMENT (JANUARY 2024 IN %)

Drought	0%
Flood	37%
Other	0%
Conflict	63%

DEMOGRAPHICS (JANUARY 2024)[3]

Girls	Boys	Women	Men	Elderly
1,144	1,149	541	462	172

[3]Disaggregated data for displaced persons are based on those displacement reports where data has been collected at household level.

PROTECTION VIOLATIONS CONCERNING CHILDREN, WOMEN AND MINORITIES (2024 IN %)

Children	Women	Minorities[2]
35%	95%	0%

[2]Members of minority clans include the Benadiri, Bantu, AUGUSTIe, Barawans, Gardere, Yakabur and Rahanweyne.

SPECIFIC NEEDS OF THOSE WHO EXPERIENCED PROTECTION VIOLATIONS (IN 2024)[4]

Child at risk	Women at risk	Disabilities	Elderly at risk	Others[5]
0%	0%	0%	0%	0%

[4]In JAN 2024, 72 specific needs were recorded of those individuals who experienced protection violations.
[5]Others who are at risk include the following categories family unit, specific legal and physical protection needs, unaccompanied or seperate child, pregnant or lactating, serious medical condition, single parent, SGBV and torture. Individuals can have multiple vulnerabilities

DISPLACEMENT LOCATION (JANUARY 2024)

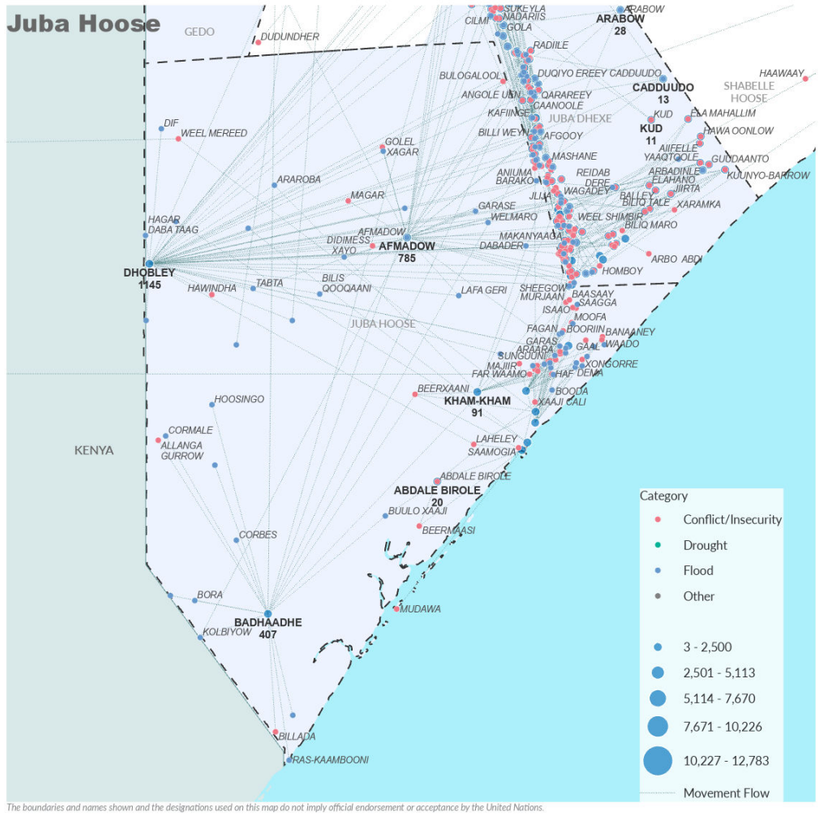

The boundaries and names shown and the designations used on this map do not imply official endorsement or acceptance by the United Nations.

Afmadow district was the district with the highest recorded displacement incidents in the region (2290).

779 individuals were displaced to Dhobley settlement, making it the largest displacement incident due to Conflict/Insecurity.

Kismayo district was the district with the second highest recorded displacement incidents in the region (715).

688 individuals were displaced to Dhobley settlement, making it the second largest displacement incident due to Flood.

Badhaadhe district was the district with the third highest recorded displacement incidents in the region (424).

619 individuals were displaced to Afmadow settlement, making it the third largest displacement incident due to Conflict/Insecurity.

In January 2024, 6% of protection violations across Somalia were recorded in Lower Juba region.

Afmadow district had the highest recorded percentage of protection violations across the Lower Juba region (66%).

The highest recorded protection violations in the region from January to January 2024 include the following:

- Physical Assault/Attack Not Resulting In Death (48%)

Afmadow district was the distict with the highest number of protection violations in the region from January 2023 to January 2024 (819).

Top 3 Protection Risks Identified

1. Discrimination and stigmatization, denial of resources, opportunities, services and/or humanitarian access
2. Abduction, kidnapping, enforced disappearance, arbitrary or unlawful arrest and/or detention
3. Child and forced family separation

PRIORITY NEED ON ARRIVAL (JANUARY 2024 IN %)

Food	78%
Water	0%
Shelter	14%
Health	3%
Protection[4]	0%
Livelihood	0%
Transport	0%
Other	4%

[6]Protection figures are underreported due to the concerns related to the sensitivety of this topic in the context of Somalia.

This dashboard should be read in conjunction with the Notes on PRMN Methodology which outline the approach and certain limitations. More information on Somalia can be found on the UNHCR Somalia Data Portal.

UNHCR is grateful for the generous contributions of donors who have directly contributed to the UNHCR Somalia operation in 2023

Implemented by:

NRC NORWEGIAN REFUGEE COUNCIL

United Nations CERF Central Emergency Response Fund

From the People of Japan

WFP World Food Programme

PROTECTION & RETURN MONITORING NETWORK (PRMN)

LOWER SHABELLE, SOMALIA | JANUARY 2024

UNHCR The UN Refugee Agency | Somalia

	JANUARY 2024	IN 2024
# OF INCIDENTS THAT CAUSED DISPLACEMENT	0	0
# OF NEWLY DISPLACED POPULATION	0	0
# OF PROTECTION VIOLATIONS RECORDED[1]	292	292

[1]Some protection violations were not recorded due to security risks in some regions.

TRIGGERS OF DISPLACEMENT (JANUARY 2024 IN %)

Drought	0%
Flood	0%
Other	0%
Conflict	0%

DEMOGRAPHICS (JANUARY 2024)[3]

Girls	Boys	Women	Men	Elderly
0	0	0	0	0

[3]Disaggregated data for displaced persons are based on those displacement reports where data has been collected at household level.

PROTECTION VIOLATIONS CONCERNING CHILDREN, WOMEN AND MINORITIES (2024 IN %)

Children	Women	Minorities[2]
77%	79%	0%

[2]Members of minority clans include the Benadiri, Bantu, AUGUSTIe, Barawans, Gardere, Yakabur and Rahanweyne.

SPECIFIC NEEDS OF THOSE WHO EXPERIENCED PROTECTION VIOLATIONS (IN 2024)[4]

Child at risk	Women at risk	Disabilities	Elderly at risk	Others[5]
0%	0%	0%	0%	0%

[4]In JAN 2024, 304 specific needs were recorded of those individuals who experienced protection violations.
[5]Others who are at risk include the following categories family unit, specific legal and physical protection needs, unaccompanied or seperate child, pregnant or lactating, serious medical condition, single parent, SGBV and torture. Individuals can have multiple vulnerabilities

DISPLACEMENT LOCATION (JANUARY 2024)

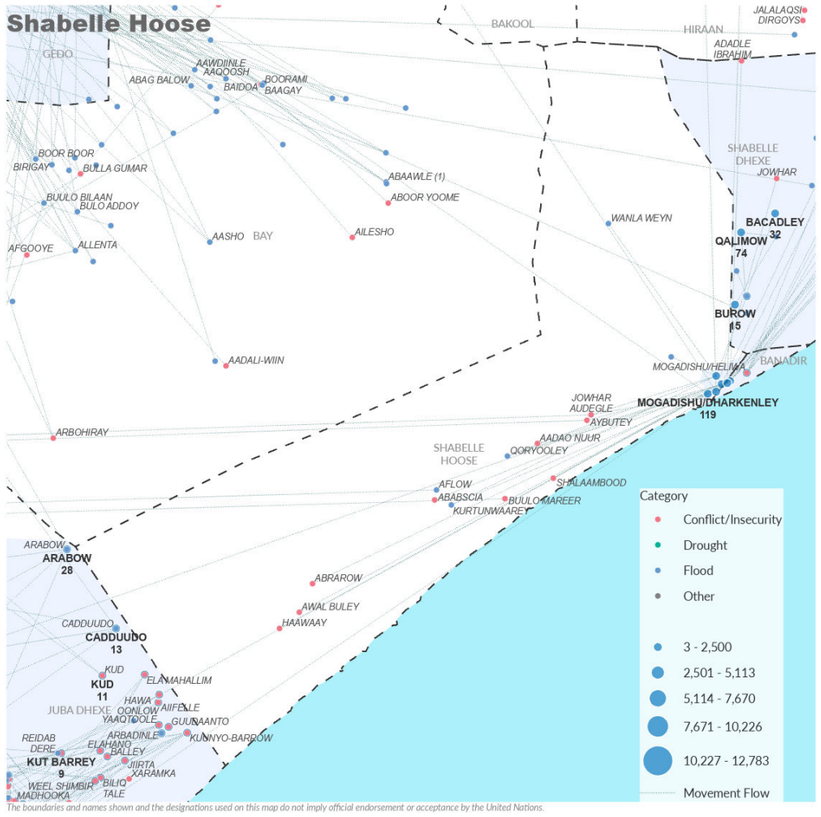

- district was the district with the highest recorded displacement incidents in the region (0).

0 individuals were displaced to - settlement, making it the largest displacement incident due to -.

- district was the district with the second highest recorded displacement incidents in the region (0).

0 individuals were displaced to - settlement, making it the second largest displacement incident due to -.

- district was the district with the third highest recorded displacement incidents in the region (0).

0 individuals were displaced to - settlement, making it the third largest displacement incident due to -.

In January 2024, 29% of protection violations across Somalia were recorded in Lower Shabelle region.

Afgooye district had the highest recorded percentage of protection violations across the Lower Shabelle region (29%).

The highest recorded protection violations in the region from January to January 2024 include the following:

- Female Genital Mutilation (FGM) (46%)
- Child Abandonment (Right to care) (16%).

Marka district was the distict with the highest number of protection violations in the region from January 2023 to January 2024 (2718).

Top 3 Protection Risks Identified

1. -
2. -
3. -

PRIORITY NEED ON ARRIVAL (JANUARY 2024 IN %)

Food	0%
Water	0%
Shelter	0%
Health	0%
Protection[4]	0%
Livelihood	0%
Transport	0%
Other	0%

[6]Protection figures are underreported due to the concerns related to the sensitivety of this topic in the context of Somalia.

This dashboard should be read in conjunction with the Notes on PRMN Methodology which outline the approach and certain limitations. More information on Somalia can be found on the UNHCR Somalia Data Portal.

UNHCR is grateful for the generous contributions of donors who have directly contributed to the UNHCR Somalia operation in 2023

Implemented by:

NRC NORWEGIAN REFUGEE COUNCIL

United Nations CERF Central Emergency Response Fund

From the People of Japan

WFP World Food Programme

PROTECTION & RETURN MONITORING NETWORK (PRMN)

MIDDLE JUBA, SOMALIA | JANUARY 2024

UNHCR The UN Refugee Agency | Somalia

	JANUARY 2024	IN 2024
# OF INCIDENTS THAT CAUSED DISPLACEMENT	330	330
# OF NEWLY DISPLACED POPULATION	1735	1735
# OF PROTECTION VIOLATIONS RECORDED[1]	0	0

[1]Some protection violations were not recorded due to security risks in some regions.

TRIGGERS OF DISPLACEMENT (JANUARY 2024 IN %)

Drought	0%
Flood	15%
Other	0%
Conflict	85%

DEMOGRAPHICS (JANUARY 2024)[3]

Girls	Boys	Women	Men	Elderly
572	575	271	231	86

[3]Disaggregated data for displaced persons are based on those displacement reports where data has been collected at household level.

PROTECTION VIOLATIONS CONCERNING CHILDREN, WOMEN AND MINORITIES (2024 IN %)

Children	Women	Minorities[2]
0%	0%	0%

[2]Members of minority clans include the Benadiri, Bantu, AUGUSTIe, Barawans, Gardere, Yakabur and Rahanweyne.

SPECIFIC NEEDS OF THOSE WHO EXPERIENCED PROTECTION VIOLATIONS (IN 2024)[4]

Child at risk	Women at risk	Disabilities	Elderly at risk	Others[5]
0%	0%	0%	0%	0%

[4]In JAN 2024, 0 specific needs were recorded of those individuals who experienced protection violations.
[5]Others who are at risk include the following categories family unit, specific legal and physical protection needs, unaccompanied or seperate child, pregnant or lactating, serious medical condition, single parent, SGBV and torture.
Individuals can have multiple vulnerabilities

DISPLACEMENT LOCATION (JANUARY 2024)

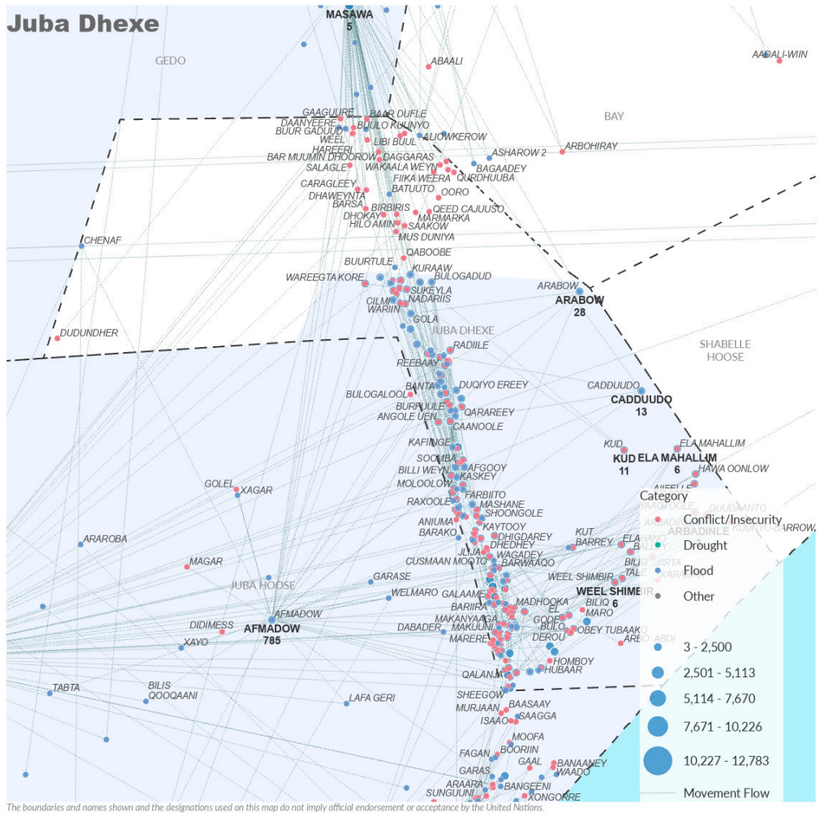

Bu'aale district was the district with the highest recorded displacement incidents in the region (870).

30 individuals were displaced to Cusmaan Mooto settlement, making it the largest displacement incident due to Conflict/Insecurity.

Jilib district was the district with the second highest recorded displacement incidents in the region (865).

28 individuals were displaced to Arabow settlement, making it the second largest displacement incident due to Conflict/Insecurity.

- district was the district with the third highest recorded displacement incidents in the region (0).

24 individuals were displaced to Canalka Redile settlement, making it the third largest displacement incident due to Conflict/Insecurity.

In January 2024, 0% of protection violations across Somalia were recorded in Middle Juba region.

- district had the highest recorded percentage of protection violations across the Middle Juba region (0%).

The highest recorded protection violations in the region from January to January 2024 include the following:

- - (0%)
- - (0%).

Bu'aale district was the distict with the highest number of protection violations in the region from January 2023 to January 2024 (731).

Top 3 Protection Risks Identified

1. Discrimination and stigmatization, denial of resources, opportunities, services and/or humanitarian access
2. Gender-based violence
3. Child and forced family separation

PRIORITY NEED ON ARRIVAL (JANUARY 2024 IN %)

Food	76%
Water	0%
Shelter	24%
Health	0%
Protection[4]	0%
Livelihood	0%
Transport	0%
Other	0%

[6]Protection figures are underreported due to the concerns related to the sensitivety of this topic in the context of Somalia.

This dashboard should be read in conjunction with the Notes on PRMN Methodology which outline the approach and certain limitations. More information on Somalia can be found on the UNHCR Somalia Data Portal.

UNHCR is grateful for the generous contributions of donors who have directly contributed to the UNHCR Somalia operation in 2023

Implemented by:

NRC NORWEGIAN REFUGEE COUNCIL

United Nations CERF Central Emergency Response Fund

From the People of Japan

WFP World Food Programme

PROTECTION & RETURN MONITORING NETWORK (PRMN)

MIDDLE SHABELLE, SOMALIA | JANUARY 2024

UNHCR The UN Refugee Agency | Somalia

	JANUARY 2024	IN 2024
# OF INCIDENTS THAT CAUSED DISPLACEMENT	51	51
# OF NEWLY DISPLACED POPULATION	350	350
# OF PROTECTION VIOLATIONS RECORDED[1]	38	38

[1]Some protection violations were not recorded due to security risks in some regions.

TRIGGERS OF DISPLACEMENT (JANUARY 2024 IN %)

Drought	0%
Flood	62%
Other	0%
Conflict	38%

DEMOGRAPHICS (JANUARY 2024)[3]

Girls	Boys	Women	Men	Elderly
115	116	55	47	17

[3]Disaggregated data for displaced persons are based on those displacement reports where data has been collected at household level.

PROTECTION VIOLATIONS CONCERNING CHILDREN, WOMEN AND MINORITIES (2024 IN %)

Children	Women	Minorities[2]
52%	67%	0%

[2]Members of minority clans include the Benadiri, Bantu, AUGUSTIe, Barawans, Gardere, Yakabur and Rahanweyne.

SPECIFIC NEEDS OF THOSE WHO EXPERIENCED PROTECTION VIOLATIONS (IN 2024)[4]

Child at risk	Women at risk	Disabilities	Elderly at risk	Others[5]
0%	100%	0%	0%	0%

[4]In JAN 2024, 28 specific needs were recorded of those individuals who experienced protection violations.
[5]Others who are at risk include the following categories family unit, specific legal and physical protection needs, unaccompanied or seperate child, pregnant or lactating, serious medical condition, single parent, SGBV and torture. Individuals can have multiple vulnerabilities

DISPLACEMENT LOCATION (JANUARY 2024)

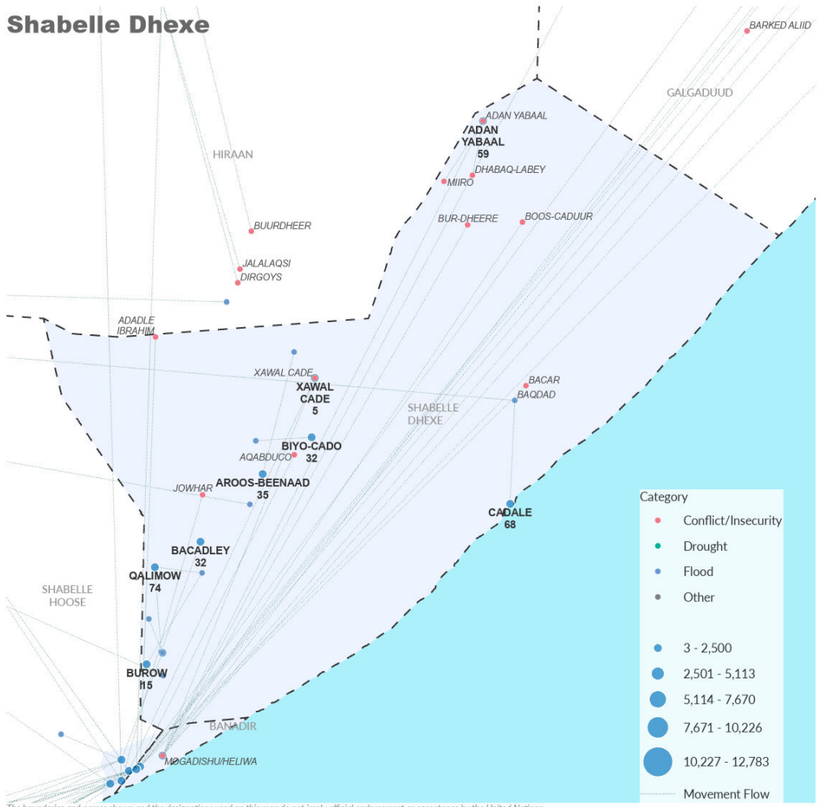

Balcad district was the district with the highest recorded displacement incidents in the region (151).

74 individuals were displaced to Qalimow settlement, making it the largest displacement incident due to Flood.

Jowhar district was the district with the second highest recorded displacement incidents in the region (72).

68 individuals were displaced to Cadale settlement, making it the second largest displacement incident due to Conflict/Insecurity.

Cadale district was the district with the third highest recorded displacement incidents in the region (68).

59 individuals were displaced to Adan Yabaal settlement, making it the third largest displacement incident due to Conflict/Insecurity.

In January 2024, 4% of protection violations across Somalia were recorded in Middle Shabelle region.

Balcad district had the highest recorded percentage of protection violations across the Middle Shabelle region (32%).

The highest recorded protection violations in the region from January to January 2024 include the following:

- Female Genital Mutilation (FGM) (42%)
- Killing/Manslaughter (37%).

Jowhar district was the distict with the highest number of protection violations in the region from January 2023 to January 2024 (921).

Top 3 Protection Risks Identified

1. Discrimination and stigmatization, denial of resources, opportunities, services and/or humanitarian access
2. Attacks on civilians and other unlawful killings, and attacks on civilian objects
3. Forced recruitment and association of children in

PRIORITY NEED ON ARRIVAL (JANUARY 2024 IN %)

Food	55%
Water	0%
Shelter	14%
Health	4%
Protection[4]	25%
Livelihood	2%
Transport	0%
Other	0%

[6]Protection figures are underreported due to the concerns related to the sensitivey of this topic in the context of Somalia.

This dashboard should be read in conjunction with the Notes on PRMN Methodology which outline the approach and certain limitations. More information on Somalia can be found on the UNHCR Somalia Data Portal.

UNHCR is grateful for the generous contributions of donors who have directly contributed to the UNHCR Somalia operation in 2023

Implemented by:

NRC NORWEGIAN REFUGEE COUNCIL

United Nations CERF Central Emergency Response Fund

From the People of Japan

WFP World Food Programme

PROTECTION & RETURN MONITORING NETWORK (PRMN)

MUDUG, SOMALIA | JANUARY 2024

UNHCR The UN Refugee Agency | Somalia

	JANUARY 2024	IN 2024
# OF INCIDENTS THAT CAUSED DISPLACEMENT	0	0
# OF NEWLY DISPLACED POPULATION	0	0
# OF PROTECTION VIOLATIONS RECORDED[1]	88	88

[1]Some protection violations were not recorded due to security risks in some regions.

TRIGGERS OF DISPLACEMENT (JANUARY 2024 IN %)

Drought	0%
Flood	0%
Other	0%
Conflict	0%

DEMOGRAPHICS (JANUARY 2024)[3]

Girls	Boys	Women	Men	Elderly
0	0	0	0	0

[3]Disaggregated data for displaced persons are based on those displacement reports where data has been collected at household level.

PROTECTION VIOLATIONS CONCERNING CHILDREN, WOMEN AND MINORITIES (2024 IN %)

Children	Women	Minorities[2]
0%	100%	0%

[2]Members of minority clans include the Benadiri, Bantu, AUGUSTIe, Barawans, Gardere, Yakabur and Rahanweyne.

SPECIFIC NEEDS OF THOSE WHO EXPERIENCED PROTECTION VIOLATIONS (IN 2024)[4]

Child at risk	Women at risk	Disabilities	Elderly at risk	Others[5]
0%	0%	0%	0%	0%

[4]In JAN 2024, 110 specific needs were recorded of those individuals who experienced protection violations.
[5]Others who are at risk include the following categories family unit, specific legal and physical protection needs, unaccompanied or seperate child, pregnant or lactating, serious medical condition, single parent, SGBV and torture. Individuals can have multiple vulnerabilities

DISPLACEMENT LOCATION (JANUARY 2024)

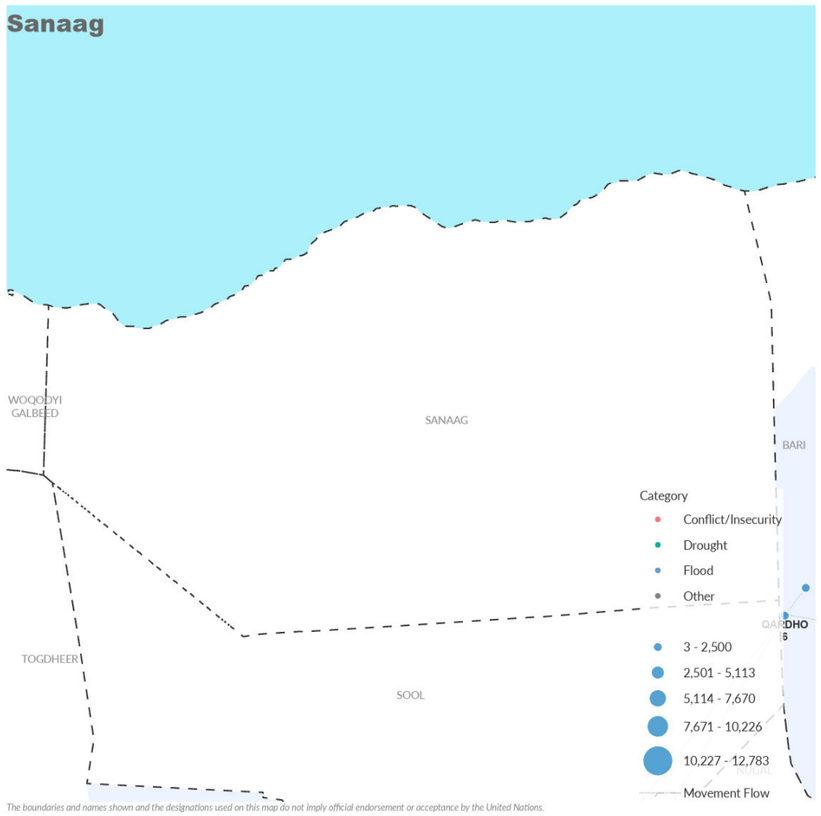

- district was the district with the highest recorded displacement incidents in the region (0).

0 individuals were displaced to - settlement, making it the largest displacement incident due to -.

- district was the district with the second highest recorded displacement incidents in the region (0).

0 individuals were displaced to - settlement, making it the second largest displacement incident due to -.

- district was the district with the third highest recorded displacement incidents in the region (0).

0 individuals were displaced to - settlement, making it the third largest displacement incident due to -.

In January 2024, 9% of protection violations across Somalia were recorded in Mudug region.

Gaalkacyo district had the highest recorded percentage of protection violations across the Mudug region (52%).

The highest recorded protection violations in the region from January to January 2024 include the following:

- Domestic Violence (100%)
- - (0%).

Gaalkacyo district was the distict with the highest number of protection violations in the region from January 2023 to January 2024 (4132).

Top 3 Protection Risks Identified

1. -
2. -
3. -

PRIORITY NEED ON ARRIVAL (JANUARY 2024 IN %)

Food	0%
Water	0%
Shelter	0%
Health	0%
Protection[4]	0%
Livelihood	0%
Transport	0%
Other	0%

[6]Protection figures are underreported due to the concerns related to the sensitivey of this topic in the context of Somalia.

This dashboard should be read in conjunction with the Notes on PRMN Methodology which outline the approach and certain limitations. More information on Somalia can be found on the UNHCR Somalia Data Portal.

UNHCR is grateful for the generous contributions of donors who have directly contributed to the UNHCR Somalia operation in 2023

United Nations CERF Central Emergency Response Fund
From the People of Japan
WFP World Food Programme

Implemented by:

NRC NORWEGIAN REFUGEE COUNCIL

PROTECTION & RETURN MONITORING NETWORK (PRMN)

NUGAAL, SOMALIA | JANUARY 2024

UNHCR The UN Refugee Agency | Somalia

	JANUARY 2024	IN 2024
# OF INCIDENTS THAT CAUSED DISPLACEMENT	0	0
# OF NEWLY DISPLACED POPULATION	0	0
# OF PROTECTION VIOLATIONS RECORDED[1]	4	4

[1]Some protection violations were not recorded due to security risks in some regions.

TRIGGERS OF DISPLACEMENT (JANUARY 2024 IN %)

Drought	0%
Flood	0%
Other	0%
Conflict	0%

DEMOGRAPHICS (JANUARY 2024)[3]

Girls	Boys	Women	Men	Elderly
0	0	0	0	0

[3]Disaggregated data for displaced persons are based on those displacement reports where data has been collected at household level.

PROTECTION VIOLATIONS CONCERNING CHILDREN, WOMEN AND MINORITIES (2024 IN %)

Children	Women	Minorities[2]
50%	100%	0%

[2]Members of minority clans include the Benadiri, Bantu, AUGUSTIe, Barawans, Gardere, Yakabur and Rahanweyne.

SPECIFIC NEEDS OF THOSE WHO EXPERIENCED PROTECTION VIOLATIONS (IN 2024)[4]

Child at risk	Women at risk	Disabilities	Elderly at risk	Others[5]
0%	0%	0%	0%	0%

[4]In JAN 2024, 6 specific needs were recorded of those individuals who experienced protection violations.
[5]Others who are at risk include the following categories family unit, specific legal and physical protection needs, unaccompanied or seperate child, pregnant or lactating, serious medical condition, single parent, SGBV and torture. Individuals can have multiple vulnerabilities

DISPLACEMENT LOCATION (JANUARY 2024)

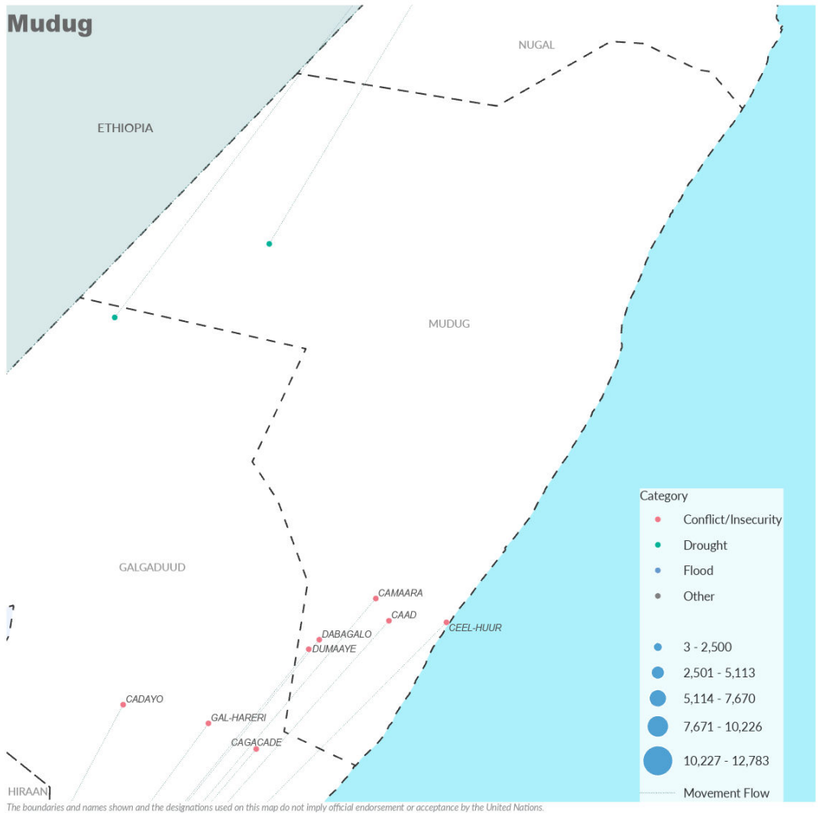

The boundaries and names shown and the designations used on this map do not imply official endorsement or acceptance by the United Nations.

- district was the district with the highest recorded displacement incidents in the region (0).

0 individuals were displaced to - settlement, making it the largest displacement incident due to -.

- district was the district with the second highest recorded displacement incidents in the region (0).

0 individuals were displaced to - settlement, making it the second largest displacement incident due to -.

- district was the district with the third highest recorded displacement incidents in the region (0).

0 individuals were displaced to - settlement, making it the third largest displacement incident due to -.

In January 2024, 0% of protection violations across Somalia were recorded in Nugaal region.

Garoowe district had the highest recorded percentage of protection violations across the Nugaal region (100%).

The highest recorded protection violations in the region from January to January 2024 include the following:

- Harassment (50%)
- Torture (50%).

Garoowe district was the distict with the highest number of protection violations in the region from January 2023 to January 2024 (1002).

Top 3 Protection Risks Identified

1. -
2. -
3. -

PRIORITY NEED ON ARRIVAL (JANUARY 2024 IN %)

Food	0%
Water	0%
Shelter	0%
Health	0%
Protection[4]	0%
Livelihood	0%
Transport	0%
Other	0%

[6]Protection figures are underreported due to the concerns related to the sensitivety of this topic in the context of Somalia.

This dashboard should be read in conjunction with the Notes on PRMN Methodology which outline the approach and certain limitations. More information on Somalia can be found on the UNHCR Somalia Data Portal.

UNHCR is grateful for the generous contributions of donors who have directly contributed to the UNHCR Somalia operation in 2023

Implemented by:

NRC NORWEGIAN REFUGEE COUNCIL

United Nations CERF Central Emergency Response Fund

From the People of Japan

WFP World Food Programme

PROTECTION & RETURN MONITORING NETWORK (PRMN)

SANAAG, SOMALIA | JANUARY 2024

UNHCR The UN Refugee Agency | Somalia

	JANUARY 2024	IN 2024
# OF INCIDENTS THAT CAUSED DISPLACEMENT	0	0
# OF NEWLY DISPLACED POPULATION	0	0
# OF PROTECTION VIOLATIONS RECORDED[1]	0	0

[1]Some protection violations were not recorded due to security risks in some regions.

TRIGGERS OF DISPLACEMENT (JANUARY 2024 IN %)

Drought	0%
Flood	0%
Other	0%
Conflict	0%

DEMOGRAPHICS (JANUARY 2024)[3]

Girls	Boys	Women	Men	Elderly
0	0	0	0	0

[3]Disaggregated data for displaced persons are based on those displacement reports where data has been collected at household level.

PROTECTION VIOLATIONS CONCERNING CHILDREN, WOMEN AND MINORITIES (2024 IN %)

Children	Women	Minorities[2]
0%	0%	0%

[2]Members of minority clans include the Benadiri, Bantu, AUGUSTIe, Barawans, Gardere, Yakabur and Rahanweyne.

SPECIFIC NEEDS OF THOSE WHO EXPERIENCED PROTECTION VIOLATIONS (IN 2024)[4]

Child at risk	Women at risk	Disabilities	Elderly at risk	Others[5]
0%	0%	0%	0%	0%

[4]In JAN 2024, 0 specific needs were recorded of those individuals who experienced protection violations.
[5]Others who are at risk include the following categories family unit, specific legal and physical protection needs, unaccompanied or seperate child, pregnant or lactating, serious medical condition, single parent, SGBV and torture.
Individuals can have multiple vulnerabilities

DISPLACEMENT LOCATION (JANUARY 2024)

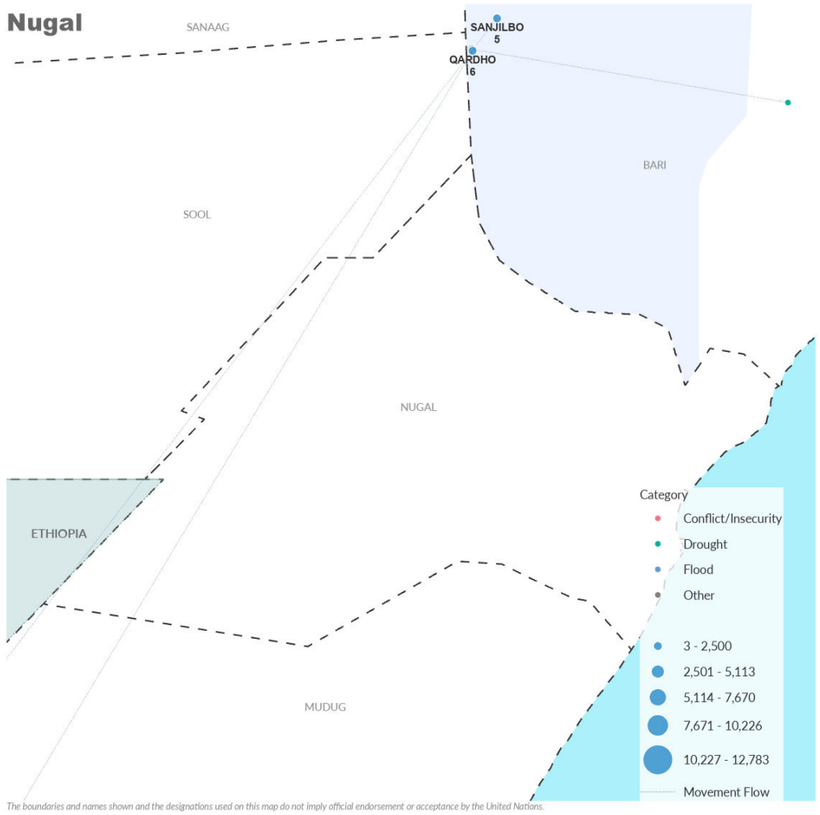

- district was the district with the highest recorded displacement incidents in the region (0).

0 individuals were displaced to - settlement, making it the largest displacement incident due to -.

- district was the district with the second highest recorded displacement incidents in the region (0).

0 individuals were displaced to - settlement, making it the second largest displacement incident due to -.

- district was the district with the third highest recorded displacement incidents in the region (0).

0 individuals were displaced to - settlement, making it the third largest displacement incident due to -.

In January 2024, 0% of protection violations across Somalia were recorded in Sanaag region.

- district had the highest recorded percentage of protection violations across the Sanaag region (0%).

The highest recorded protection violations in the region from January to January 2024 include the following:

- - (0%)
- - (0%).

Ceel Afweyn district was the distict with the highest number of protection violations in the region from January 2023 to January 2024 (472).

Top 3 Protection Risks Identified

1. -
2. -
3. -

PRIORITY NEED ON ARRIVAL (JANUARY 2024 IN %)

Food	0%
Water	0%
Shelter	0%
Health	0%
Protection[4]	0%
Livelihood	0%
Transport	0%
Other	0%

[6]Protection figures are underreported due to the concerns related to the sensitivey of this topic in the context of Somalia.

This dashboard should be read in conjunction with the Notes on PRMN Methodology which outline the approach and certain limitations. More information on Somalia can be found on the UNHCR Somalia Data Portal.

UNHCR is grateful for the generous contributions of donors who have directly contributed to the UNHCR Somalia operation in 2023

Implemented by:

NRC NORWEGIAN REFUGEE COUNCIL

United Nations CERF Central Emergency Response Fund

From the People of Japan

WFP World Food Programme

PROTECTION & RETURN MONITORING NETWORK (PRMN)

SOOL, SOMALIA | JANUARY 2024

UNHCR The UN Refugee Agency | Somalia

	JANUARY 2024	IN 2024
# OF INCIDENTS THAT CAUSED DISPLACEMENT	0	0
# OF NEWLY DISPLACED POPULATION	0	0
# OF PROTECTION VIOLATIONS RECORDED[1]	38	38

[1]Some protection violations were not recorded due to security risks in some regions.

TRIGGERS OF DISPLACEMENT (JANUARY 2024 IN %)

Drought	0%
Flood	0%
Other	0%
Conflict	0%

DEMOGRAPHICS (JANUARY 2024)[3]

Girls	Boys	Women	Men	Elderly
0	0	0	0	0

[3]Disaggregated data for displaced persons are based on those displacement reports where data has been collected at household level.

PROTECTION VIOLATIONS CONCERNING CHILDREN, WOMEN AND MINORITIES (2024 IN %)

Children	Women	Minorities[2]
0%	50%	0%

[2]Members of minority clans include the Benadiri, Bantu, AUGUSTIe, Barawans, Gardere, Yakabur and Rahanweyne.

SPECIFIC NEEDS OF THOSE WHO EXPERIENCED PROTECTION VIOLATIONS (IN 2024)[4]

Child at risk	Women at risk	Disabilities	Elderly at risk	Others[5]
0%	0%	0%	0%	0%

[4]In JAN 2024, 36 specific needs were recorded of those individuals who experienced protection violations.
[5]Others who are at risk include the following categories family unit, specific legal and physical protection needs, unaccompanied or seperate child, pregnant or lactating, serious medical condition, single parent, SGBV and torture. Individuals can have multiple vulnerabilities

DISPLACEMENT LOCATION (JANUARY 2024)

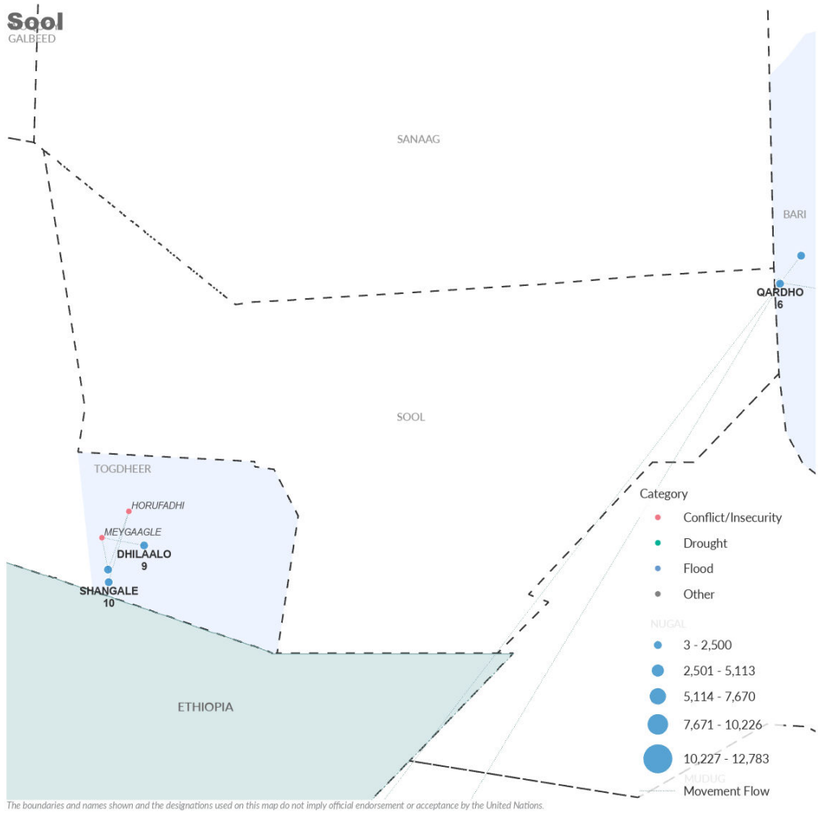

- district was the district with the highest recorded displacement incidents in the region (0).

0 individuals were displaced to - settlement, making it the largest displacement incident due to -.

- district was the district with the second highest recorded displacement incidents in the region (0).

0 individuals were displaced to - settlement, making it the second largest displacement incident due to -.

- district was the district with the third highest recorded displacement incidents in the region (0).

0 individuals were displaced to - settlement, making it the third largest displacement incident due to -.

In January 2024, 4% of protection violations across Somalia were recorded in Sool region.

Laas Caanood district had the highest recorded percentage of protection violations across the Sool region (95%).

The highest recorded protection violations in the region from January to January 2024 include the following:

- Physical Assault/Attack Not Resulting In Death (47%)

Laas Caanood district was the distict with the highest number of protection violations in the region from January 2023 to January 2024 (2413).

Top 3 Protection Risks Identified

1. -
2. -
3. -

PRIORITY NEED ON ARRIVAL (JANUARY 2024 IN %)

Food	0%
Water	0%
Shelter	0%
Health	0%
Protection[4]	0%
Livelihood	0%
Transport	0%
Other	0%

[6]Protection figures are underreported due to the concerns related to the sensitivety of this topic in the context of Somalia.

This dashboard should be read in conjunction with the Notes on PRMN Methodology which outline the approach and certain limitations. More information on Somalia can be found on the UNHCR Somalia Data Portal.

UNHCR is grateful for the generous contributions of donors who have directly contributed to the UNHCR Somalia operation in 2023

United Nations CERF Central Emergency Response Fund
From the People of Japan
WFP World Food Programme

Implemented by:

NRC NORWEGIAN REFUGEE COUNCIL

PROTECTION & RETURN MONITORING NETWORK (PRMN)

TOGDHEER, SOMALIA | JANUARY 2024

UNHCR The UN Refugee Agency | Somalia

	JANUARY 2024	IN 2024
# OF INCIDENTS THAT CAUSED DISPLACEMENT	5	5
# OF NEWLY DISPLACED POPULATION	56	56
# OF PROTECTION VIOLATIONS RECORDED[1]	46	46

[1]Some protection violations were not recorded due to security risks in some regions.

TRIGGERS OF DISPLACEMENT (JANUARY 2024 IN %)

Drought	0%
Flood	0%
Other	0%
Conflict	100%

DEMOGRAPHICS (JANUARY 2024)[3]

Girls	Boys	Women	Men	Elderly
18	19	9	7	3

[3]Disaggregated data for displaced persons are based on those displacement reports where data has been collected at household level.

PROTECTION VIOLATIONS CONCERNING CHILDREN, WOMEN AND MINORITIES (2024 IN %)

Children	Women	Minorities[2]
3%	90%	0%

[2]Members of minority clans include the Benadiri, Bantu, AUGUSTIe, Barawans, Gardere, Yakabur and Rahanweyne.

SPECIFIC NEEDS OF THOSE WHO EXPERIENCED PROTECTION VIOLATIONS (IN 2024)[4]

Child at risk	Women at risk	Disabilities	Elderly at risk	Others[5]
0%	0%	0%	0%	0%

[4]In JAN 2024, 52 specific needs were recorded of those individuals who experienced protection violations.
[5]Others who are at risk include the following categories family unit, specific legal and physical protection needs, unaccompanied or seperate child, pregnant or lactating, serious medical condition, single parent, SGBV and torture. Individuals can have multiple vulnerabilities

DISPLACEMENT LOCATION (JANUARY 2024)

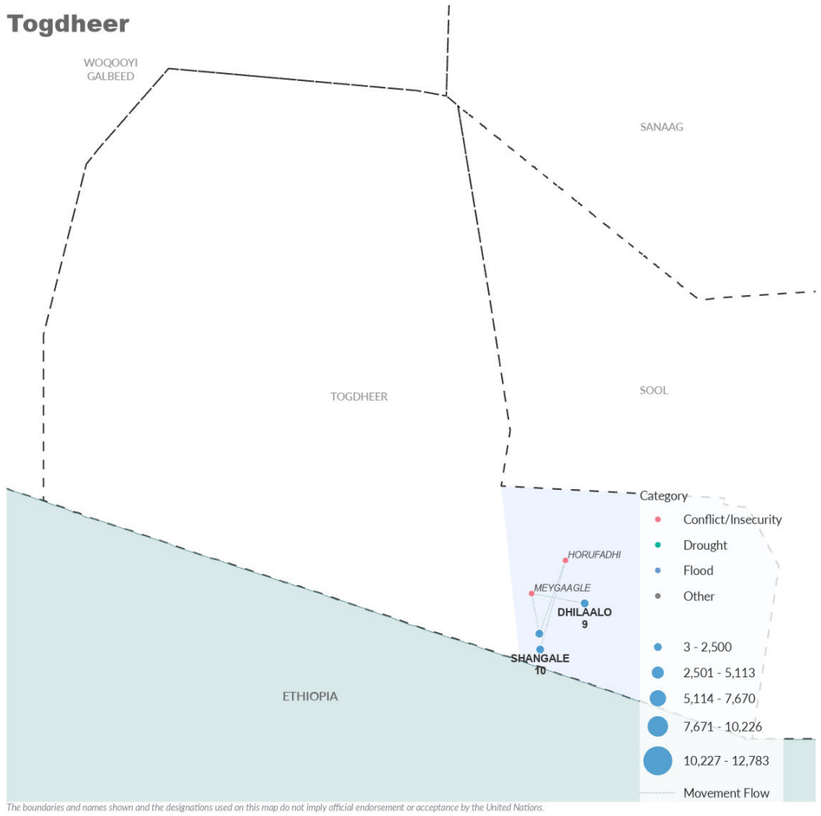

Buuhoodle district was the district with the highest recorded displacement incidents in the region (56).

37 individuals were displaced to Sool Joogto settlement, making it the largest displacement incident due to Conflict/Insecurity.

- district was the district with the second highest recorded displacement incidents in the region (0).

10 individuals were displaced to Shangale settlement, making it the second largest displacement incident due to Conflict/Insecurity.

- district was the district with the third highest recorded displacement incidents in the region (0).

9 individuals were displaced to Dhilaalo settlement, making it the third largest displacement incident due to Conflict/Insecurity.

In January 2024, 5% of protection violations across Somalia were recorded in Togdheer region.

Burco district had the highest recorded percentage of protection violations across the Togdheer region (91%).

The highest recorded protection violations in the region from January to January 2024 include the following:

- Domestic Violence (83%)
- Killing/Manslaughter (9%).

Burco district was the distict with the highest number of protection violations in the region from January 2023 to January 2024 (965).

Top 3 Protection Risks Identified

1. Attacks on civilians and other unlawful killings, and attacks on civilian objects
2. Presence of Mine and other explosive ordnance
3. -

PRIORITY NEED ON ARRIVAL (JANUARY 2024 IN %)

Food	0%
Water	39%
Shelter	20%
Health	0%
Protection[4]	41%
Livelihood	0%
Transport	0%
Other	0%

[6]Protection figures are underreported due to the concerns related to the sensitivey of this topic in the context of Somalia.

This dashboard should be read in conjunction with the Notes on PRMN Methodology which outline the approach and certain limitations. More information on Somalia can be found on the UNHCR Somalia Data Portal.

UNHCR is grateful for the generous contributions of donors who have directly contributed to the UNHCR Somalia operation in 2023

Implemented by: NRC NORWEGIAN REFUGEE COUNCIL

United Nations CERF Central Emergency Response Fund | From the People of Japan | WFP World Food Programme

PROTECTION & RETURN MONITORING NETWORK (PRMN)

WOQOOYI GALBEED, SOMALIA | JANUARY 2024

UNHCR The UN Refugee Agency | Somalia

	JANUARY 2024	IN 2024
# OF INCIDENTS THAT CAUSED DISPLACEMENT	0	0
# OF NEWLY DISPLACED POPULATION	0	0
# OF PROTECTION VIOLATIONS RECORDED[1]	102	102

[1]Some protection violations were not recorded due to security risks in some regions.

TRIGGERS OF DISPLACEMENT (JANUARY 2024 IN %)

Drought	0%
Flood	0%
Other	0%
Conflict	0%

DEMOGRAPHICS (JANUARY 2024)[3]

Girls	Boys	Women	Men	Elderly
0	0	0	0	0

[3]Disaggregated data for displaced persons are based on those displacement reports where data has been collected at household level.

PROTECTION VIOLATIONS CONCERNING CHILDREN, WOMEN AND MINORITIES (2024 IN %)

Children	Women	Minorities[2]
5%	97%	0%

[2]Members of minority clans include the Benadiri, Bantu, AUGUSTIe, Barawans, Gardere, Yakabur and Rahanweyne.

SPECIFIC NEEDS OF THOSE WHO EXPERIENCED PROTECTION VIOLATIONS (IN 2024)[4]

Child at risk	Women at risk	Disabilities	Elderly at risk	Others[5]
0%	0%	0%	0%	0%

[4]In JAN 2024, 60 specific needs were recorded of those individuals who experienced protection violations.
[5]Others who are at risk include the following categories family unit, specific legal and physical protection needs, unaccompanied or seperate child, pregnant or lactating, serious medical condition, single parent, SGBV and torture. Individuals can have multiple vulnerabilities

DISPLACEMENT LOCATION (JANUARY 2024)

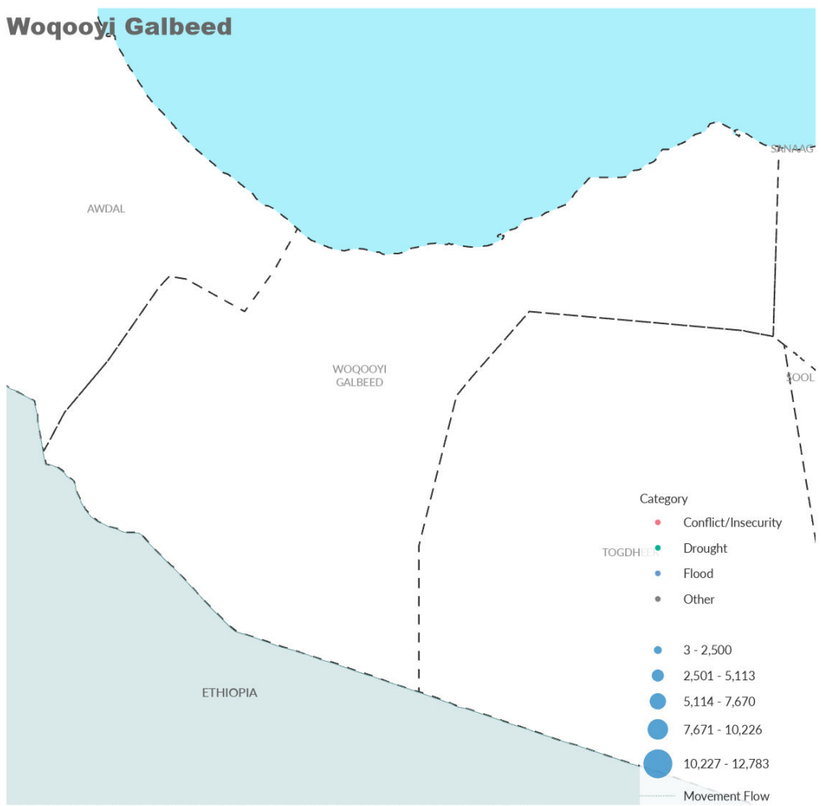

- district was the district with the highest recorded displacement incidents in the region (0).

0 individuals were displaced to - settlement, making it the largest displacement incident due to -.

- district was the district with the second highest recorded displacement incidents in the region (0).

0 individuals were displaced to - settlement, making it the second largest displacement incident due to -.

- district was the district with the third highest recorded displacement incidents in the region (0).

0 individuals were displaced to - settlement, making it the third largest displacement incident due to -.

In January 2024, 10% of protection violations across Somalia were recorded in Woqooyi Galbeed region.

Hargeysa district had the highest recorded percentage of protection violations across the Woqooyi Galbeed region (100%).

The highest recorded protection violations in the region from January to January 2024 include the following:

- Domestic Violence (53%)
- Physical Assault/Attack Not Resulting In

Hargeysa district was the distict with the highest number of protection violations in the region from January 2023 to January 2024 (10273).

Top 3 Protection Risks Identified

1. -
2. -
3. -

PRIORITY NEED ON ARRIVAL (JANUARY 2024 IN %)

Food	0%
Water	0%
Shelter	0%
Health	0%
Protection[4]	0%
Livelihood	0%
Transport	0%
Other	0%

[6]Protection figures are underreported due to the concerns related to the sensitivey of this topic in the context of Somalia.

This dashboard should be read in conjunction with the Notes on PRMN Methodology which outline the approach and certain limitations. More information on Somalia can be found on the UNHCR Somalia Data Portal.

UNHCR is grateful for the generous contributions of donors who have directly contributed to the UNHCR Somalia operation in 2023

Implemented by:

NRC NORWEGIAN REFUGEE COUNCIL

United Nations CERF Central Emergency Response Fund

From the People of Japan

WFP World Food Programme