SOMALIA

Internal Displacements Monitored by Protection & Return Monitoring Network (PRMN)

January 2024

View the interactive dashboard here: http://prmn-somalia.unhcr.org/

TOTAL DISPLACEMENTS

13,000 in January | **13,000** (Jan - Dec 2024) | **2,945,000** (Jan - Dec 2023)

The UNHCR-led PRMN implemented in partnership with NRC reported 13,000 new internal displacements in the month of January 2024. Out of these, 6,000 were caused by conflict or insecurity, 0 displacement were due to drought, 7,000 were due to floods and 0 were displaced due to other reasons

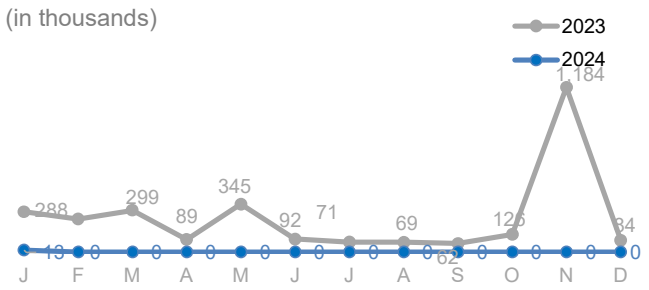

BY REGION (Jan - Dec 2024)

	DEP	ARR
Awdal		
Bakool	1,080	
Banadir	10	2,940
Bari	20	20
Bay	1,490	
Galgaduud	90	
Gedo	1,150	4,750
Hiraan	190	20
Lower Juba	2,590	3,470
Lower Shabelle	1,610	
Middle Juba	3,420	1,740
Middle Shabelle	1,420	350
Mudug	210	
Nugaal		
Sanaag		
Sool		
Togdheer	60	60
Woq. Galbeed		

BY DISTRICT (Jan - Dec 2024)

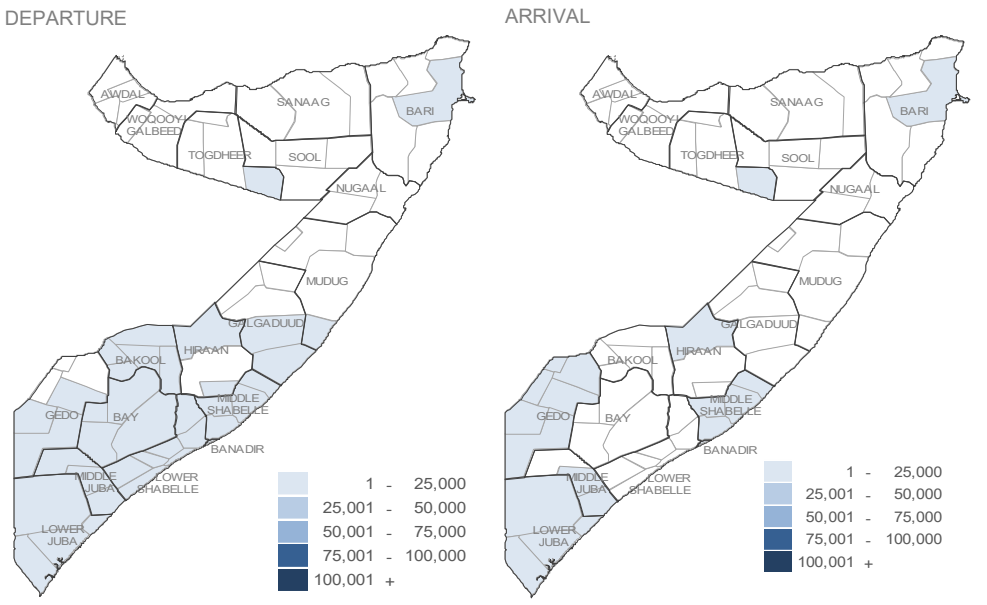

CONFLICT / INSECURITY DISPLACEMENTS

6,000 in January | **6,000** (Jan - Dec 2024) | **654,000** (Jan - Dec 2023)

Major displacements in January occurred in Middle Juba (2,660) and Lower Juba (1,470) regions.

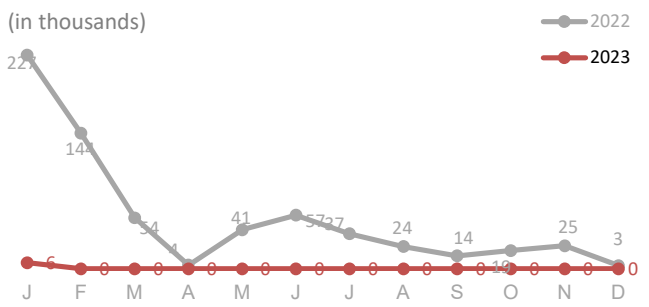

BY REGION (Jan - Dec 2024)

	DEP	ARR
Awdal		
Bakool	580	
Banadir	10	1,300
Bari		
Bay	350	
Galgaduud	90	
Gedo	30	1,290
Hiraan	70	20
Lower Juba	1,470	2,180
Lower Shabelle	630	
Middle Juba	2,660	1,480
Middle Shabelle	330	130
Mudug	210	
Nugaal		
Sanaag		
Sool		
Togdheer	60	60
Woq. Galbeed		

BY DISTRICT (Jan - Dec 2024)

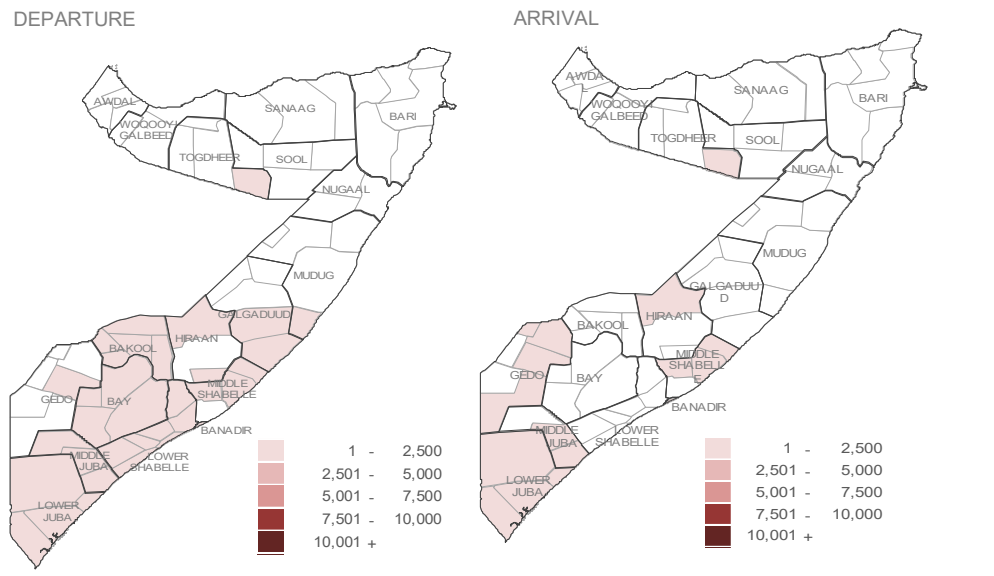

DROUGHT RELATED DISPLACEMENTS

0 in January | **0** (Jan - Dec 2024) | **529,000** (Jan - Dec 2023)

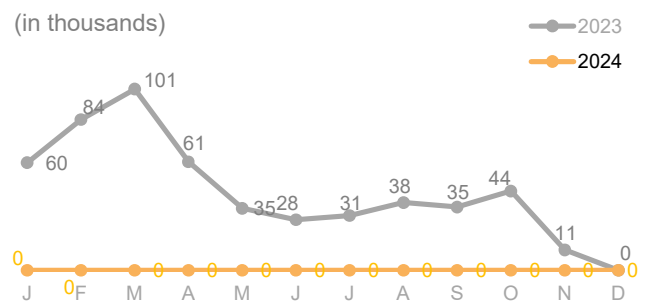

BY REGION (Jan - Dec 2024)

	DEP	ARR
Awdal		
Bakool		
Banadir		
Bari		
Bay		
Galgaduud		
Gedo		
Hiraan		
Lower Juba		
Lower Shabelle		
Middle Juba		
Middle Shabelle		
Mudug		
Nugaal		
Sanaag		
Sool		
Togdheer		
Woq. Galbeed		

BY DISTRICT (Jan - Dec 2024)

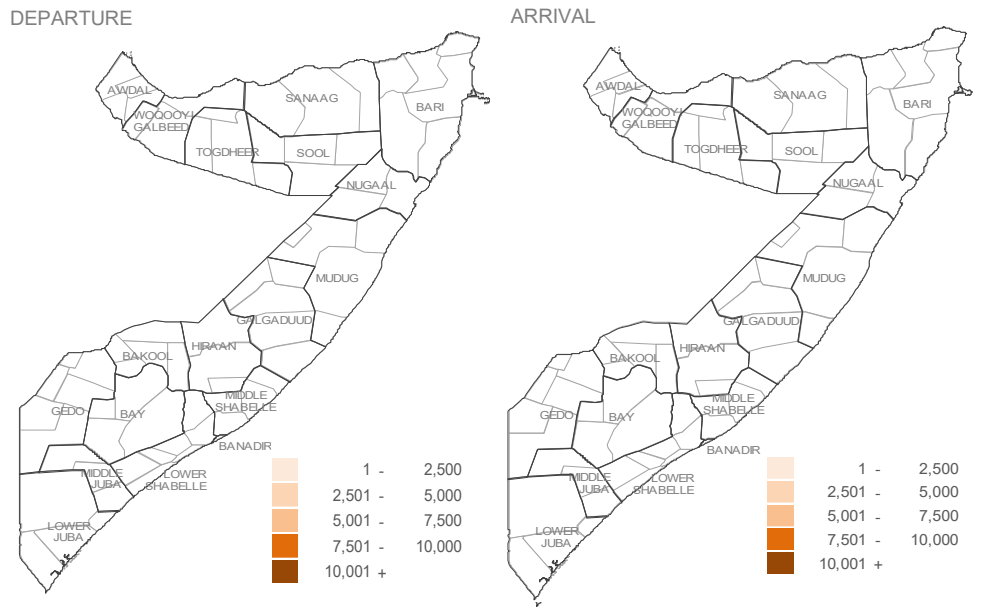

FLOOD DISPLACEMENTS

7,000 in January | **7,000** (Jan - Dec 2024) | **1,694,100** (Jan - Dec 2023)

The highest displacements in January owing to floods were recorded in Bay (1,150) and Gedo (1,120) regions.

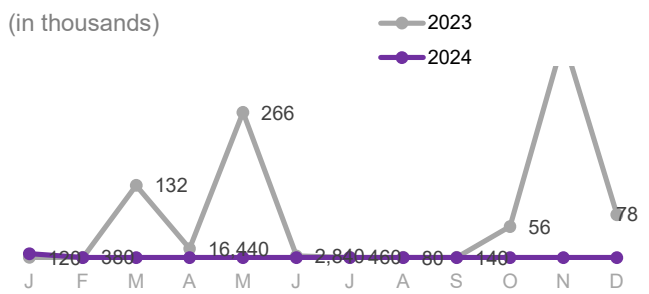

BY REGION (Jan - Dec 2024)

	DEP	ARR
Awdal		
Bakool	510	10
Banadir		1,630
Bari	20	20
Bay	1,150	
Galgaduud		
Gedo	1,120	3,460
Hiraan	120	
Lower Juba	1,120	1,290
Lower Shabelle	980	
Middle Juba	760	250
Middle Shabelle	1,100	220
Mudug		
Nugaal		
Sanaag		
Sool		
Togdheer		
Woq. Galbeed		

PRIORITY NEED ON ARRIVAL (January in %)

	Food	Water	Shelter	Health	Protection	Livelihood	Humanitarian Aid	Transport	Other
Banadir	36	6	57	2					
Gedo	100								
Hiraan			100						
Lower Juba	82		14	4					
Middle Juba	76		24						
Middle Shabelle	76		19	5					
Togdheer		67	33						

AGE & GENDER (2024)

Female	Age	Male
12%	0-4	12%
12%	5-11	13%
10%	12-17	10%
14%	18-59	12%
2%	60+	3%

Women & chidren 85%

Disaggregated data for displaced persons are based on those displacement reports where data has been collected at household level

NEED

Food	Protection
Water	Livelihood
Shelter	Humanitarian Aid
Health	Transport
Other	

About PRMN

The PRMN (Protection & Return Monitoring Network) is a UNHCR-led project which identifies and reports on displacements (including returns) of populations in Somalia. The network also identifies and reports on protection risks and incidents underlying such movements. Only figures collected by PRMN are reported above. Not all displacements in Somalia are captured. This dashboard should be read in conjunction with the Notes on PRMN Methodology (https://data2.unhcr.org/en/documents/details/53888) which outline the approach and certain limitations. The figures shown are for numbers of individuals and are based on interviews with key informants and/or displaced hoseholds at destination (unless otherwise noted). Further information and datasets available on request use contact below.

Partner

NRC NORWEGIAN REFUGEE COUNCIL

UNHCR is grateful for the generous contributions of donors who have directly contributed to the UNHCR Somalia operation in 2024

United Nations CERF Central Emergency Response Fund | From the People of Japan | WFP World Food Programme