Rwanda

REFUGEE RESPONSE MONITORING DASHBOARD

End Year 2023

This dashboard summarizes progress made by partners involved in the Rwanda Refugee Respnse Plan (RRRP) and highlights trends affecting people in need. The RRRP aims to achieve the following specifics objectives (SO): **SO 1**: Strengthen and maintain refugees and asylum-seeker access to comprehensive and inclusive protection services; **SO 2**: Improve the living conditions for refugees throughout Rwanda ; **SO 3**: Support the inclusion of refugees within national systems to foster refugee self-reliance and their progressive graduation out of humanitarian assistance; **SO 4**: Seek the implementation of durable solutions to refugee situations.

Total Population

61.9% DR Congolese | **37.5% Burundians** | **0.6% Others**

134,593 Refugees and Asylum seekers

Funding Status

(As at 31 December 2023)

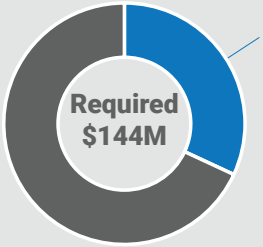

45% ($65 M)

- Total received (since Jan-23)
- Required (ref. 2023 appeal)

Contributing Partners

08 Implementing Partners

17 Operational Partners

District where contributing partners are present

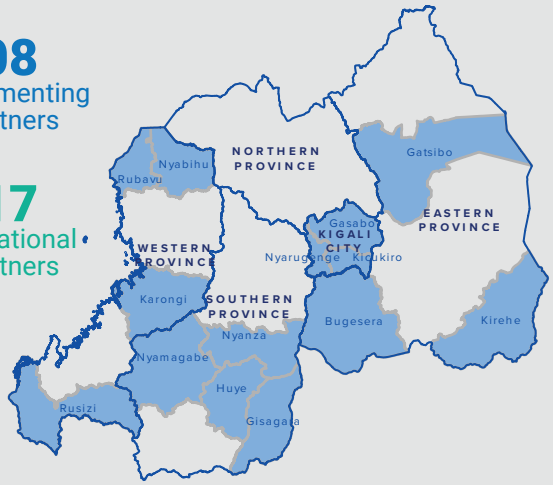

Progress against targets

Key Achievements

(Actual Value / Target)

Protection

(ALIGHT, Plan International Rwanda, Prison Fellowship Rwanda)

% of people identified in need of assistance receiving psychosocial support

70% / 85%

% of people with disabilities who receive services for their specific needs

60% / 68%

# of refugees and asylum seekers receiving legal assistance

2,313 / 2,500

# of individuals (Government Officials, Lawyers) trained on refugee related law and procedures

57 / 40

% of refugees who voluntarily returned in safety and dignity to their country of origin

325 / 3,200

# of refugees submitted for resettlement

6,417 / 5,758

Child Protection

(Plan International Rwanda, Save the Children)

# of individuals trained on child rights and child protection prevention and response, including mainstreaming

1,564 / 2,000

# of children at high risk, including unaccompanied and separated children (UASC), with Best Interest Processes (BIP) undertaken issues response, including mainstreaming

450 / 785

# of community-based committees/groups dedicated to child protection issues

60 / 28

# of adolescents participating in child protection related programmes

39,379 / 18,000

Education

(Impact Hope Rwanda, World Vision International)

% of refugee children (3-17 years) who are enrolled in school

93% / 100%

# of children and youth who are supported through sports programmes

5,000 / 5,000

Rwanda

REFUGEE RESPONSE MONITORING DASHBOARD

End Year 2023

Gender Based Violence (Plan International Rwanda, Save the Children)

% of reported incidents where survivors receive case management services by service providers trained in GBV survivor centered approaches

100% / 100%

# of trained participants (UNHCR and partner workforce and government authorities) who increased their GBV knowledge and skills on prevention and responseby service providers trained in GBV survivor centered approaches

382 / 150

% of prevention activities led by women and girls from the community

80% / 50%

# of women and girls who participate in targeted empowerment activities as part of GBV prevention programs

13,064 / 8,000

Health and Nutrition (Save the Children, AHA)

of primary healthcare consultations

247,966 / 310,000

# of pregnant and lactating women admitted in Blanket Supplementary Feeding Programme (BSFP)

5,043 / 2,300

Livelihoods & Resilience and Socio-Economic Inclusion

(GIZ, World Vision, Inkomoko, Impact Hope Rwanda, Caritas Rwanda, CARE)

# of refugees and host communities who received cash grants to start up or improve their income generating activities

5,046 / 1,350

# of refugees and host communities provided with entrepreneurship/business training

28,531 / 1,350

% of refugee households with economic capacity to meet essential needs (JDPM round three-2022)

12% / 30%

% of households not adopting negative livelihood coping strategies (JDPM round three-2022)

51% / 55%

# of refugees and host communities provided with vocational skills/apprenticeship/on-the-job-training

7,950 / 200

Shelter & NFIs (ADRA)

of refugee shelters repaired

1,052 / 2,073

# of refugee shelters constructed

44 / 100

# of refugee families receive gas for cooking

19,259 / 18,000

# of families purchase solar-home systems

628 / 2,000

# of households reached with core relief items

32,590 / 25,702

# of tree seedlings planted

28,625 / 75,000

Water, Sanitation and Hygiene

(World Vision)

# of refugees, asylum seekers and host communities, served by adequate WASH services

134,593 / 61,664

# of average litres of potable water available per person per day

22.5 / 20

# of refugees per latrine stance in camps

20.2 / 20

% of schools, learning centres and health care facilities having adequate WASH facilities

85% / 100%

Food Security (ADRA, WFP)

Proportion of refugees with Acceptable Food Consumption Score

62% / 65%

Proportion of refugee households with economic capacity to meet essential needs

12% / 30%

Proportion of households not adopting livelihood coping strategies

50% / 55%

#of persons receiving food assistance (in-kind or cash assistance)

111,328 / 106,438

For more information, please contact : Lilly Carlisle <carlisle@unhcr.org> and Cyrille Ble <ble@unhcr.org>

Reporting Partner by Districts

* UNHCR and Ministry in charge of Emergency Management (MINEMA) facilitate the coordination and are present in all refugee hosting locations in Rwanda.

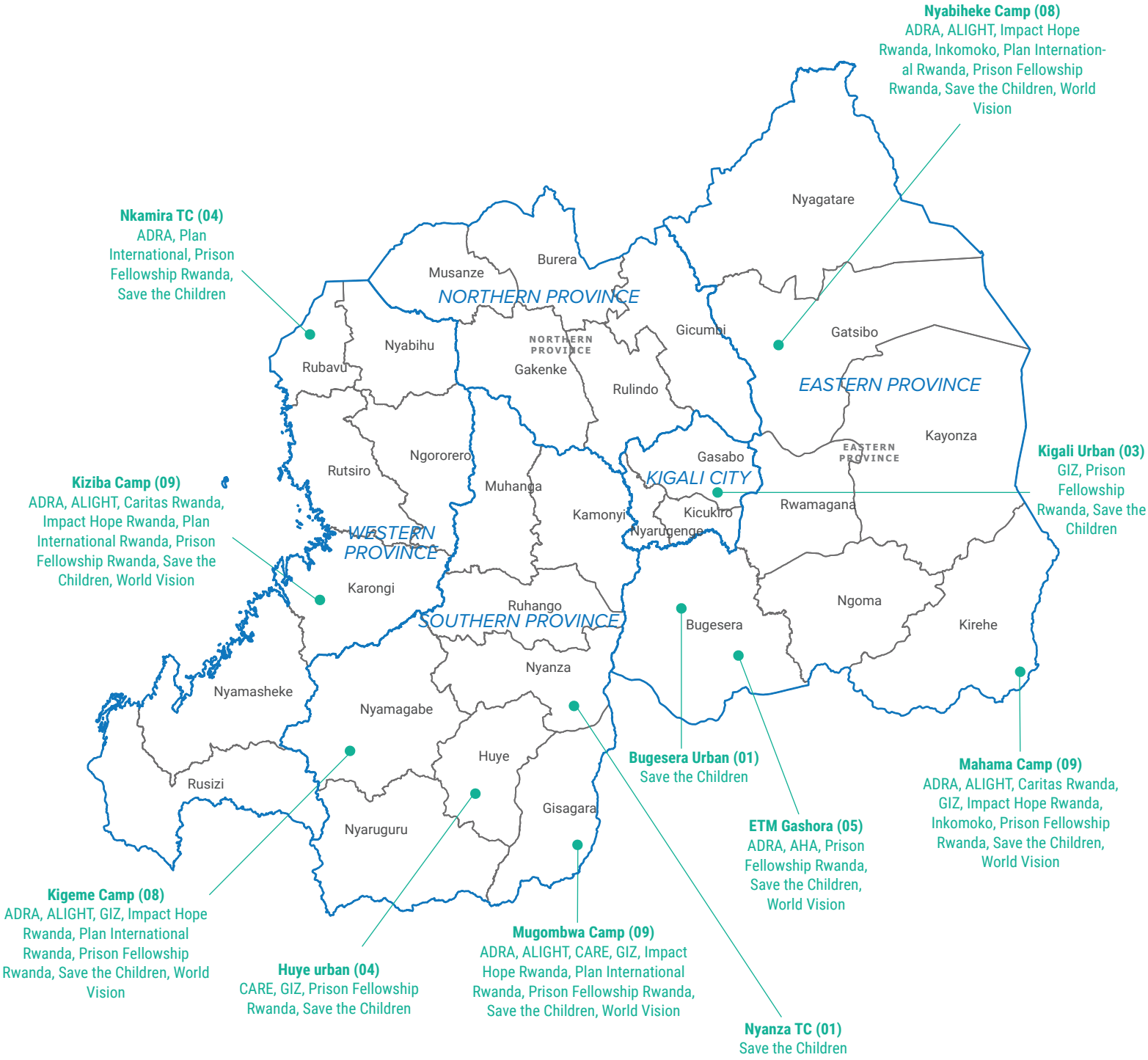

13 contributing partners:

ADRA, AHA, ALIGHT, CARE, Caritas Rwanda, GIZ, Impact Hope Rwanda, Inkomoko, Plan International Rwanda, Prison Fellowship Rwanda, Save the Children, UNHCR, World Vision

For more information, please contact : Lilly Carlisle <carlisle@unhcr.org> and Cyrille Ble <ble@unhcr.org>