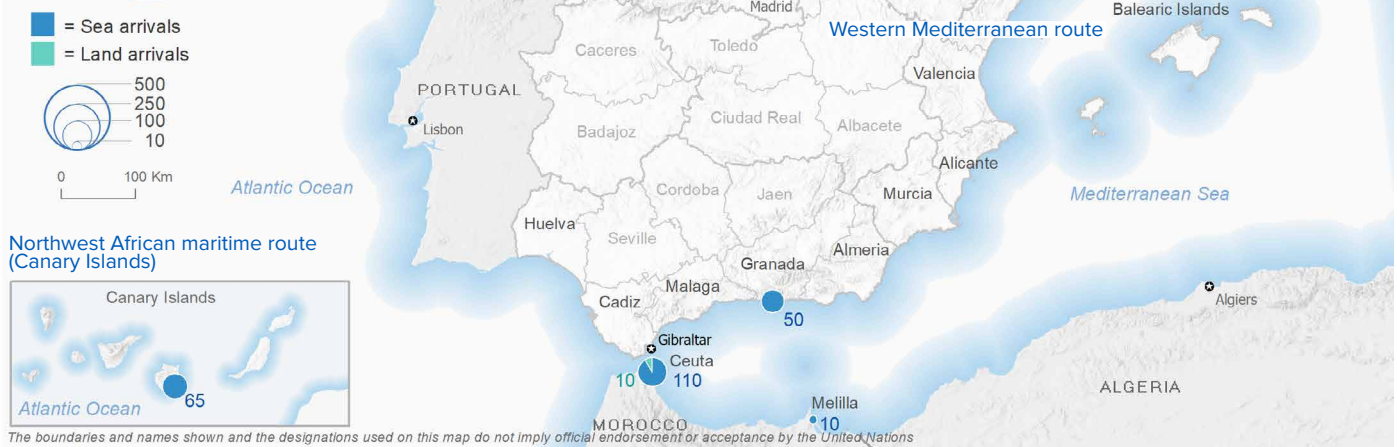


SPAIN Weekly snapshot - Week 10 (4 - 10 Mar 2024)

The charts below are based on figures from the Ministry of Interior and UNHCR estimates. All figures are provisional and subject to change

Refugees & migrants: sea and land arrivals in week 10¹



Arrivals in Spain

14,700
 Arrivals as of 10 Mar 2024²
+310%
 Dif. 2023

14,604
 Sea Arrivals²
 Dif. 2023: +320%

96
 Land Arrivals²
 Dif. 2023: -9%

246
 Arrivals Week 10¹
 Dif. last week: -19%
 Dif. 2023: -6%

Western Mediterranean

2,483
 Arrivals as of 10 Mar 2024²
+56%
 Dif. 2023

2,387
 Sea Arrivals²
 Dif. 2023: +60%

96
 Land Arrivals²
 Dif. 2023: -9%

182
 Arrivals Week 10¹
 Dif. last week: -30%
 Dif. 2023: -3%

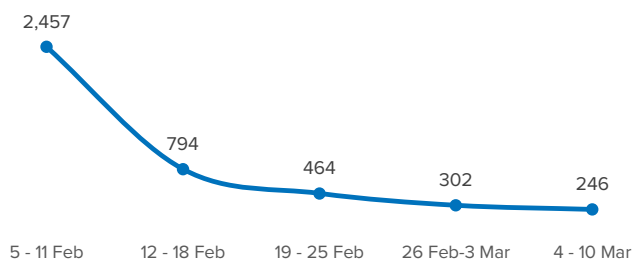
Northwest African maritime (Canary Islands)

12,217
 Arrivals as of 10 Mar 2024²
+514%
 Dif. 2023

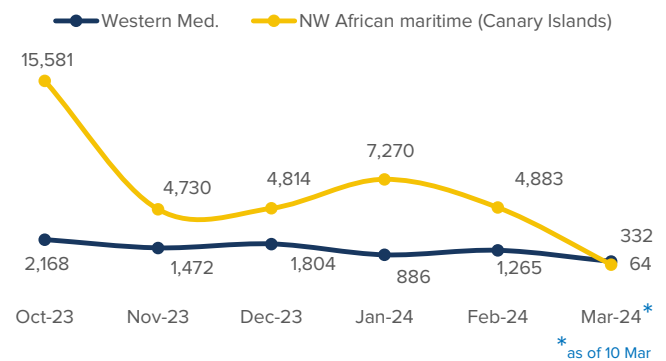
12,217
 Sea Arrivals²
 Dif. 2023: +514%

64
 Arrivals Week 10¹
 Dif. last week: +49%
 Dif. 2023: -14%

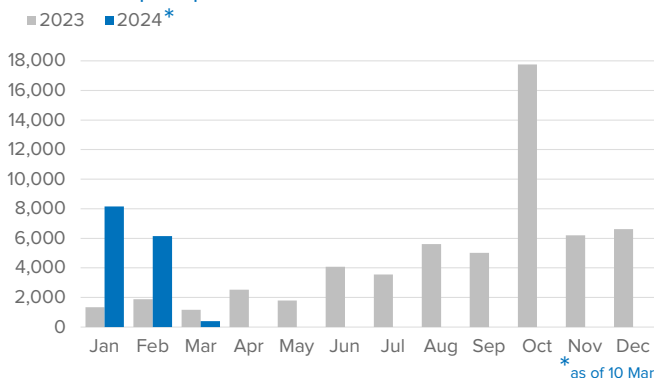
Arrivals in Spain during the last five weeks¹



Arrivals in Spain by route during the last six months²



Arrivals in Spain per month²



Arrivals in Spain per year²

