Inter-Agency Coordination Türkiye

BASIC NEEDS WORKING GROUP

NATIONAL MEETING

GAZİANTEP, ANKARA, ISTANBUL, IZMIR

JANUARY 27, 2023

Agenda

1. Welcome & Introductions (15 min)
2. Review Action Points & Announcements (IA, 10 min)
3. Present Sector Achievements in 2022 (IM, 10 min)
4. Program Updates (20 min)
    a. ESSN & C-ESSN Program Updates (IFRC/TRC, 10 min)
    b. Program updates (10 min)
5. Market Review (IA, 10 min)

    Break (10 mins)

6. Basic Needs Highlights from IAPNA Round 6 (IA, 10 min)
7. Sector Priorities in 2023 (IA/IM, 50 min)
    a. Introductory joint session (10 min)
    b. Regional break-outs (40 mins)

Welcome & Introductions

Buca Belediyesi	Red Umbrella
Doctors of the World	Save the Children
EKSİ25	SEVKAR
El Bir Derneği	SGDD-ASAM
GIZ	Syrian American Medical Society
HRDF	TRC
ICMC	Tzu Chi İyilik Vakfı
IFRC	UNDP
IOM	UNFPA
Islamic Relief Türkiye	UNHCR
İKGV	UNICEF
İzmir Büyükşehir Belediyesi	WALD
Kadın Koalisyonu	WATAN
MAAN	WHH
MSYD	World Bank
Positive Living Association	WVI

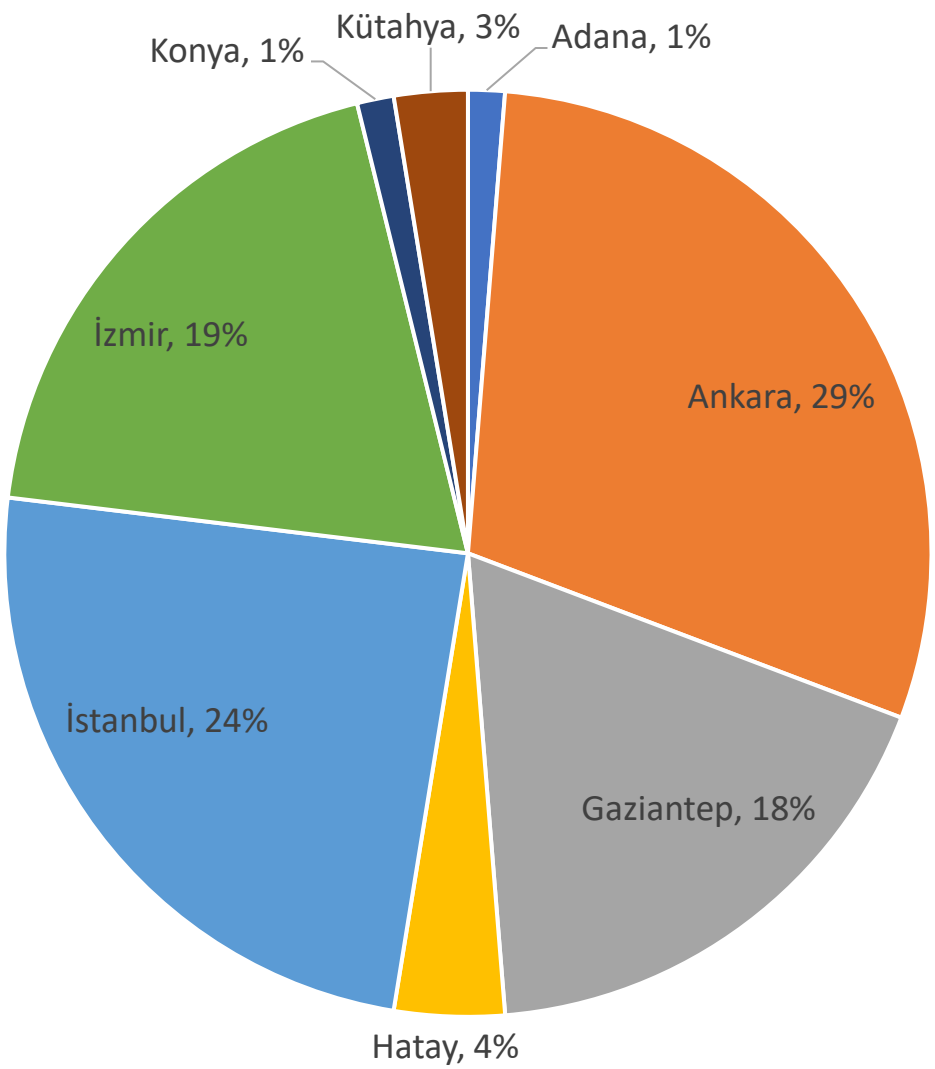

Review Action Points / Announcements

Action Points	Progress
IA to disseminate working group performance survey.	As of today
Members to report on CBI Mapping until January 9, 2023	Completed
Members to share inputs for 2023 priorities and planning.	-
Members providing winterisation support to update 4W Form	-
IA to share Winterisation SOP and ToR with members	-

Ground Rules

Interact

Share

Own

Be here or be elsewhere

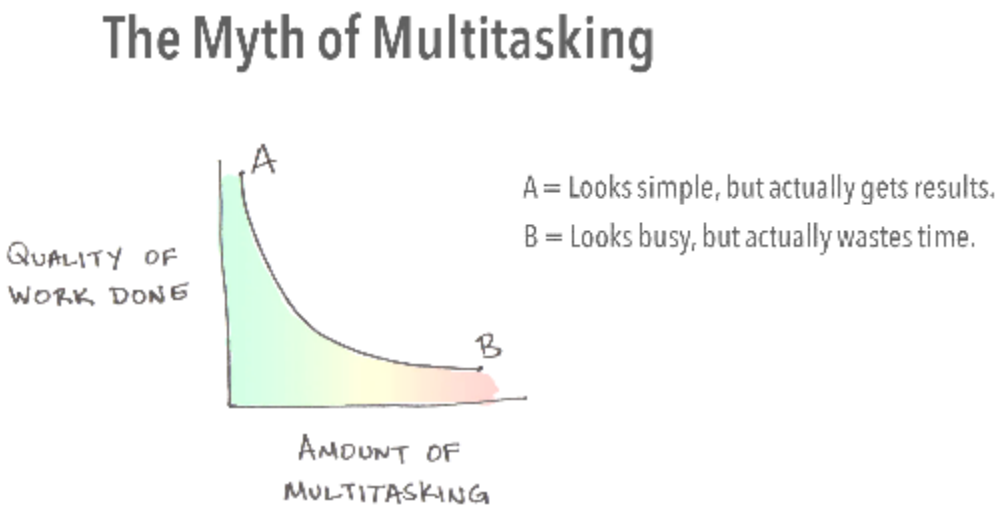

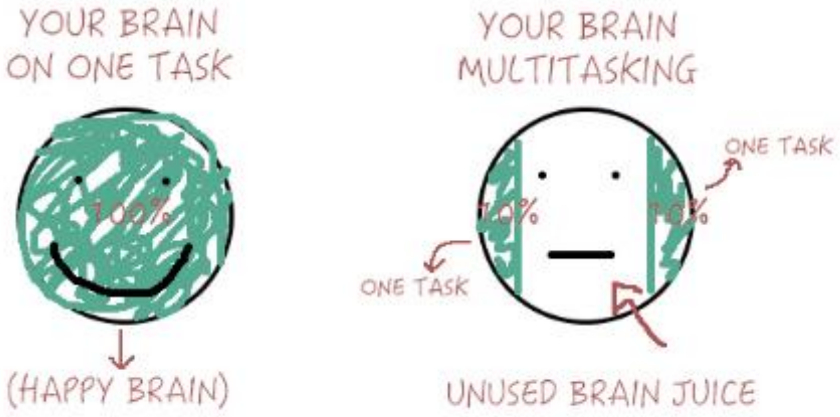

Türkiye: Basic Needs Sector Dashboard – December 2022

Basic Needs Beneficiaries Reached by Province

Breakdown by Gender

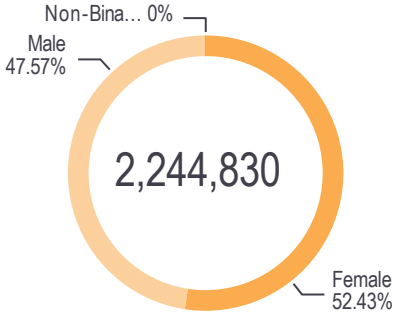

Breakdown by Age

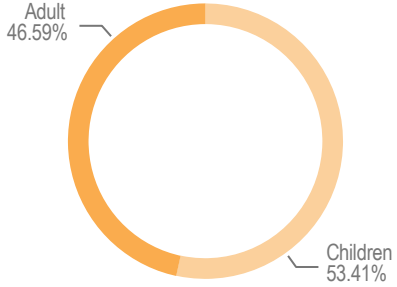

Breakdown by Nationality

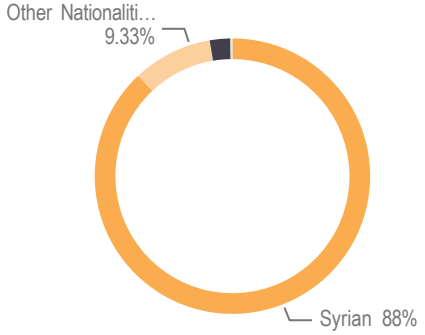

Monthly Progress

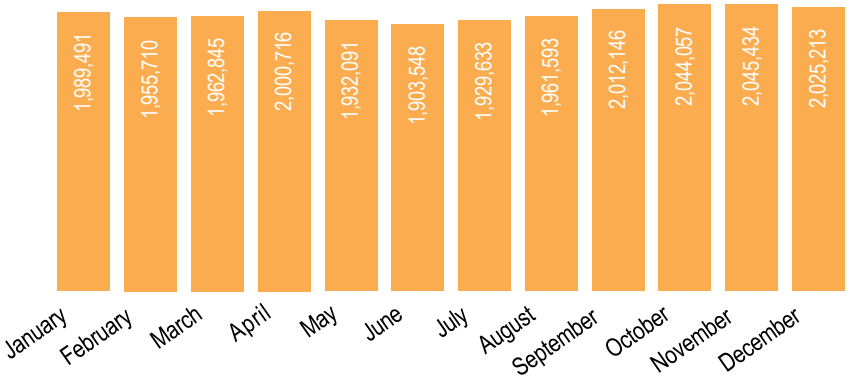

PROGRESS AGAINST THE TARGETS

33,053
1.1.1 # of persons benefitting from access to adequate shelter solutions
90%

1,905,942
1.2.1 # of persons benefitting from cash-based interventions
16% 84%

205,073
1.3.1 # of persons benefitting from gender-appropriate hygiene, dig... sanitary items
49% 51%

0
1.5.2 # of individuals received counselling/awareness raising on transition from basic needs support
100%

0
1.1.2 # of persons benefitting from transportation services
100%

11,506
1.2.2 # of persons benefitting from CRI
98%

3,928
1.3.2 # of individuals participatin... hygiene awareness sessions
30% 70%

75,821
1.2.3 # of individuals receiving in... or cash food assistance
44% 56%

1,483
1.3.3 # of persons receiving assi... to conduct household WASH rehabilitation
42% 58%

Appeal: All

Partner Type: All

Partner Full Name: All

Supporting Agencies

ASAM | ATAA Relief | CARE Internat... | Charity and So... | IFRC/TRC | IOM | TRC | UNFPA | UNHCR | UNWomen | WFP | WHH

Legend: % of 3RP Progress | % of Gap against 3RP Targets

3RP Appeal 2023+/**Basic Needs/Objective 1**

$84.93M
Total Appealed Budget

19
Total Organizations Appealed

Appeal Year

2023	2024	2025

Organizations/+Name of the Project	2023
UNHCR	$32,695,598.13
IOM	$25,125,000.00
IHH	$6,550,000.00
Hasene	$6,000,000.00
Qatar Charity	$3,000,000.00
ASAM	$2,820,262.01
Tzu Chi İyilik Vakfı	$2,350,000.00
IRW	$1,840,000.00
UNICEF	$1,350,000.00
CARE International	$760,000.00
WHH	$742,000.00
World Vision	$635,625.00
EL-BIR	$300,000.00
SEVKAR	$300,000.00
UNFPA	$299,000.00
AHCSA	$85,000.00
Genc Hayat	$30,000.00
Eksi 25	$26,000.00
Samsun Engelliler Federasyonu	$17,500.00
Total	$84,925,985.14

Targeted Provinces

Appeal Year	2023	
Indicator	Target	Budget
1.1.1# of individuals receiving assistance for shelter upgrades or WASH rehabilitation	19,040	$4,722,000.00
1.2.1# of individuals benefitting from cash-based interventions	971,175	$40,522,406.40
1.2.2# of individuals benefitting from Core Relief Items	96,274	$13,166,149.62
1.2.3# of individuals receiving in-kind or cash food assistance	410,964	$17,494,427.65
1.2.4# of persons benefitting from gender-appropriate hygiene, dignity or sanitary items	377,374	$8,262,876.47
1.3.1# of individuals received counselling/awareness raising on transition from basic needs support to livelihood opportunities	35,865	$758,125.00

3RP Appeal 2023+/**Basic Needs/Objective 2**

$47.05M
Total Appealed Budget

6
Total Organizations Appealed

Appeal Year

2023	2024	2025

Organizations/+Name of the Project	2023
UNDP	$31,500,000.
IOM	$12,000,000.
UNICEF	$2,000,000.
SALAR - RESLOG	$1,327,104.
CARE International	$180,000.
WHH	$47,000.
Total	$47,054,104.

Targeted Provinces

Appeal Year Indicator	2023 Target	Budget
2.1.1# of municipalities benefitting from technical support for strengthened strategic planning, management, and preparedness capacities to enable inclusive basic service delivery.	86	$7,106,604.00
2.1.2# of municipal infrastructures newly established, rehabilitated or equipped to expand capacity for service delivery	68	$35,947,500.00
2.1.3# of public institutions benefitting from technical support for strengthened strategic planning, management capacities to enable inclusive basic service delivery.	20	$4,000,000.00

2022 3RP Reporting Guidance

Basic Needs | Education | Food Security and Agric... | Health | Livelihoods | Protection

Search indicator by keyword

Search

Indicator List

Code	Indicator Name
BN111	1.1.1 # of persons benefitting from access to adequate shelter solutions
BN112	1.1.2 # of persons benefitting from transportation services
BN121	1.2.1 # of individuals benefitting from cash-based interventions
BN122	1.2.2 # of persons benefitting from CRI
BN123	1.2.3 # of individuals receiving in-kind or cash food assistance
BN131	1.3.1 # of persons benefitting from gender-appropriate hygiene, dignity or sanitary items
BN132	1.3.2 # of individuals participating in hygiene awareness sessions
BN133	1.3.3 # of persons receiving assistance to conduct household WASH rehabilitation
BN141	1.4.1 # of provinces with access to adequate contingency stock in line with Government planning
BN151	1.5.1 Mechanism for referral and transition of refugees and host communities to livelihoods opportunities is operational
BN152	1.5.2 # of individuals received counselling/awareness raising on transition from basic needs support to livelihood opportunities
BN211	2.1.1 # of municipalities with strengthened capacities for basic needs service delivery
BN212	2.1.2 # of municipal infrastructures newly established to expand capacity for service delivery
BN213	2.1.3 # of public institutions with strengthened capacities for basic needs service delivery
BN221	2.2.1 # of individuals received awareness raising/training on zero waste, recycling and water conservation
BN231	2.3.1 Inter-agency cross-check mechanism established
BN232	2.3.2 # of Partners' staff member received capacity development training for using the cross-check mechanisms
BN233	2.3.3 # of individuals cross-checked through the mechanism by partners to prevent duplication of assistance
BNM121	1.2.1 # of persons benefitting from cash-based interventions (monthly)
BNO121	1.2.1 # of persons benefitting from cash-based interventions (one-off)

Database/Form Name

Turkey - Inter-Sector Refugee Response Monitoring Database/Basic Needs Objective 1

Numerator

of persons [benefiting from the shelter intervention]

Disaggregation

Gender, Age, Context, Nationality

Guidance

Data source and collection methods:
The primary data source for this indicator is Activity Info
Reporting and Implementing Agencies should keep beneficiary lists and report the number beneficiaries into activity info.

Reporting:
Number of beneficiaries are reported when beneficiaries have received cash (i..e. when the cash is handed to the individual/uploaded on the cash-card) or contractors have been paid complete rehabilitation/household upgrade work.

Reporting cycle
Reporting to be done on a monthly basis in activity.info

Definitions

Below are a number of definitions for terms related to the indicators, which are important t understand the scope of the indicator and its measurement:
• Shelter solutions refers to all interventions aimed to facilitate ability of refugees to live in adequate shelter conditions. These interventions include cash-for-shelter, rental cash assistance aiming to respond directly to shelter needs, and shelter kits for rehabilitation of sub-standard shelter.

Linked indicators (if any)

KIZILAYKART
PROGRAMLARI

Kizilaykart Platform Updates

Basic Needs Joint Meeting

January 2023

Public

Agenda

- Latest Figures(ESSN)
- C-ESSN Project

Emergency Social Safety Net Updates (ESSN)

TÜRK KIZILAY

IFRC

ESSN Update: 2023

ESSN program Payment-top up.

- Monthly payment of **230** tl per person
- Top up: Quarterly

Interval	Amount
1-4	**600 tl**
5-8	**300 tl**
9 and over	**100 tl**

ESSN Targeting and Payment Update

- As of February, the monthly payment will be **300** tl
- All men between **30 – 33** years of age will be removed from the payment calculation at the household level. The group will be included in the demographic criteria calculation but not included in the payment list.
- All male individuals aged between **18-59** in the household will be included in the demographic criteria calculation, but a single payment will be made by counting them as one person.

Payment Cycle: December-2022

TURKEY

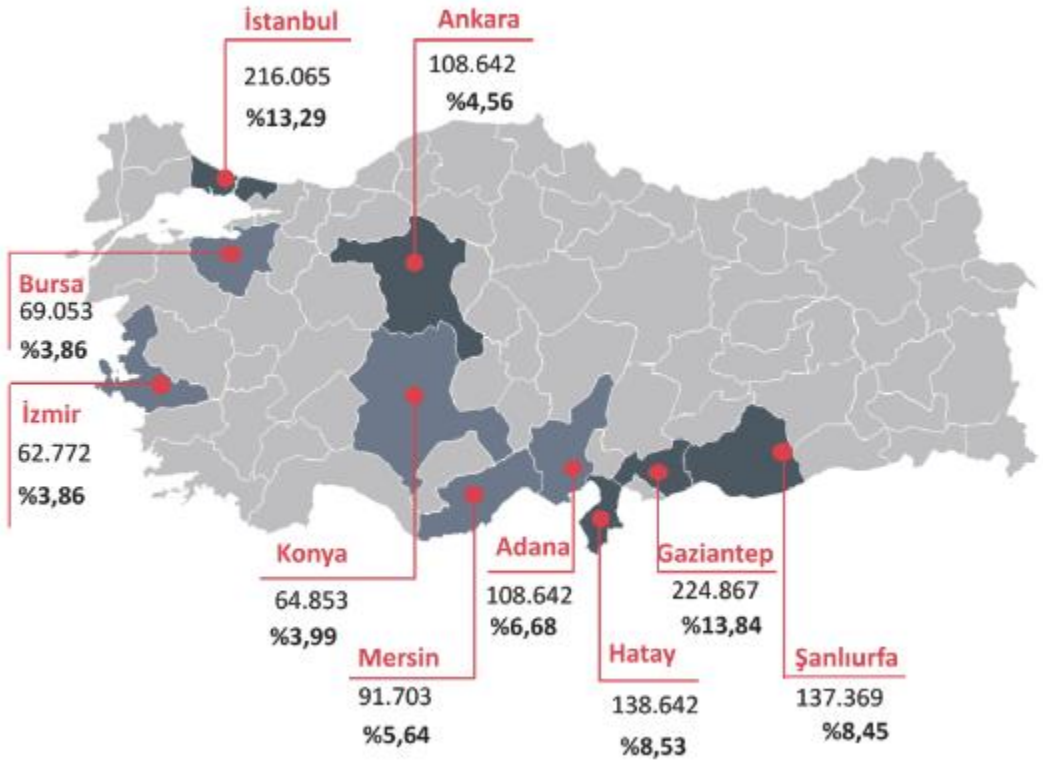

Monthly Assistance	**374 Million TL**
Total Assistance (Dec. 2016-December 2022)	**17 Billion TL**
Total Recipients January-2023	**1.635.950 Indiv./279.475 HH**
Recipients via SASF Discretionary Allowance	**35,373 Indiv.**

We reached 3 million Applications.

Application and Card Distribution Figure: December-2022

TURKİYE

Applcation Figures as of December 2022

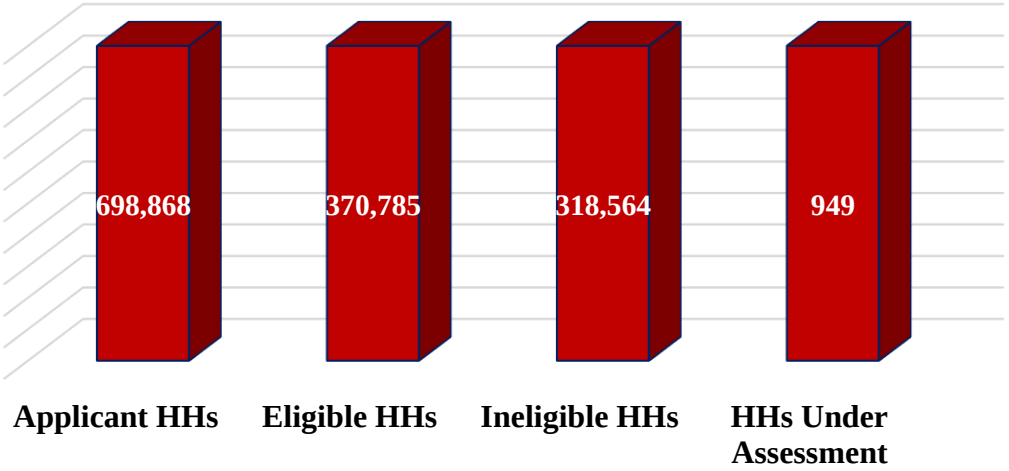

Card Distribution Figure

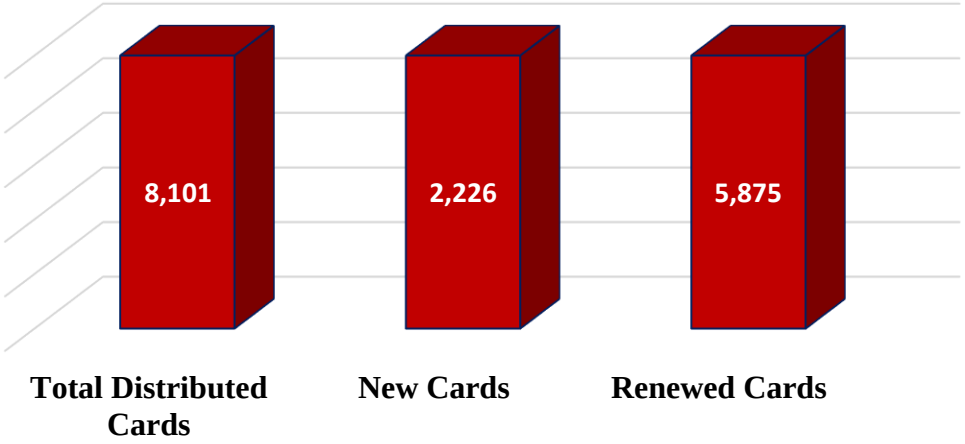

Demographic Breakdown: December-2022

Gender Breakdown

Female
50,36%

Male
49,64%

Age Group Breakdown

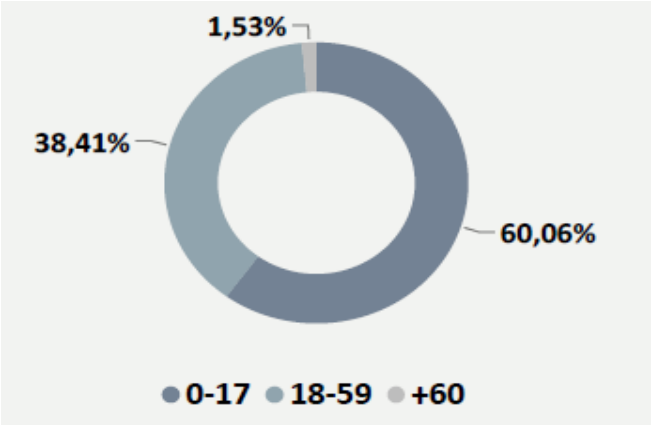

Top 4 Nationalities Breakdown

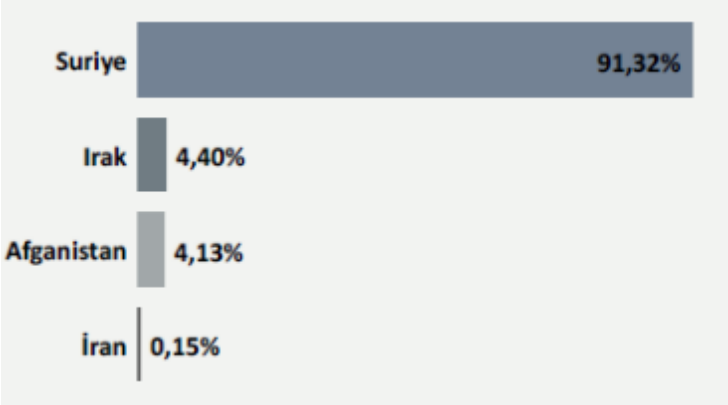

Application and Beneficiaries Figure

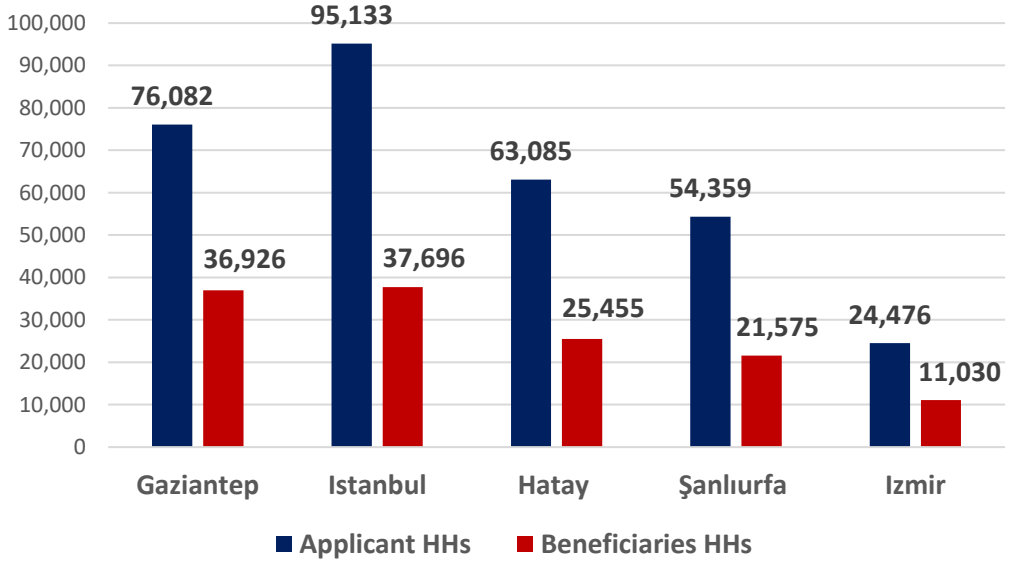

Complementary-ESSN Updates (C-ESSN)

This project is funded by the European Union.
Bu proje Avrupa Birliği tarafından finanse edilmektedir.
هذا المشروع تم تمويله من قبل الاتحاد الأوروبي

TÜRK KIZILAY

C-ESSN Project Updates

Number of People Receiving Regular Cash Assistance

386.497 Individuals

89.506 Households

*Within the scope of the C-ESSN Project, the **first payment** was made on **31 July 2021**.

Top Ten Provinces with Highest Number of Individuals Receiving Regular Assistance

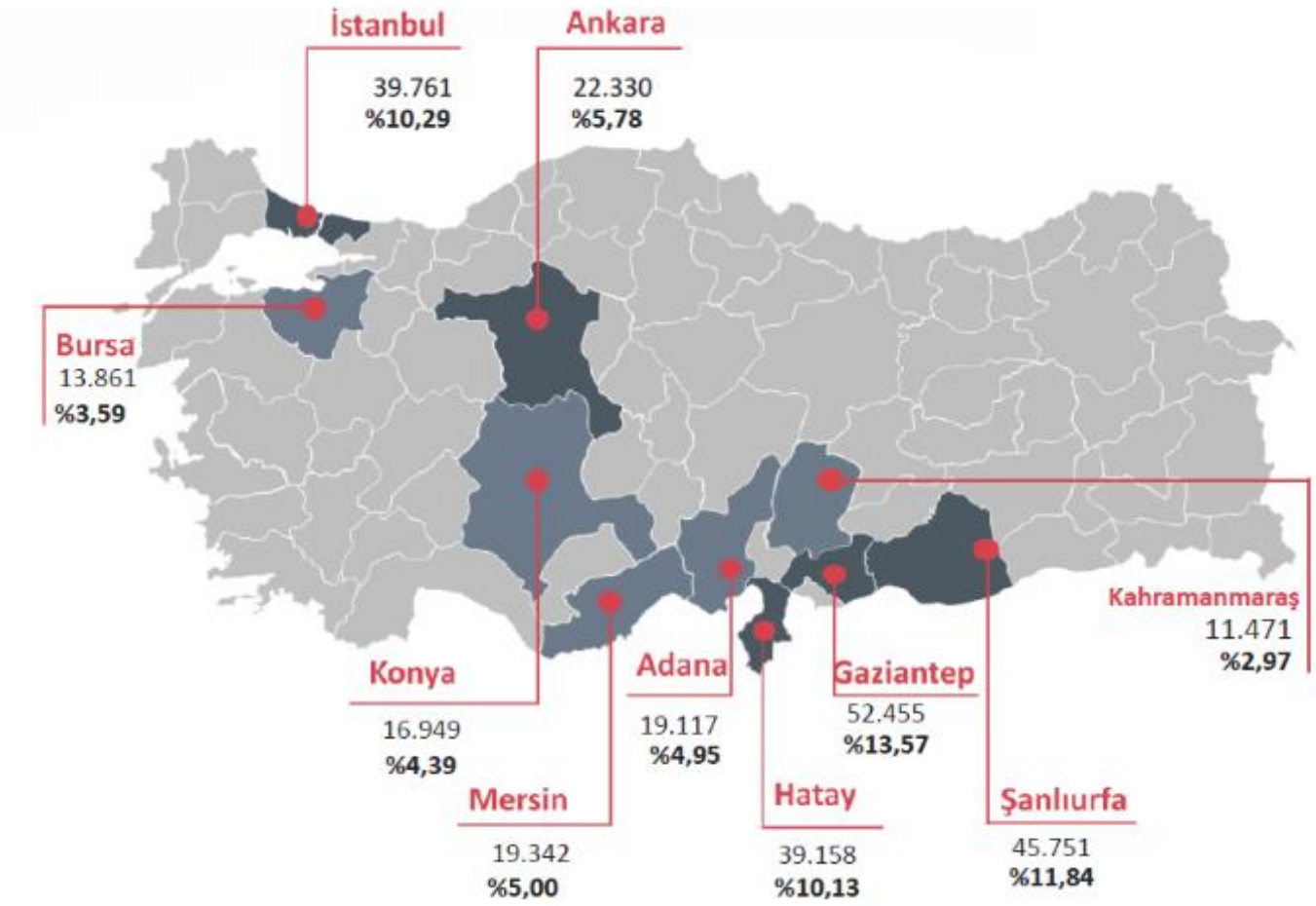

C-ESSN Project Updates- Türkiye- December 2022

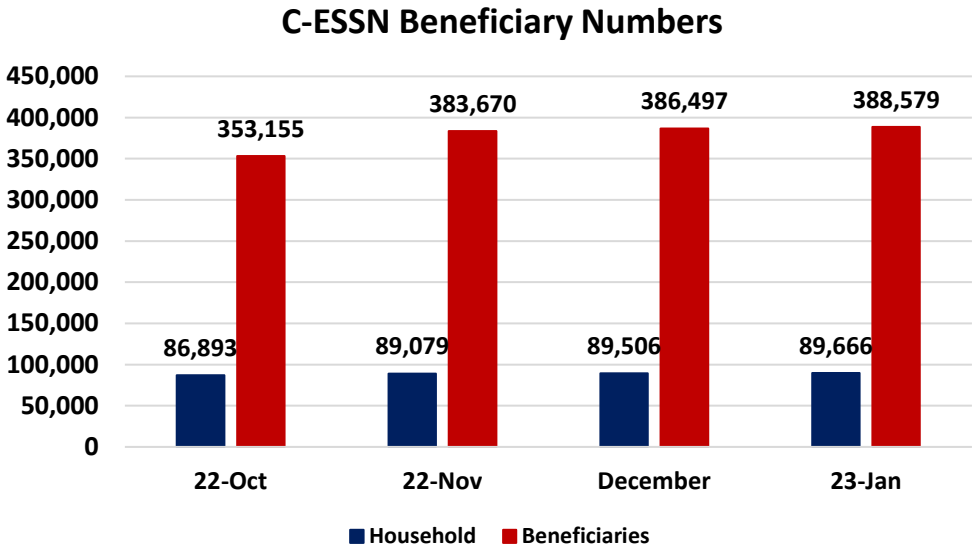

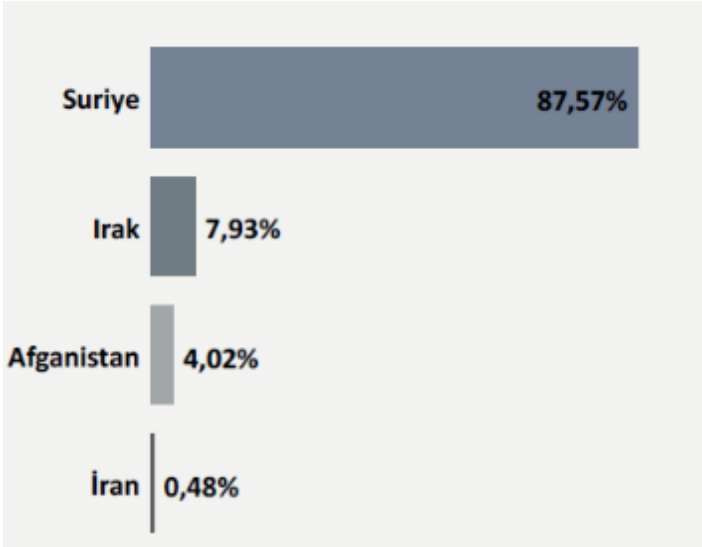

Female
54,66%

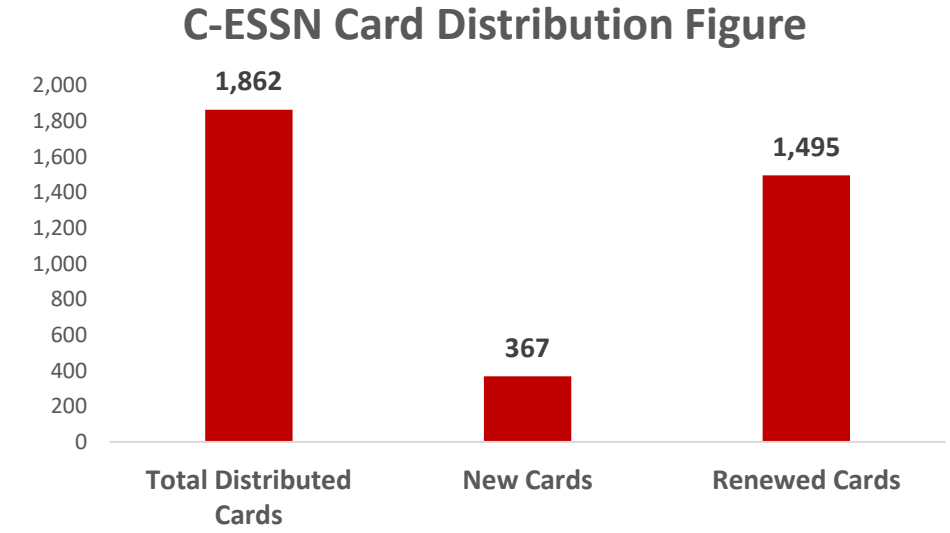

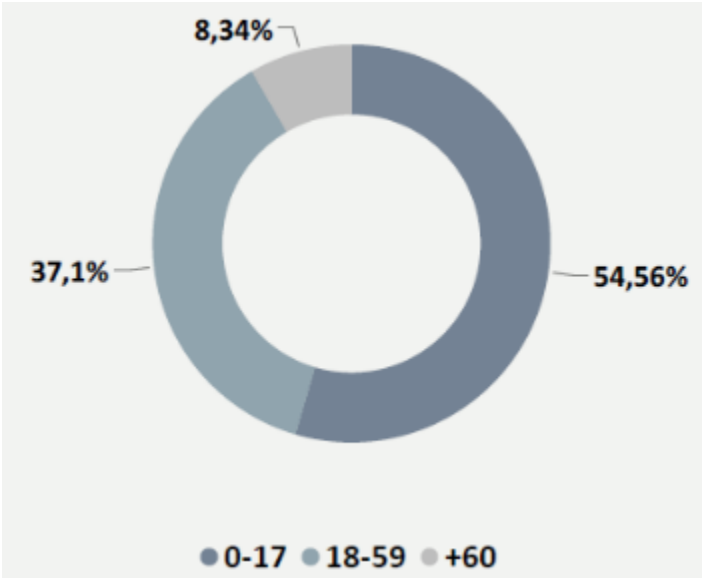

Male
45,34%

Public

C-ESSN Project Updates- Main Five Provinces December 2022

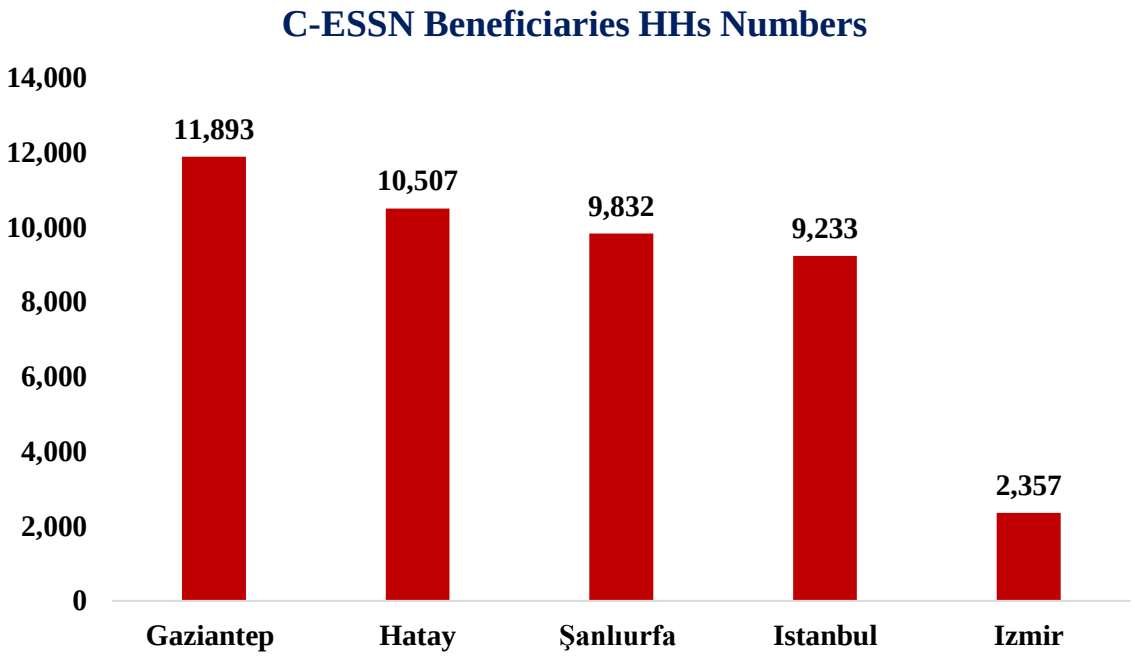

Severe Disability Payments

The Severely Disabled Assistance, which has been in effect since August 2018, aims to support households with severely disabled individuals to meet their basic needs.

Severely Disabled Assistance is provided as **800 TL** per month for each severely disabled person in the household, in addition to monthly **C-ESSN** payments.

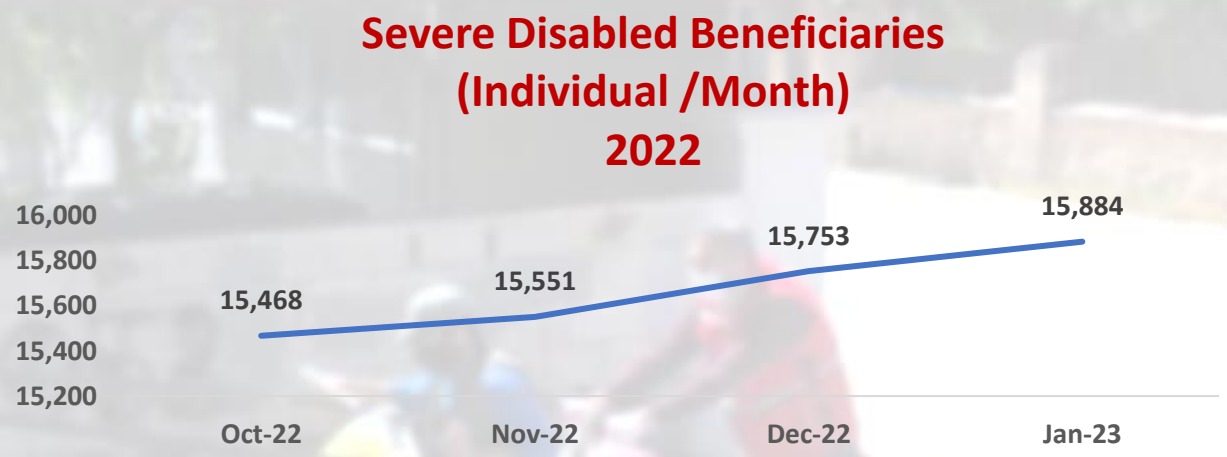

Contact Us

THANK YOU - ANY QUESTIONS?

TK_ProgramKoordinasyonIsbirligi@kizilay.org.tr

ESSN ACCESS ISSUES
kizilaykartdiserisim@kizilay.org.tr

KIZILAY KART PLATFORM INFORMATION EXCHANGE MECHANISM
ESSN Data Check: essndatacheck@kizilay.org.tr

Coordination Business
Ayman Sallawy Alhalb: ayman.alhalb@kizilay.org.tr *(Focal point)*
Halil SAPAN Halil.SAPAN@ifrc.org (*Ankara*)

IFRC

TÜRK KIZILAY

KIZILAYKART PROGRAMLARI

Inter-Agency Coordination Türkiye

Program Updates

- New programs/ending programs in 2023
- Winterisation TF Updates

Market Review

- GDP: Percentage Change
- Unemployment Rates
- Consumer Prices Annual Percentage Change
- MEB (IFRC, WFP)

  Source: All data is based on TUIK

- Conclusion

GDP: Percentage Change

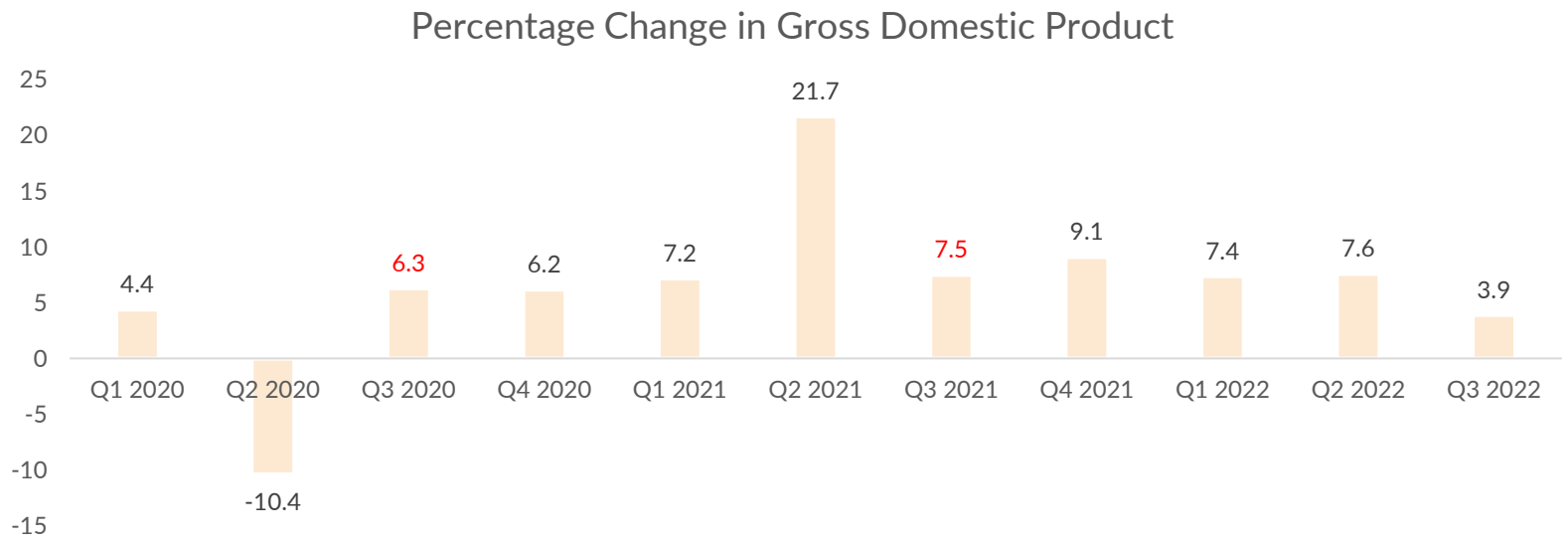

- Percentage change is compared to same period in previous year
- Construction sector continued to shrink
- Agriculture marked slight recovery.
- Recovery in manufacturing and service sectors lost momentum.

	Q1 2020	Q2 2020	Q3 2020	Q4 2020	Q1 2021	Q2 2021	Q3 2021	Q4 2021	Q1 2022	Q2 2022	Q3 2022
GDP (purchaser's price)	**4.4**	**-10.4**	**6.3**	**6.2**	**7.2**	**21.7**	**7.5**	**9.1**	**7.4**	**7.6**	**3.9**
Agriculture	3.1	5.4	6.7	5.5	8.7	2.3	-6.6	3.3	0.9	-2.9	1.1
Manufacturing	8.2	-17.7	9.4	12.4	12.4	43.4	9.2	11.3	7.6	9.2	1.7
Construction	-5.1	-5.4	3.2	-15.0	3.3	3.1	-5.9	-3.9	-7.2	-9.9	-14.1
Services	1.2	-26.7	-1.8	2.9	6.0	**45.8**	21.4	16.7	14.9	18.2	6.9

Gross domestic product in chain linked volume, index and percentage change, by kind of economic activity A10 level, Quarter III: July-September, 2022 (t2)

Unemployment Rates

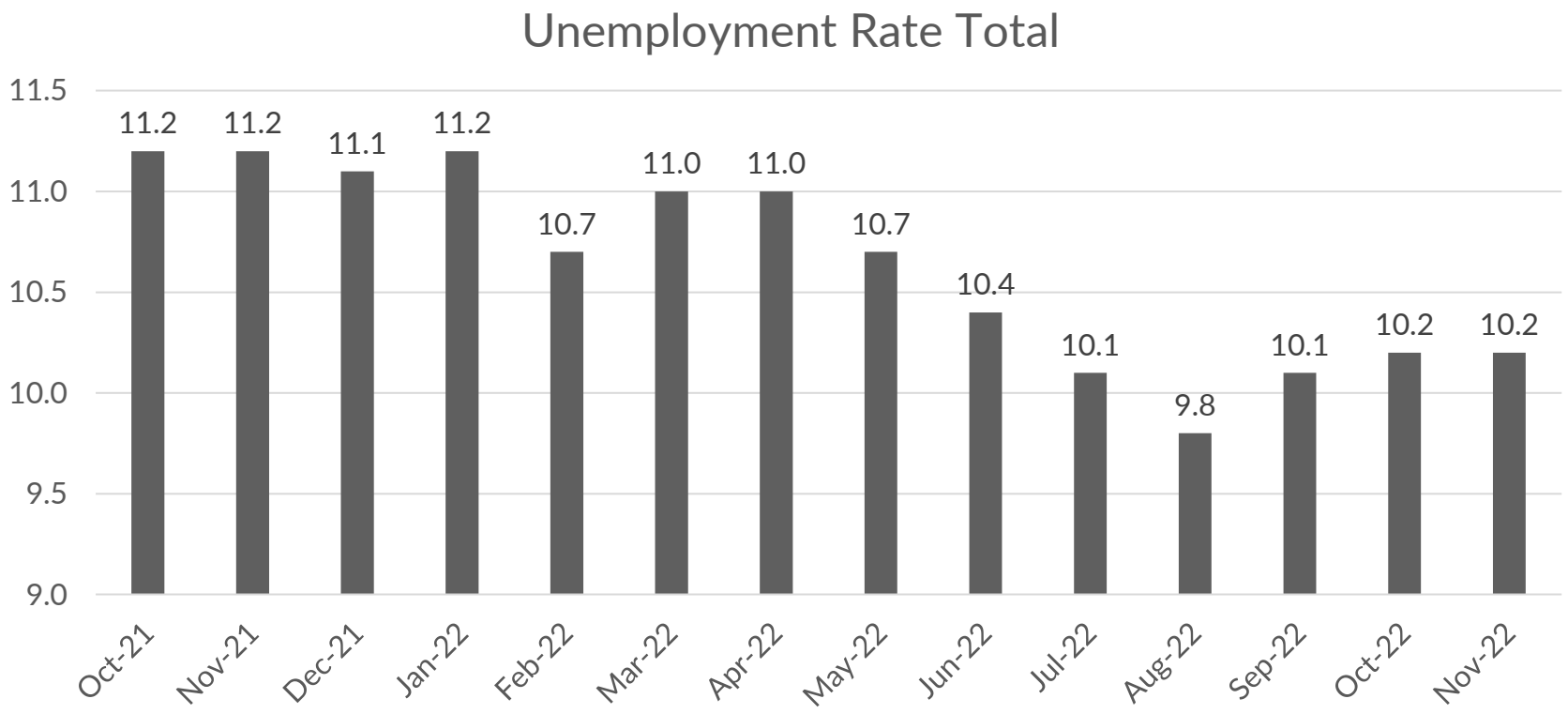

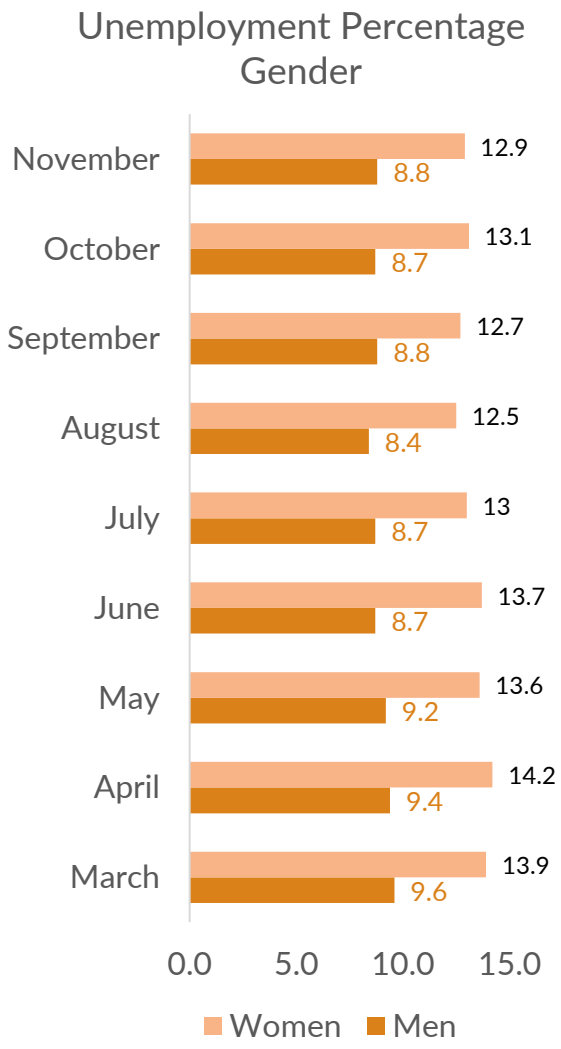

- Total unemployment rate remains around 10 percent.
- Unemployment in women remained higer than male, 13.9 percent.
- Total unemployment in 15-24 age group is 17.8 percent, men and women being 14.4 and 23.9 respectively.

Consumer Prices Annual Percentage Change

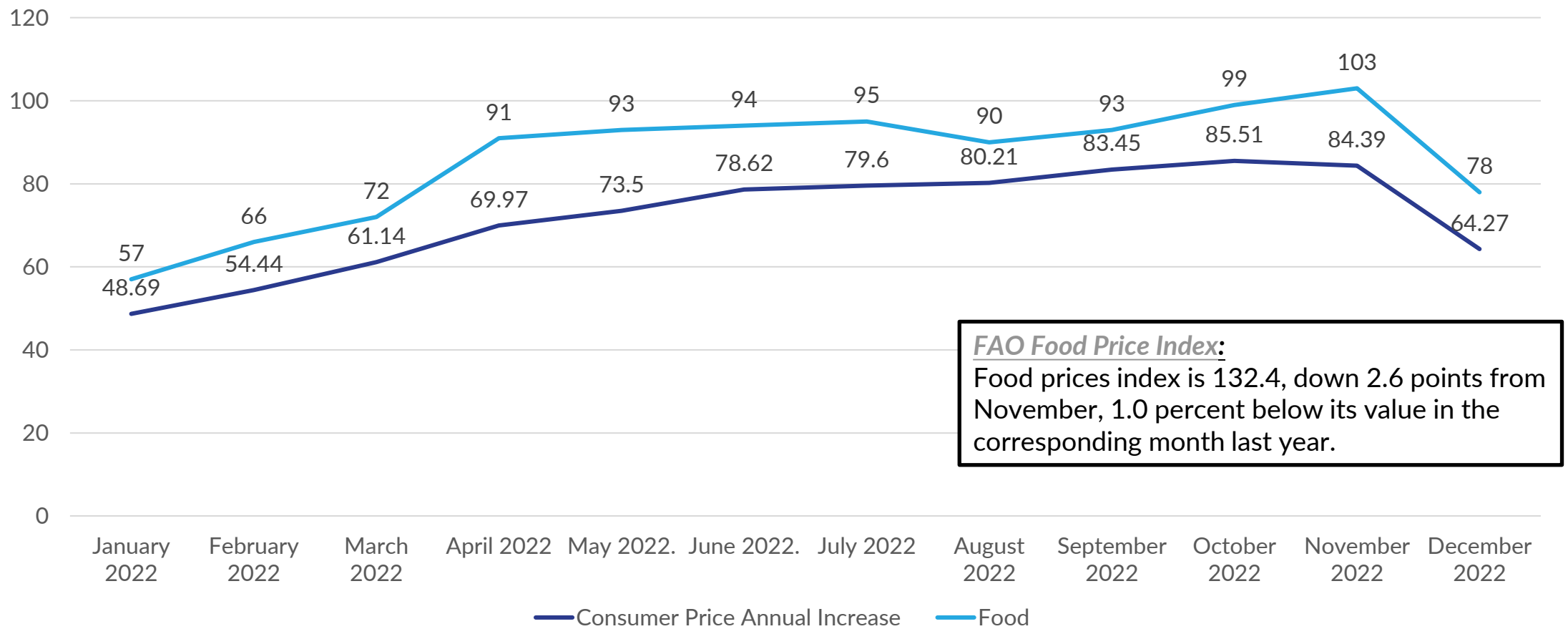

FAO Food Price Index:
Food prices index is 132.4, down 2.6 points from November, 1.0 percent below its value in the corresponding month last year.

WFP Miniumum Expenditure Basket, September 2022

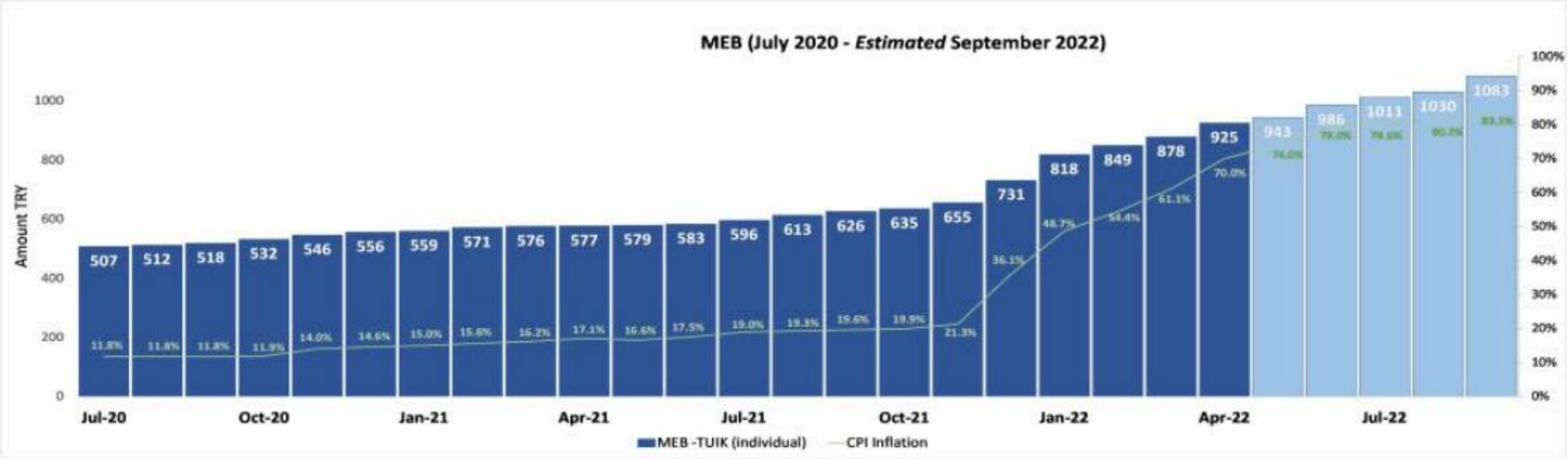

- The Minimum Expenditure Basket (MEB)1 cost is estimated to be **TRY 1,083** per person per month as of September 2022, representing an increase of **73 percent** from TRY 626 in September 2021.
- For a household of 6, MEB is TRY 6498 September 2022.
- As of September 2022, the inflation rate is **83.5 percent** and the food inflation rate is **93.1 percent**.

IFRC

https://go.ifrc.org/countries/174#additional

This Minimum Expenditure Basket (MEB) is tailored for ESSN target group

FOOD
Rice, flour, bread, milk, cheese, eggs, cooking oil, vegetables, sugar, salt, tea

EDUCATION
Notebook and stationery

RENT
Actual rent

UTILITIES
Water, Electricity, and gas

TRANSPORT
Bus and train costs

HEALTH
Medicine and medical bills

COMMUNICATION
Calls, SMS, Internet

NON FOOD ITEMS
Detergents and hygiene items

MEB Distribution by Component

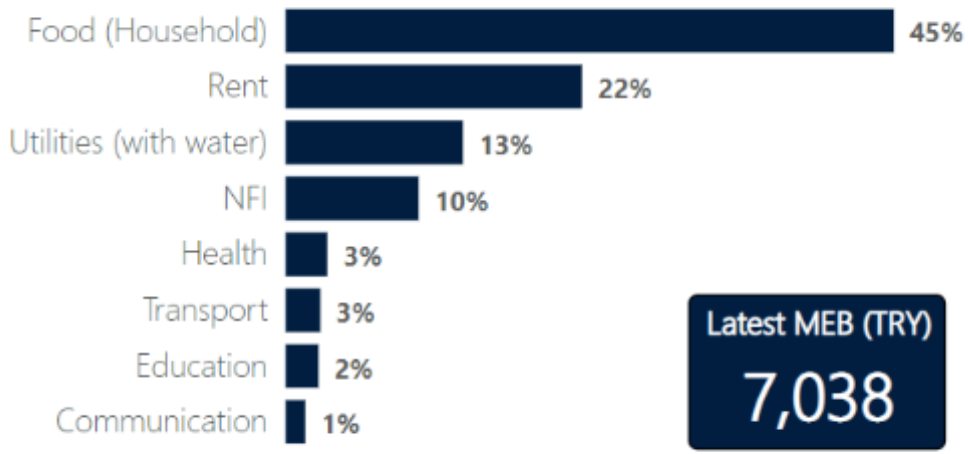

Refugee household MEB and ESSN Contribution (TRY)

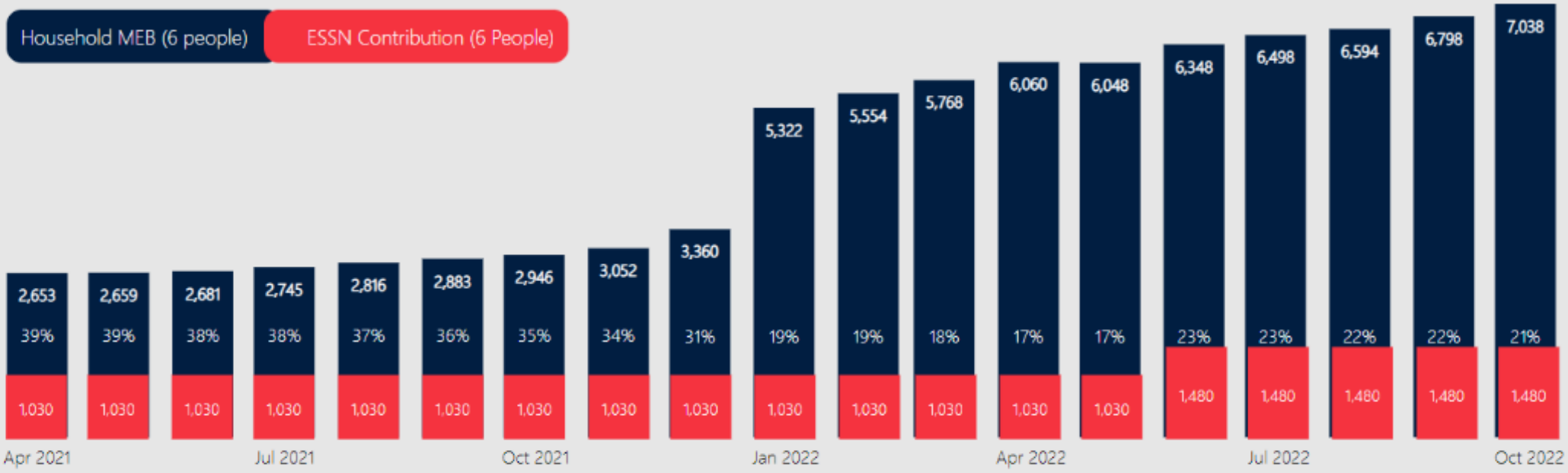

April 2020 to March 2021 transfer value TRY 120. * April 2021 to May 2022 value TRY 155 * June 2022 to now value TRY 230 * Quarterly top per household of 6 people is TRY 300

Click here for MEB Dashboard

Cost of Sample Dry Food Basket

- When people are fully dependent on food assistance, WFP provides **2,100 calories per person**. https://www.wfp.org/wfp-food-basket
- *There is no one-size-fits-all standard, but it recommended to cover at least 75 percent calories needed per person.*
- Example monthly food basket for family of 6: Prices based on retail stores in Ankara, Türkiye (accessed through web on 20.01.2023)

#	Commodities	Kg	Packaging	No of calories per day	Quantity per day	Pack	Price	Indv. Cost (100%)
1	Rice	4,00	4 x 1 kg pp bag	460	133g	4	₺ 31.90	₺ 127.60
2	Bulgur	1,50	3x 0.5 Kg PP bag	172	50g	3	₺ 14.90	₺ 44.70
3	Brown Lentils	4,00	4 x 1 Kg PP Bag	155	133g	4	₺ 26.50	₺ 106.00
4	Red Lentils	4,00	4 x 1 Kg PP Bag	155	133g	4	₺ 22.50	₺ 90.00
5	Dried Chickpeas	4,00	4x1 kg pp bag	484	133g	4	₺ 29.75	₺ 119.00
6	Sunflower Oil	1,00	1x 1 Liter bottle	221	25g	1	₺ 48.50	₺ 48.50
7	Tomato Paste	1,60	2 x 0.83 kg metal can	46	55g	2	₺ 34.50	₺ 69.00
8	Sugar	1,50	3x 0.5kg packets	193	50g	3	₺ 13.00	₺ 39.00
9	Salt	0.5	1x 0.5 Kg PP bag	0	5g	1	₺ 16.90	₺ 16.90
10	Tea	0.15	1x 200 g pkt	6	6g	1	₺ 21.45	₺ 21.45
11	Pasta	3,00	6 x 0.50 kg PP bag	131	100g	6	₺ 10.90	₺ 65.40
12	Beans	1,50	3x0.5kg pp bag	77	50g	3	₺ 17.75	₺ 53.25
				2100				₺ 800.8

Monthly Food Cost of a Household of 6 (100%)
₺ 4,804

Monthly Food Cost of a Household of 6 (75%)
₺ 3,603

- Cost of food for a household increased from TRY 619.95 per person (18 June 2022) to TRY 800.8 in January 2023, **marking a 29 percent increase.**

Basic Needs: Current Situation

Highlights from Market Review

- New line of expenditures emerges; education, health.
- Sectors that refugees land in jobs easily -such as agriculture and construction- are facing challenges.
- Unemployment impact women more significantly.
- Affordable housing become more challenging; shelter situation.

Current programs provide significant support to millions; however, gaps remain for many vulnerable households.

In Türkiye context, sector identifies need for cash assistance in short term and self-reliance solutions in medium and long term.

Sector Priorities in 2023

www.menti.com

8528 8055

Basic Needs Highlights from IAPNA Round 6

INTER-AGENCY PROTECTION NEEDS ASSESSMENT

ROUND 6
SEPTEMBER 2022

ARSA, CARE, Concern, DRC, Dünya Evimiz, El-Bir, GOAL, Gökkuşağı Derneği, Himaye, HRDF, IBC, IDA, IOM, Malatya Şam Derneği, SENED, SEVKAR, SGDD-ASAM, SGYD, STL, UGDD, WALD, WHH.

Across groups, **50% respondents confirm receiving assistance, in the form of cash and/or in kind**. 86% confirm receiving only cash.

Only 3% of respondents indicate the assistance they receive fully meets their needs, while 44% express the assistance does not meet their needs.

90% of respondents report that they are not able to fully meet their basic needs and monthly expenses.

Main costs and expenditures that cannot be covered include rent/housing (73%), food (59%) and utilities (39%).

Basic Needs Highlights from IAPNA Round 6

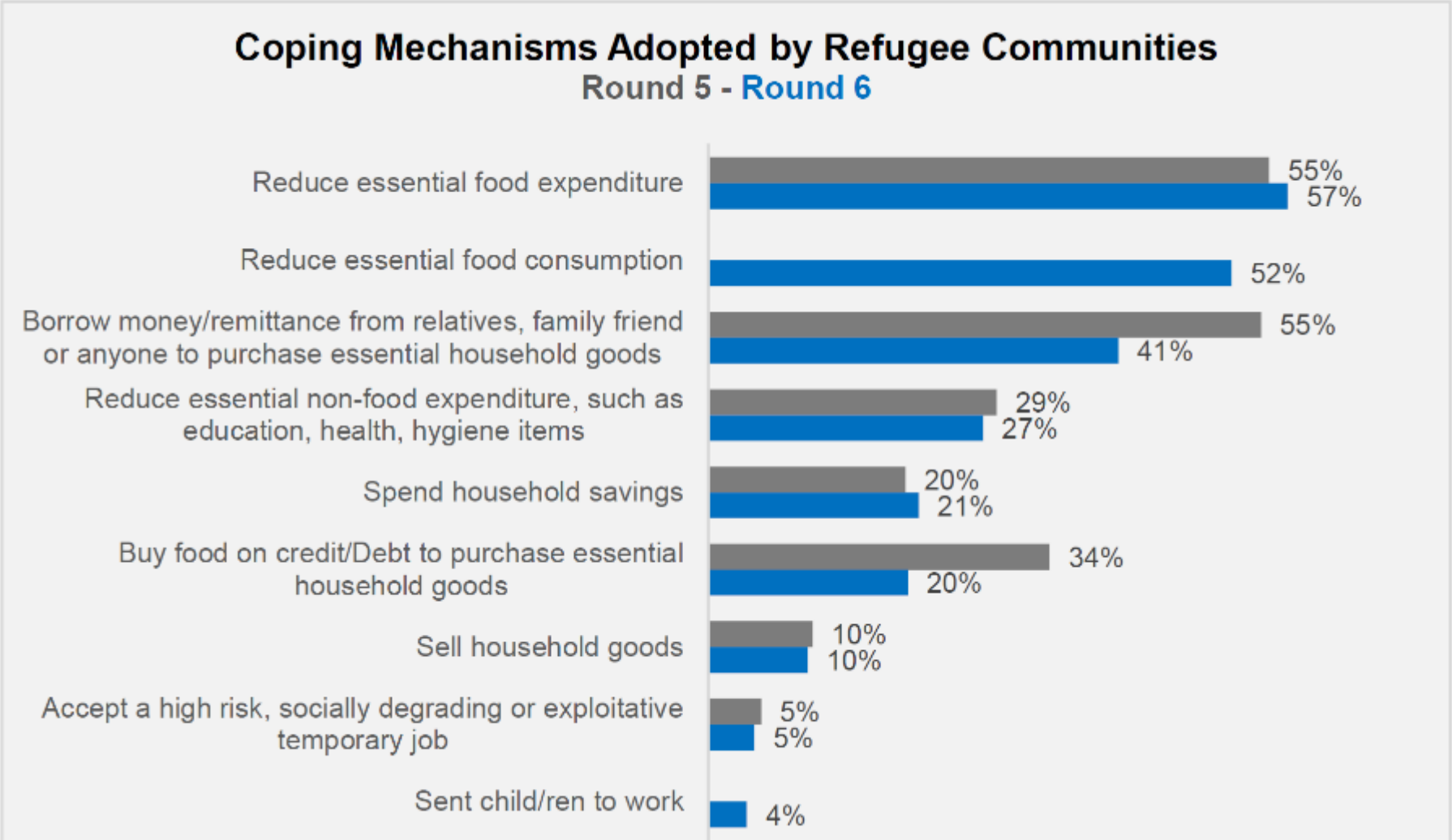

Basic Needs Highlights from IAPNA Round 6

INTER-AGENCY PROTECTION NEEDS ASSESSMENT

ROUND 6
SEPTEMBER 2022

69% of respondents were residing in rental houses with contracts, 25% risiding in houses without rental contracts and the remaining 5% live in tents.

24% of respondents indicate that their houses do not protect them from weather conditions.

23% shared that their shelter conditions do not meet basic needs, with no major differences across groups.

Approximately one-third of respondents share houses with a family/families other than their own.

Most respondents noted that their landlords were quite tolerant, friendly, supportive and attentive.

Basic Needs Highlights from IAPNA Round 6

https://data.unhcr.org/en/documents/details/98239

Inter-Agency Coordination Türkiye

What does good coordination look like?

- Local ownership.
- Mindful and meaningful engagement.
- Response.
- Local/ad-hoc solutions vs national/strategic approaches.
- Capacity-sharing.

Access of refugees to basic needs increased in compliance with humanitarian standards.

Meeting Schedule in 2022 (2023)

	BASIC NEEDS WORKING GROUP				
	Ankara*	Istanbul*	Izmir*	Gaziantep*	Gaziantep**
January	BNWG National (J)				
February			BNWG Field		
March		BNWG Field		BNWG Field	
April	BNWG National				
May			BNWG Field		
June		BNWG Field		BNWG Field	
July	BNWG National				
August	BNWG National (J)		BNWG Field		
September		BNWG Field		BNWG Field	Win. TF
October	BNWG National				
November			BNWG Field		
December	BNWG National	BNWG Field		BNWG Field	Win. TF
	*Chaired by UNHCR				**Chaired by IOM

BNWG National →

Targets HQ staff
Might be held jointly
Sectoral strategy
Advocacy Lines

BNWG Field →

Targets field staff
Needs & gaps in assistance
Focused/Solution-oriented
Link to local coordination

Sector Priorities in 2023

Contact List Update 2023

Revision of the contact list: *who is **focal point**, who is participant?*

Modality and language preferences.

Areas that require immediate attention

Sector Priorities in 2023

Coordination Workshop Priorities Survey Results:

Level of knowledge in terms of

3RP: Medium

Coordination platforms/mechanisms: medium

Responsibilities of sector member: low

Responsibilities of 3RP partners: low

75% of the participants can dedicate a full-day for the workshop

66% of the participants prefer the workshop to be intersectoral

Breakout Sessions

Discuss

- Food Basket *(Who?)*

Discuss 2+

- Engagement/advocacy with public authorities *(Why? – with Whom?)*
- Needs assessment *(What? – Who? – How?)*
- Capacity Sharing *(What?)*
- Lessenos-learned workshop *(What? – Who? – When?)*

Optional

- Discuss a topic that came out in menti

THANK YOU!

Inter-Agency Coordination Türkiye