ETHIOPIA
Refugees and Internally Displaced Persons

As of 29 February 2024

972,835
Refugees and Asylum seekers
Females: 510,416 (52%) | Males: 462,419 (48%)
964,104 refugees | 8,731 asylum seekers
228,665 households | average family size: 4
Main country origin: South Sudan (43%), Somalia (32%), and Eritrea (18)

Refugee age-gender breackdown

- **54%** Children (0 -17 years)
- **44%** Adults (18 - 59 years)
- **80%** Women & Children
- **2%** Elderly (60+)

Refugee population distribution

- **79,725 (8%)** Urban
- **81,506 (8%)** Sites & Settlements (Alemwech, Mirqaan, and Kumer)
- **811,604 (84%)** Camps (21 active refugee camps)

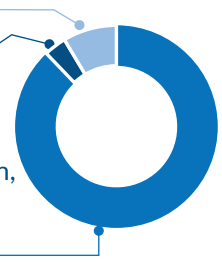

Refugees population yearly trends

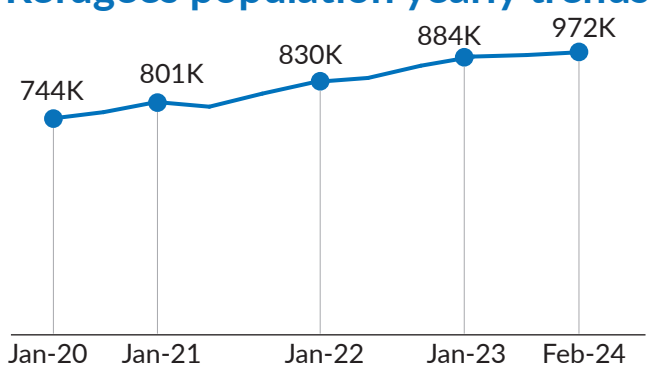

3,459,881
Internally Displaced Persons (IDPs)
Female: (51%) | Male: (49%)
701,449 households

2,530,101
IDP Returnees
552,773 households
Female: (52%) | Male: (48%)

IDP age-gender breakdown

- **55%** Children (0 -17 years)
- **39%** Adults (18 - 59 years)
- **78%** Women & Children
- **6%** Elderly (60+)

IDP Top 3 zones:

of origin
North Western (Tigray): 324,497 (9%)
Liban (Somali): 233,055 (7%)
West Guji (Oromia): 229,202 (7%)

of displacement
Western (Tigray): 656,898 (19%)
East Borena (Oromia): 304,256 (9%)
West Guji (Oromia): 192,413 (6%)

of return
North Western (Tigray): 460,305 (18%)
Estern (Tigray): 375,523 (15%)
Central (Tigray): 365,926 (14%)

Reason of displacement

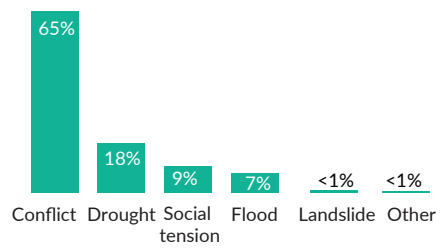

IDPs population distribution

- **158,302 (5%)** Dispersed settlements
- **1,657,670 (48%)** Host community/ families
- **1,643,909 (48%)** Sites and Settlements

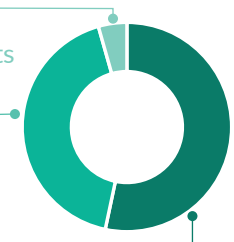

IDPs population yearly trends

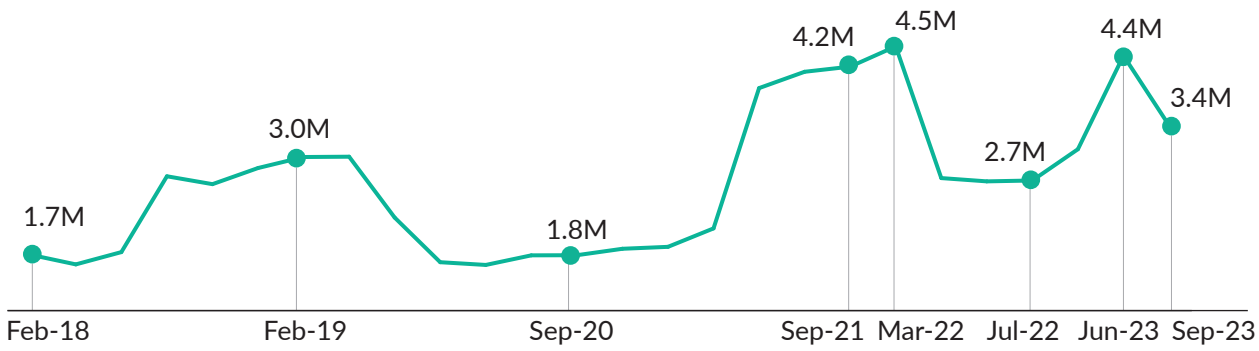

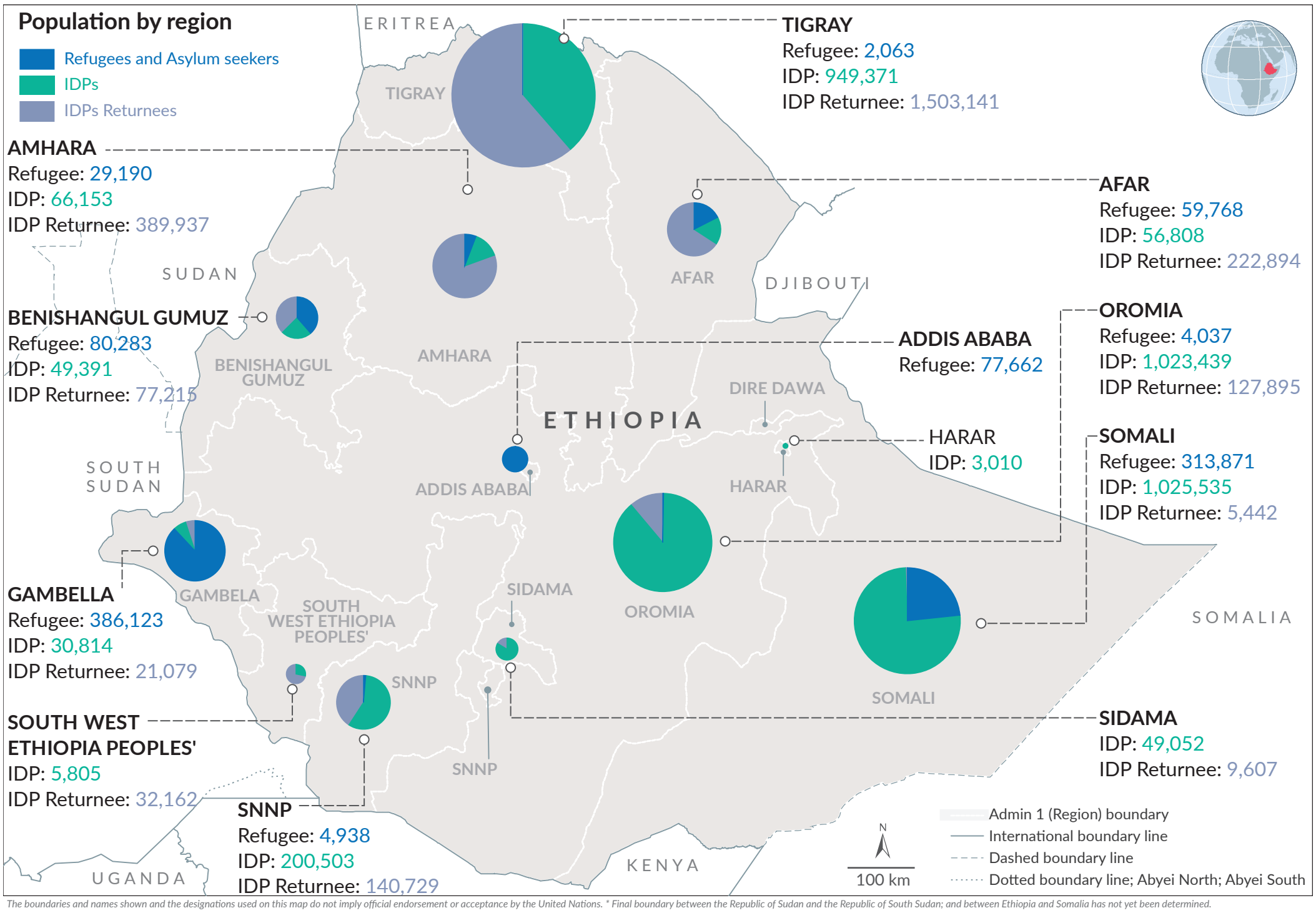

*The boundaries and names shown and the designations used on this map do not imply official endorsement or acceptance by the United Nations. * Final boundary between the Republic of Sudan and the Republic of South Sudan; and between Ethiopia and Somalia has not yet been determined.*

Printing date: March 2024 **Sources:** UNCS, UNHCR, DTM (IOM), CSA Ethiopia **Author:** UNHCR - CO Ethiopia **Feedback:** IM unit Addis Ababa, ethadim@unhcr.org