

ITALY Sea arrivals dashboard

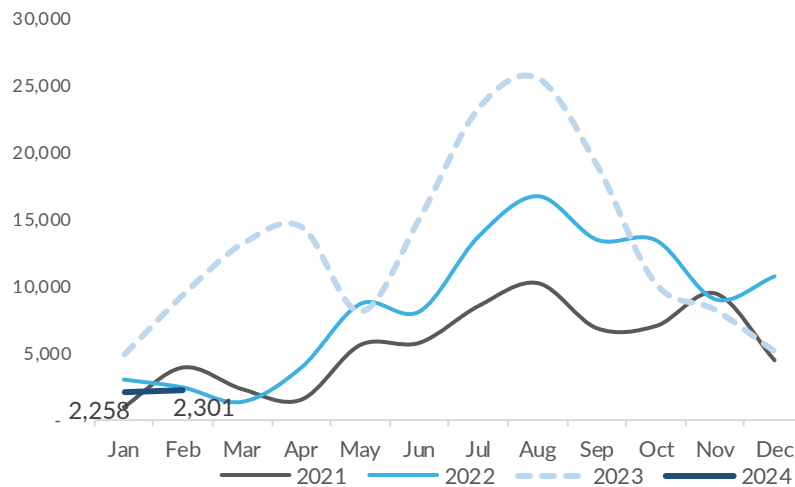
Overview

In the first two months of 2024, 4,559 refugees and migrants arrived in Italy by sea, compared to 14,428 in the same period last year (-68%). Arrivals in February were almost equivalent to January (+2%). Most February arrivals disembarked in Sicily (1,523), followed by Apulia (382), Tuscany (135), Emilia-Romagna (134), Lazio (50), Abruzzo (43) and Sardinia (34).

4,559 Jan-Feb 2024 ¹
14,428 Jan-Feb 2023 ¹

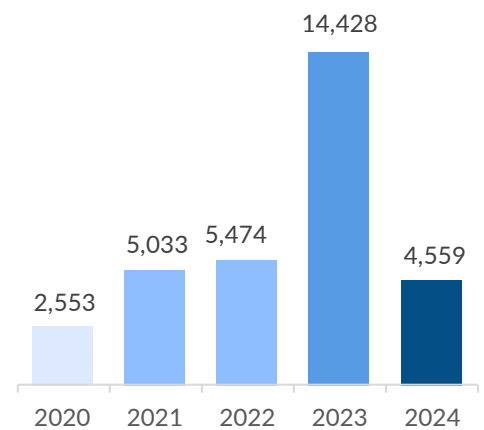
Monthly sea arrivals

January 2021 to February 2024



Yearly sea arrivals

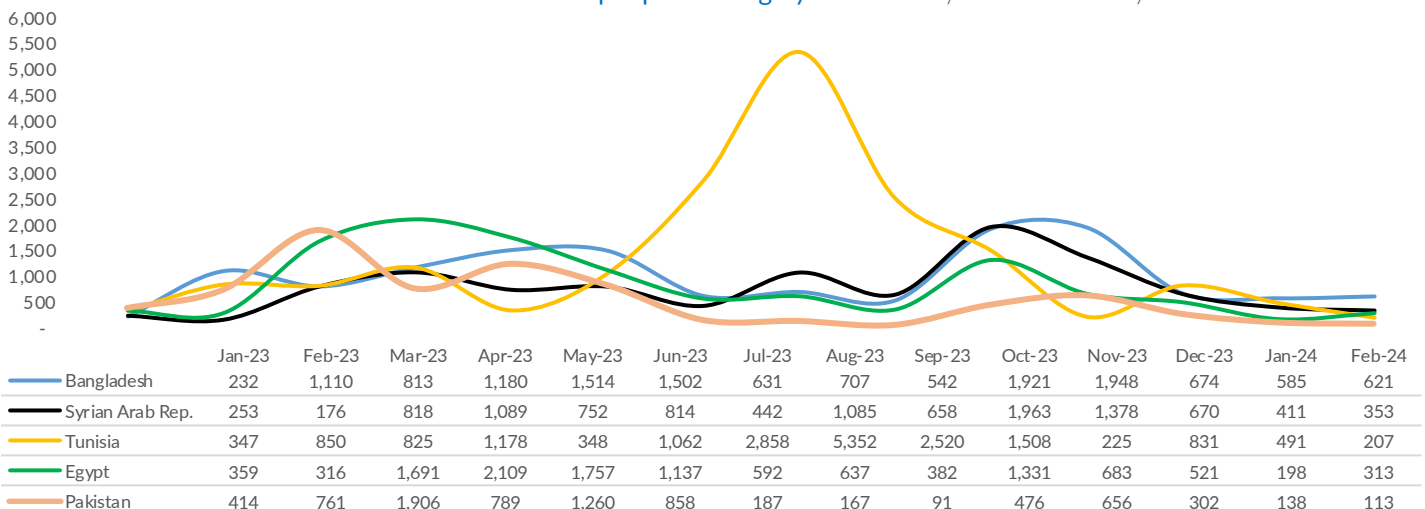
January to February, 2020-2024



Nationality of arrivals

In February, 27 per cent of the arrivals were Bangladeshis (26% in January), followed by 15 per cent Syrians (18% in January) and 14 per cent Egyptians (9% in January). Among other nationalities arriving by sea in significant numbers were Eritreans and Tunisians (9% each), Ethiopians (6%), Pakistanis (5%), Guineans, Burkinabè and Sudanese (2% each). In February, as in January, the main nationalities departing from Libya were Bangladeshis (34%), Syrians (19%) and Egyptians (17%), with the latter two nationalities departing exclusively from Libya. The majority of those departing from Tunisia were Tunisians (45%), followed by Guineans and Burkinabè (11% each). All three nationalities departed exclusively from Tunisia. In February, all those departing from Algeria and arriving in Italy by sea were Algerians.

Most common nationalities of people arriving by sea - January 2023 to February 2024

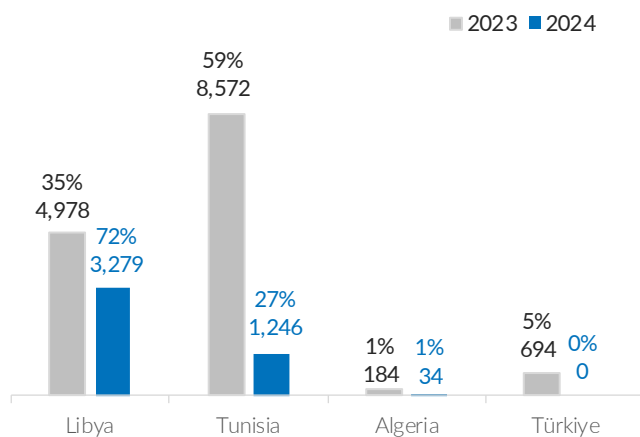


¹ All data are based on official Ministry of Interior figures shared with UNHCR. All figures are provisional and subject to change.

Country of embarkation

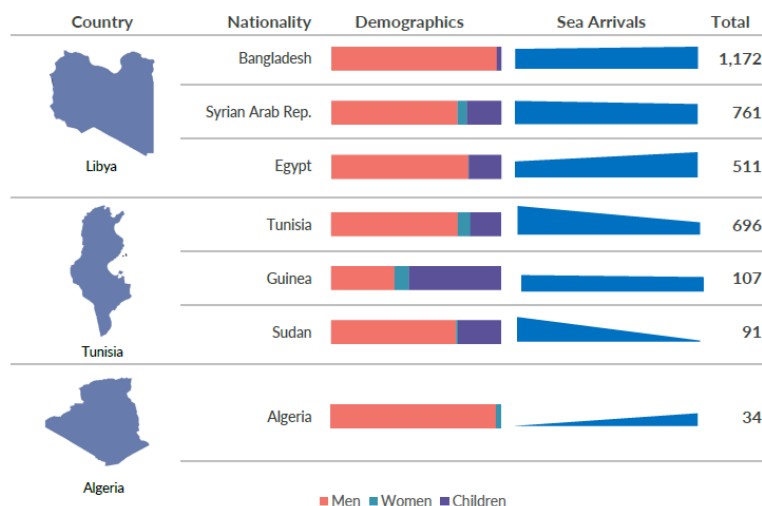
Overall, in the first two months of 2024, almost three-fourth (72%) of sea crossings departed from Libya (3,279 people; 65 landings), while 27 per cent originated from Tunisia (1,246 people; 50 landings) and 1 per cent from Algeria (34 people; 5 landings). In February, Libya was the main port of departure (equivalent to 79% of people landed in Italy), followed by Tunisia (19%) and Algeria (1%).

January to February 2023 - 2024



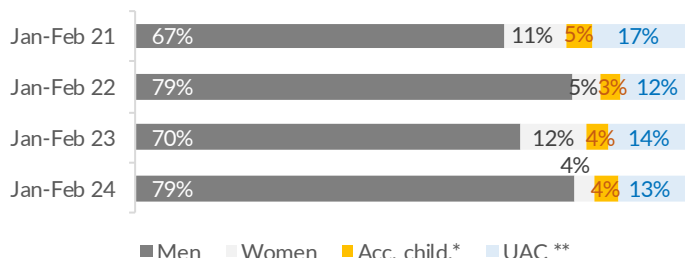
Due to rounding, percentages may not sum to 100% exactly.

Top 3 nationalities by country of embarkation, January to February 2024



Demographics of arrivals

January to February 2021 - 2024



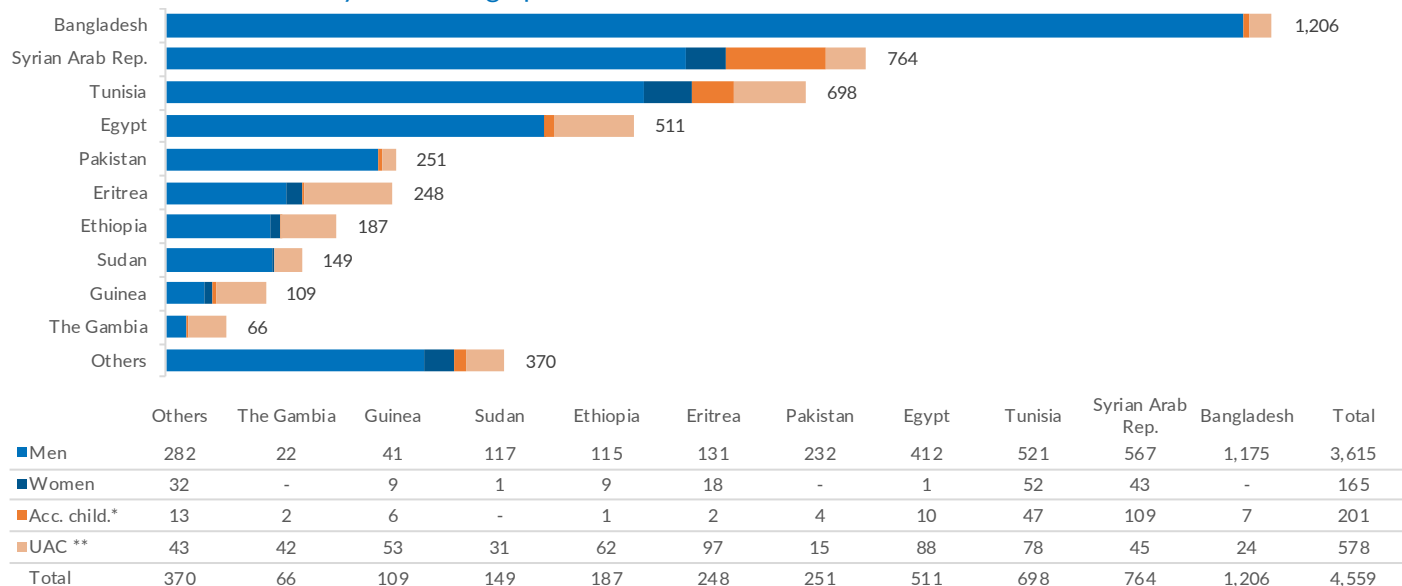
Due to rounding, percentages may not sum to 100% exactly.

In the first two months of 2024, most people arriving by sea were adult males (79%), followed by unaccompanied children (UAC, 13%), accompanied children (4%), and adult females (4%).

In February, 95 adult females reached Italian shores, mainly originating from the Syrian Arab Republic (24), Tunisia (18), Eritrea (16), and Ethiopia (9%).

In the same period, 266 UAC arrived in Italy by sea. The main nationalities were Eritrean (85), Egyptian (52), Ethiopian (36) and Guinean (23).

Nationality and demographics of arrivals – January to February 2024



* Accompanied children ** Unaccompanied children