I. Refugees and Asylum Seekers in urban areas

Key Figures

7 288 Refugees and Asylum Seekers

4802 Refugees and Asylum Seekers biométrically registered

6 617 Registered Refugees

671 Asylum Seekers

Age and Gender of Refugee Population

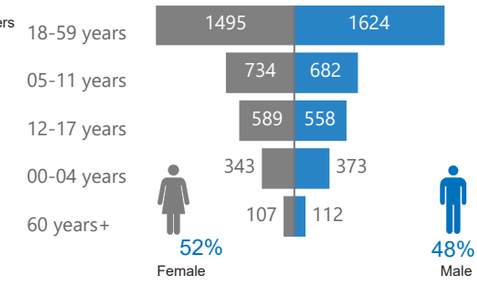

Age and Gender of Asylum Seekers

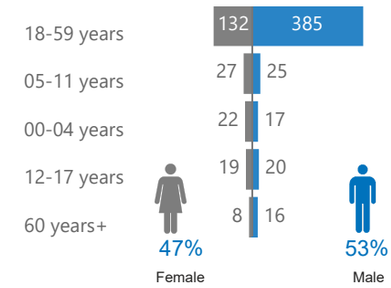

Urbans Asylum Seekers by location

Location	F	M	Total
Bukavu	4	8	12
Goma	24	18	42
Kinshasa	50	66	116
Lubumbashi	130	371	501
Total	**208**	**463**	**671**

Number of Cires	Total
Bukavu	652
Goma	1271
Kinshasa	606
Lubumbashi	1057
Total	**3586**

Urbans Refugees by location

Location	F	M	Total
Bukavu	667	609	1276
Goma	1094	950	2044
Kinshasa	458	483	941
Lubumbashi	1049	1307	2356
Total	**3268**	**3349**	**6617**

Urbans Asylum seekers by country of origin

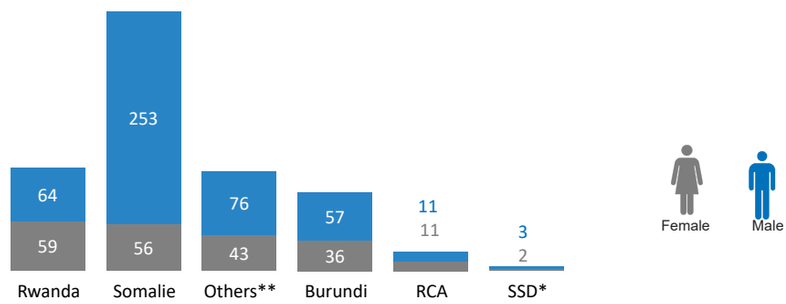

**Syrie(26), Angola(26), République du Congo,(19), Cameroun(11), etc.

Urbans refugees Profile

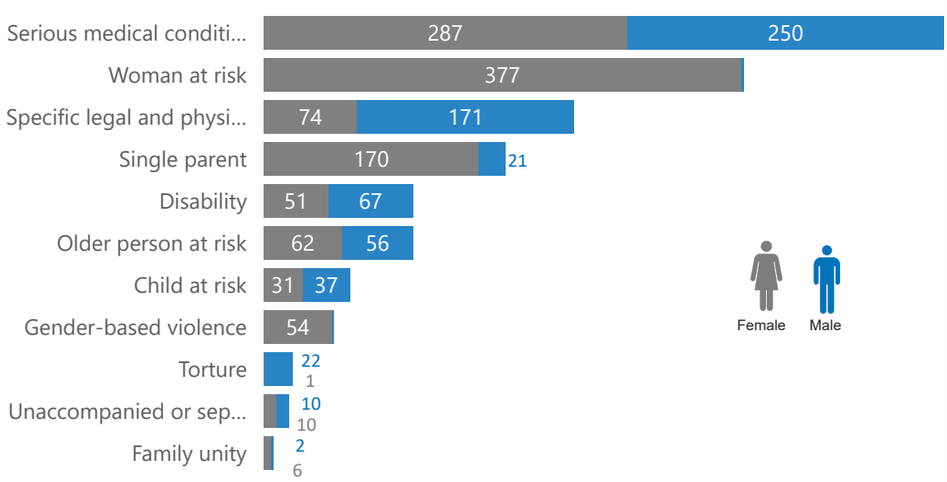

Individually recognized refugees living in the cities of Goma, Kinshasa, Lubumbashi and Bukavu are considered urban refugees in the DRCongo. Continuous registration is carried out in these areas. They are all in possession of identity documents issued by the government with UNHCR support.

Urbans Refugees by location by country of origin

Location	F	M	Tot
Bukavu	**667**	**609**	**1276**
Burundi	126	147	273
Rwanda	541	462	1003
Goma	**1094**	**950**	**2044**
Burundi	357	296	653
Ouganda	4	1	5
Rwanda	733	653	1386
Kinshasa	**458**	**483**	**941**
Angola	64	58	122
Burundi	24	15	39
Congo	51	76	127
Erithrée	2	2	4
IND		1	1
Liberia	3	2	5
Ouganda	7	11	18
RCA	156	185	341
Rwanda	116	104	220
Sierra Leonne		1	1
SSD	30	23	53
SUD	1	3	4
Syrie	1		1
Tchad	3	2	5
Lubumbashi	**1049**	**1307**	**2356**
Angola	1	1	2
Burundi	602	806	1408
Congo	0	1	1
Cote d'ivoire	6	4	10
RCA	11	12	23
Rwanda	413	462	875
Somalie	10	11	21
Syrie	6	10	16
Total	**3268**	**3349**	**6617**

SSD: South Sudan
SUD: Sudan
RCA: Central African Republic

II. Central African Refugees and Asylum Seekers

Key Figures

212 437 Refugees and Asylum Seekers

155 191 Refugees and Asylum Seekers biometrically registered

212 293 Registered Refugees

144 Asylum Seekers

Age and Gender of Refugee Population

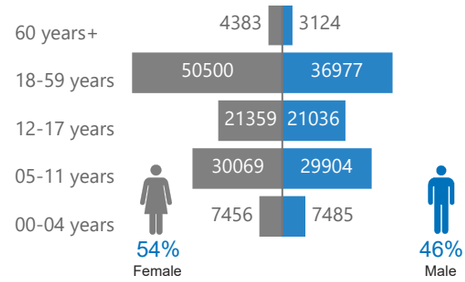

Age and Gender of Asylum Seekers

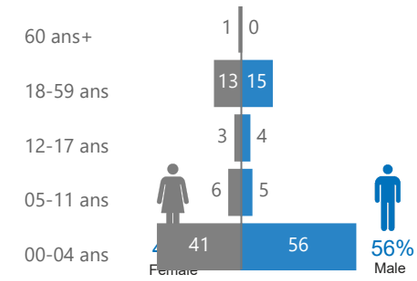

Central African Refugee Population by Type of Location

Rural	In settlements	Urban
161 877	50 052	364
76.25%	23.58%	0.17%

Central african Refugee in settlements

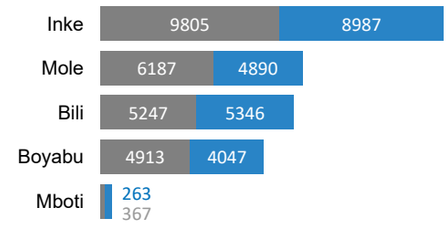

Refugees in the developpement pole

Location	F	M	Total
Modale	3390	2942	6332
nzakara	4799	3939	8738
sidi	3251	3129	6380
wenze	3805	2684	6489
Total	**15245**	**12694**	**27939**

Locations of Central African Refugee Population in DRC

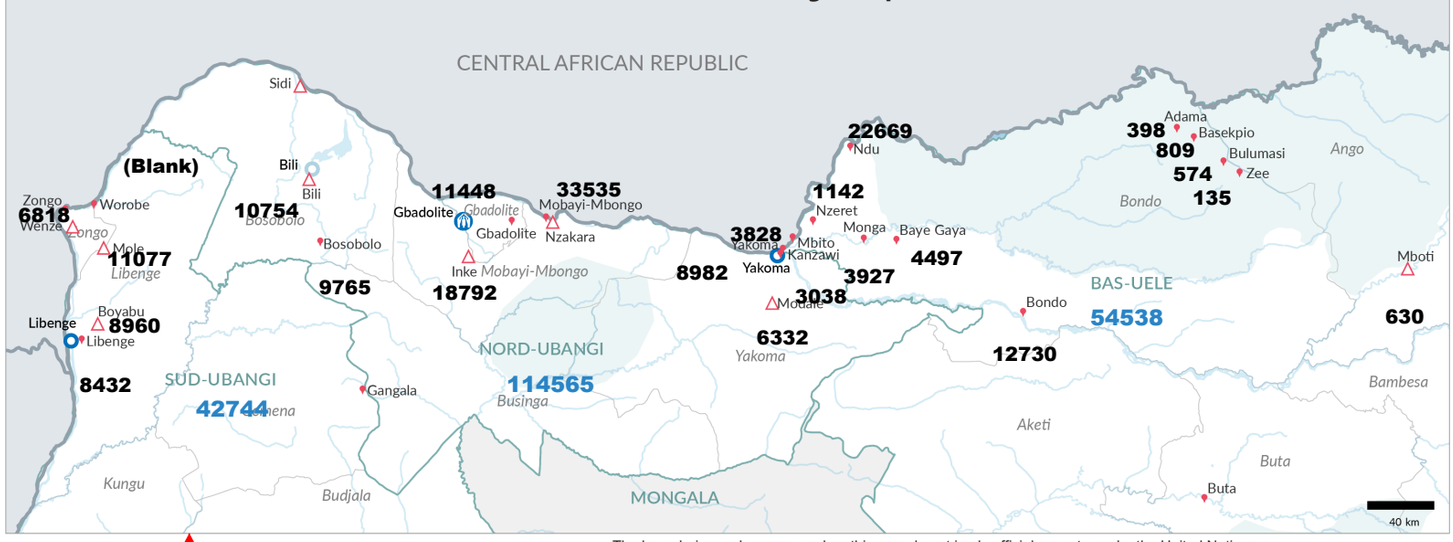

The boundaries and names used on this map do not imply official acceptance by the United Nations.

- Refugee Location
- Refugee Settlement
- UNHCR Sub-Office
- UNHCR Field-Office
- UNHCR Field-Unit
- International Boundary
- Provincial Border
- Other Countries
- Park
- Territorial Border

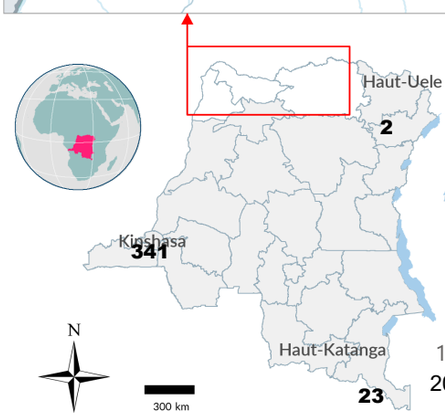

Central African Refugee Population Trend (2019 - 2024)

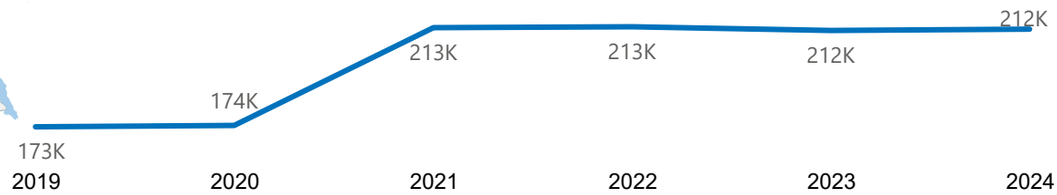

Comments about the figures of Central African refugees

212,437 Central African refugees and asylum seekers in the DRC as of 31/3/2024, i.e. **212,293** refugees and **144** asylum seekers with identity documents issued by the government with the support of UNHCR. There is an increase of 0.098% compared to the data for the month of february 2024 after the routine activities of registration (registration of new births).

III. South Sudanese Refugees and Asylum Seekers

Key Figures

53 621 Reugees and Asylum Seekers

31 420 Refugees and Asylum Seekers biometrically registered

53 335 Registered Refugees

286 Asylum Seekers

Age and Gender of Refugee Population

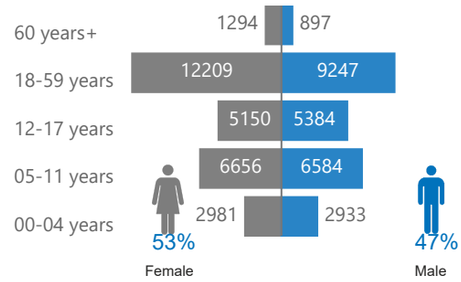

Age and Gender of Asylum Seekers

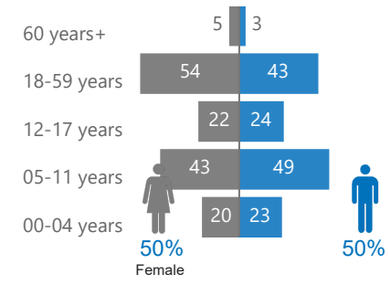

South Sudanese Refugee Population by Type of Location

Rural	In settlements	Urban
18 415	34 867	53
34.53%	65.37%	0.1%

South Sudanese Refugee in settlements

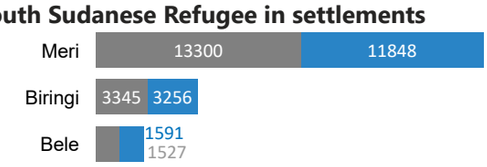

South Sudanese Urban refugee

Location	F	M	Total
Kinshasa	30	23	53
Total	**30**	**23**	**53**

Location of South Sudanese Refugees in DRC

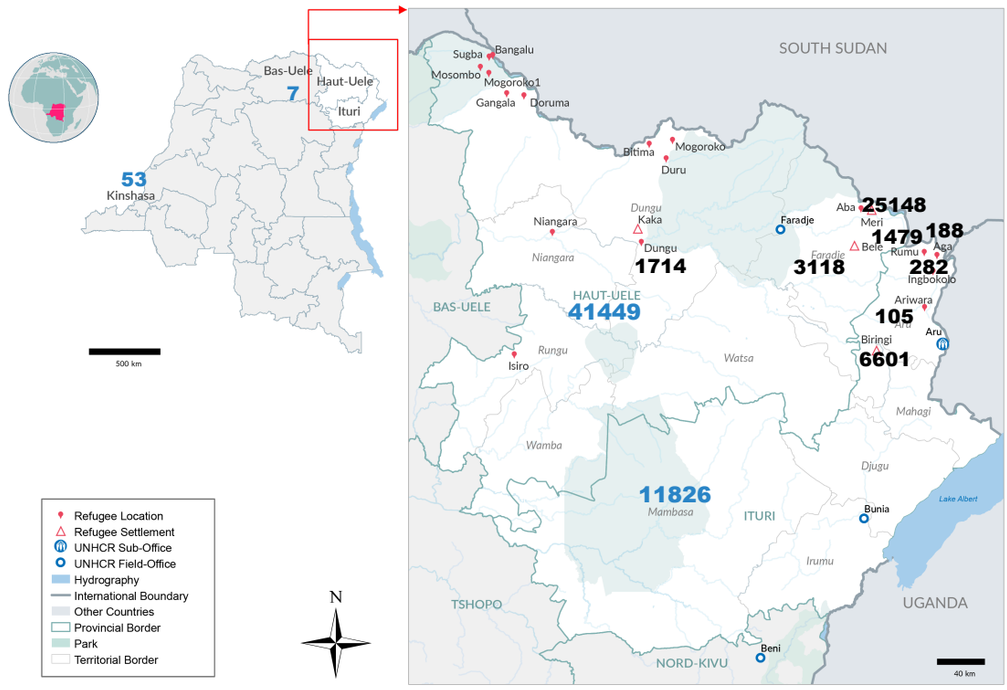

The boundaries and names used on this map do not imply official acceptance by the United Nations.

South Sudanese Refugee Population Trend (2019 - 2024)

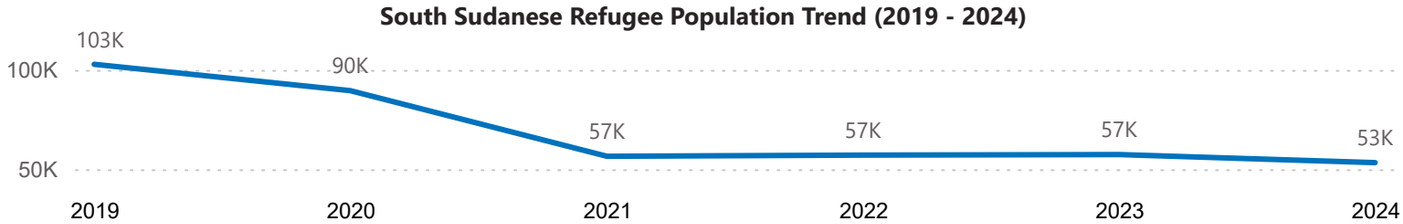

Comments about the figures of South Sudanese refugees

As of 31/3/2024, we have **54,621** South Sudanese refugees and asylum seekers in the DRC with identity documents issued by the government with the support of UNHCR. A decrease of 0.07% is observed after routine registration activities (inactivation of absentees, closure of death cases.

IV. Burundian Refugees and Asylum Seekers

Key Figures

52 271 Refugees and Asylum Seekers

32 748 Refugees and Asylum Seekers biometrically registered

49 732 Registered Refugees

2 539 Asylum Seekers

Age and Gender of Refugee Population

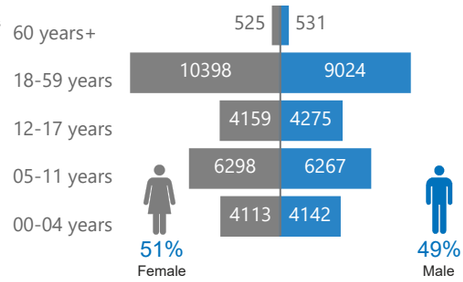

Age and Gender of Asylum Seekers

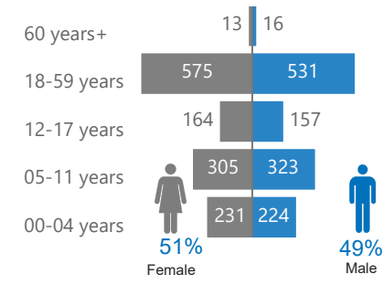

Burundian Refugee Population by Type of Location

Rural	In settlements	Urban
9 171	38 188	2 373
18.44%	76.79%	4.77%

Burundian Refugee in settlements

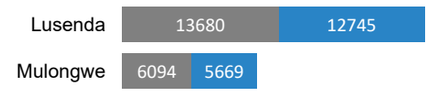

Burudian Urban refugee

Location	F	M
Lubumbashi	602	806
Goma	357	296
Bukavu	126	147
Kinshasa	24	15
Total	**1109**	**1264**

Location of Burundian Refugees in DRC

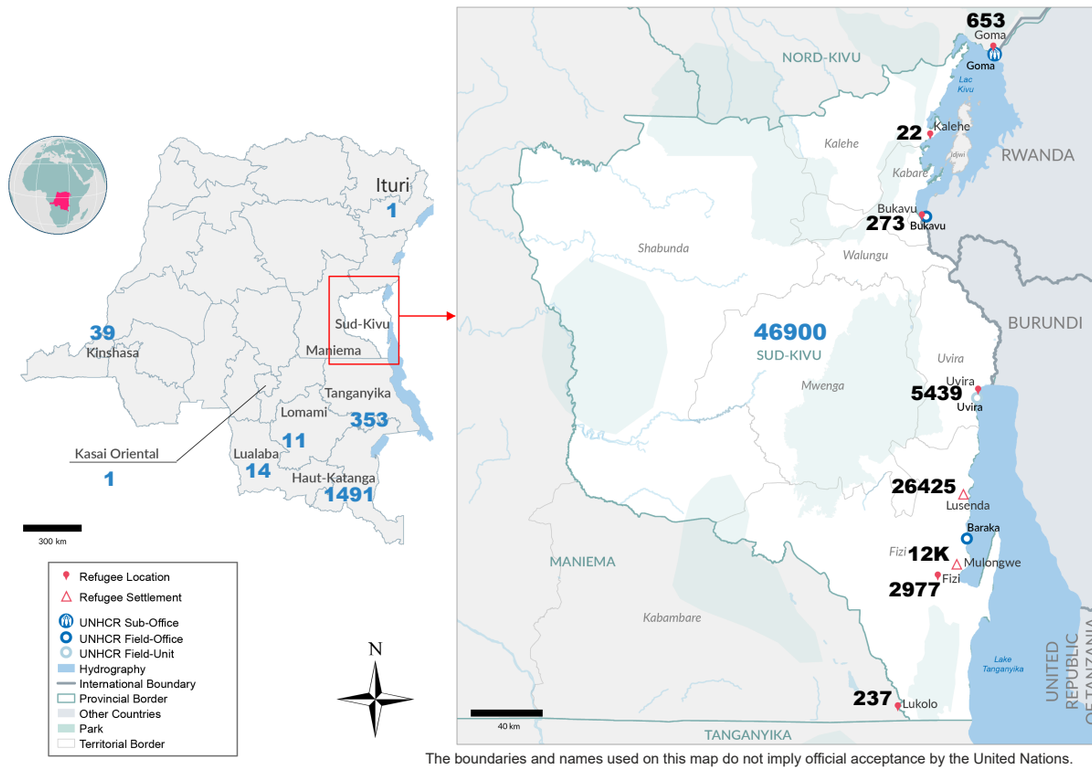

The boundaries and names used on this map do not imply official acceptance by the United Nations.

Burundian Refugee Population Trend (2019 - 2024)

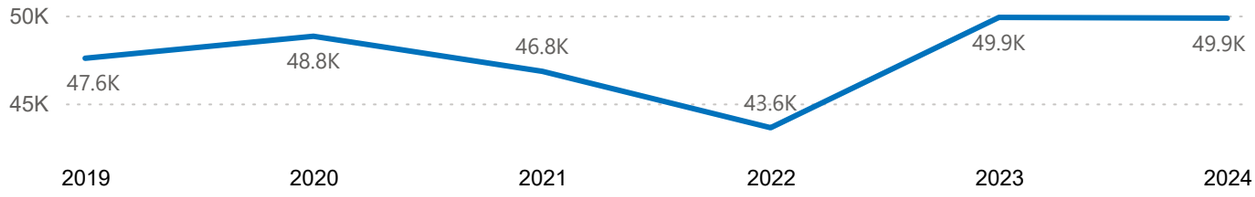

Comments about the figures of Burundian refugees

52,271 Burundian refugees and asylum seekers in the DRC as of 31/3/2024, including **49,732** refugees and **2539** asylum seekers. There was a decrease of 0.2% compared to February due to routine registration activities. All refugees and asylum-seekers have identity documents issued by the government with technical support from UNHCR.

V. Rwandese Refugees and Asylum Seekers

Key Figures

206 865 Refugees and Asylum Seekers

75 126 Refugees and Asylum Seekers biométrically registered

206 696 Registered Refugees

169 Asylum Seekers

Age and Gender of Refugee Population

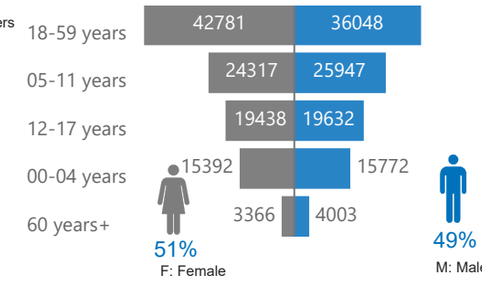

Age and Gender of Asylum Seekers

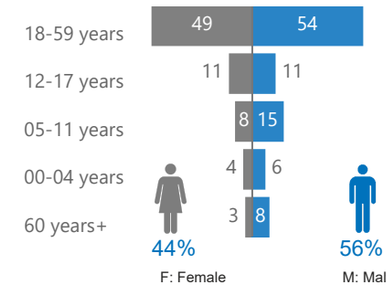

Rwandese Refugee Population by Type of Location

Rural	Urban
203 212	3 484
98.31%	1.69%

Refugee rwandese in province

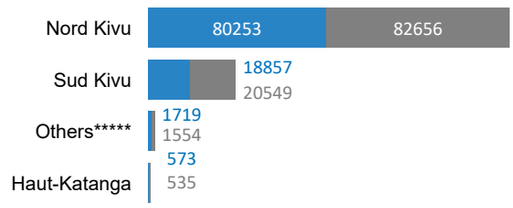

Rwandese Urban refugee

Localisation	F	M
Bukavu	541	462
Goma	733	653
Kinshasa	116	104
Lubumbashi	413	462
Total	**1803**	**1681**

Location of rwandese Refugees in DRC

The boundaries and names used on this map do not imply official acceptance by the United Nations.

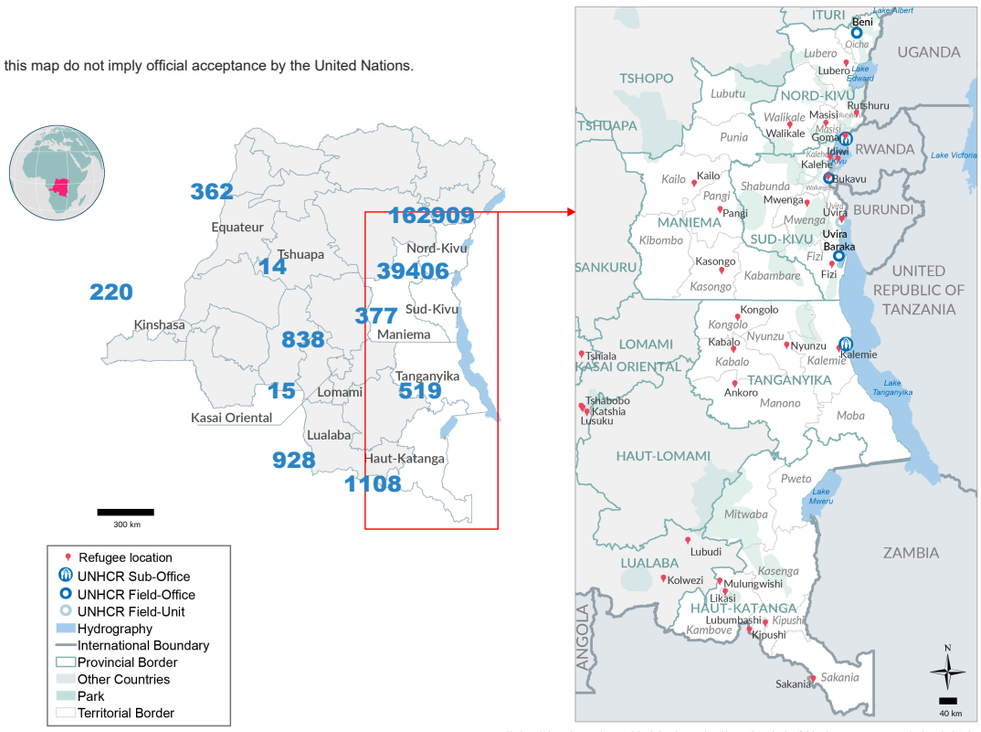

Date d'impression: 10 Jul 2023 **Sources:** UNHCR, RGC **Auteur:** UNHCR - Kinshasa **Feedback:** codkidrcim@unhcr.org **Nom du fichier:** COD_Map_RWA_30062023_A3

Rwandese Refugee Population Trend (2019 - 2024)

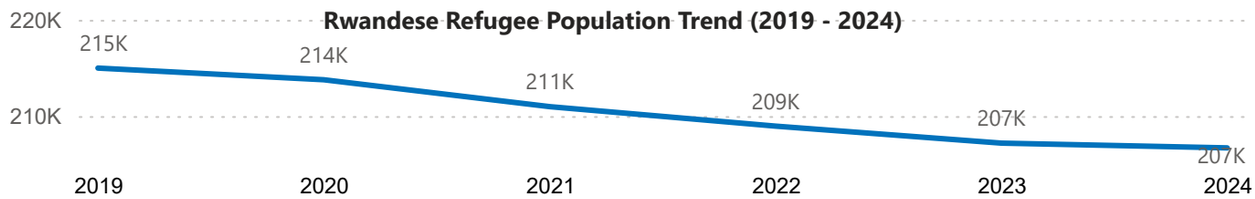

Comments about the figures of rwandese refugees

The presence of armed groups, military operations and inaccessibility in areas with a high concentration of refugees have made it difficult to finalize the registration of Rwandan refugees in the provinces of North and South Kivu. Ongoing registration is effective in accessible areas. The same applies to the repatriation of Rwandan refugees continues. Since the beginning of 2024, 133 Rwandans have been repatriated to their country.