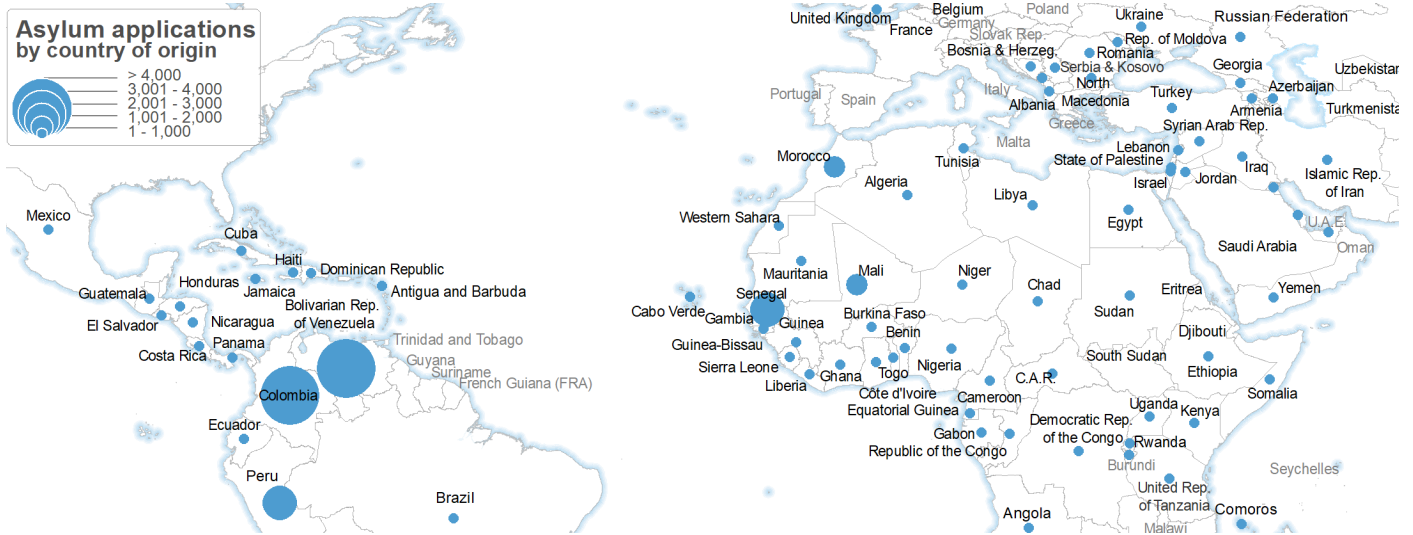


# SPAIN ASYLUM APPLICATIONS

1 Jan - 31 Mar 2024



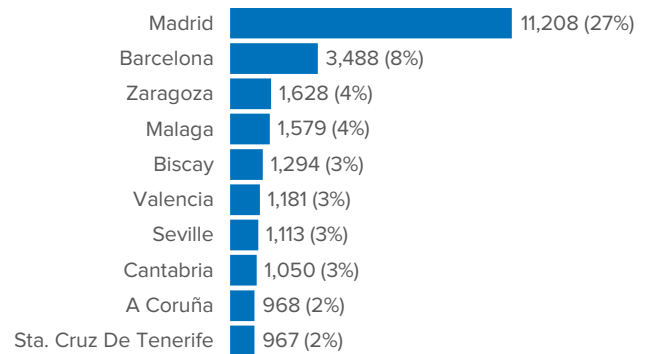
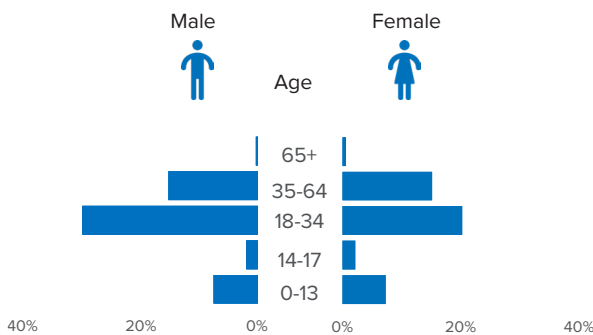
**41,107** New asylum app. until 31 Mar 2024 ↑ 3% Dif. 2023

**12%** Recognition rate 48% Protection rate<sup>1</sup>

**229,630** Total Pending app.<sup>2</sup> ↑ 70% Dif. 2023

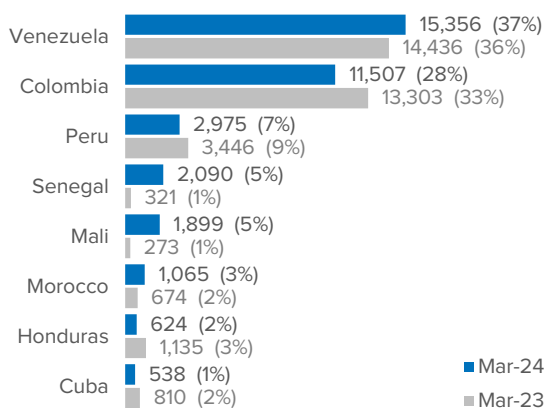
Percentage of asylum applications by gender and age<sup>2</sup>

Main provinces of asylum applications



Most common nationalities of asylum applicants


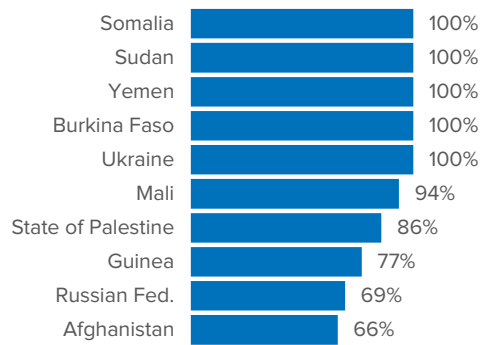
Asylum applications by place of submission



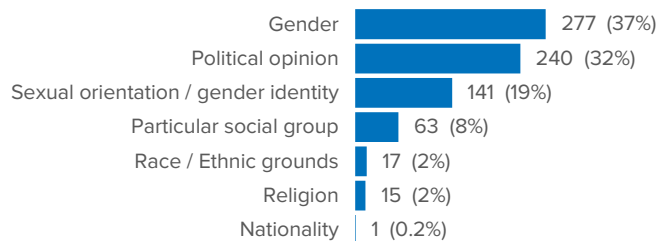
Source: Unless otherwise indicated, provisional figures by the Asylum and Refugee Office, Ministry of Interior, Spain.

<sup>1</sup>Protection rate: Refugee status, subsidiary protection, and humanitarian reasons.


<sup>2</sup>Eurostat as of Mar 2024 <sup>3</sup>CIE: Removal detention centre (In Spanish: *Centro de Internamiento de Extranjeros*, CIE).

Eligibility Commission proposals<sup>4</sup>: 15,005

 Countries with highest recognition rate<sup>5</sup>


## Recognition of Geneva Conv. Status by protection category

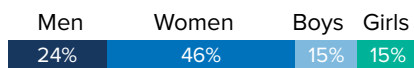


## Eligibility Commission proposals per month



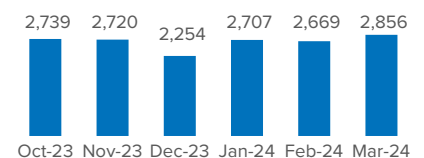
## SPAIN TEMPORARY PROTECTION

**203,234**

 Temporary Protection applications  
 11 Mar 2022 - 31 Mar 2024

**2,856**

 Temporary Protection applications  
 1 - 31 Mar 2024

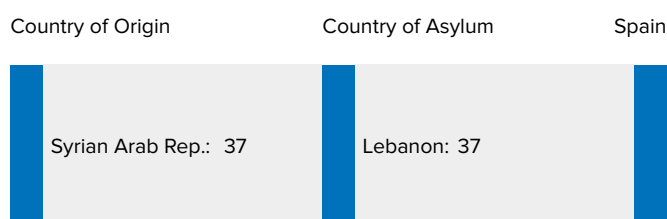

## Applications (last six months)


 SPAIN RESETTLEMENT 2024<sup>6</sup>

1 Jan - 31 Mar 2024

**37** Refugees resettled in Spain<sup>7</sup>


## Refugees resettled in Spain by country of origin and country of asylum



## Refugees resettled in Spain per month


<sup>4</sup>Proposals by the Interministerial Eligibility Commission recommended to the Minister of Interior

<sup>5</sup>Only shows countries with at least 10 total proposals.

<sup>6</sup>More information on resettlement: [UNHCR Resettlement Data Finder](#)