

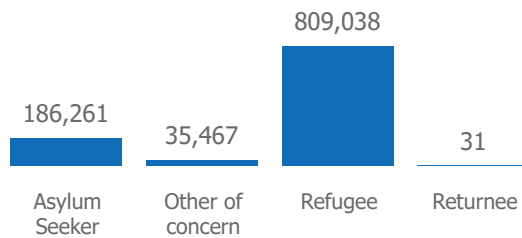
8,317,929

FORCIBLY DISPLACED PEOPLE
& RETURNEES (1)

As a result of persecution, conflict, violence, human rights violations, or events seriously disturbing public order.

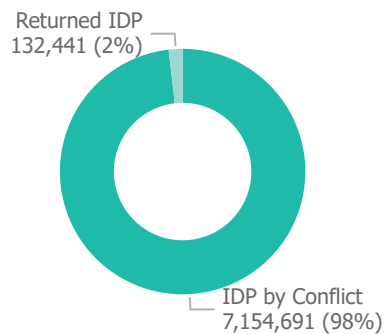
1,030,797

Refugees, asylum-seekers, other of concern & returnees (12% of the overall forcibly displaced people and returnees population)

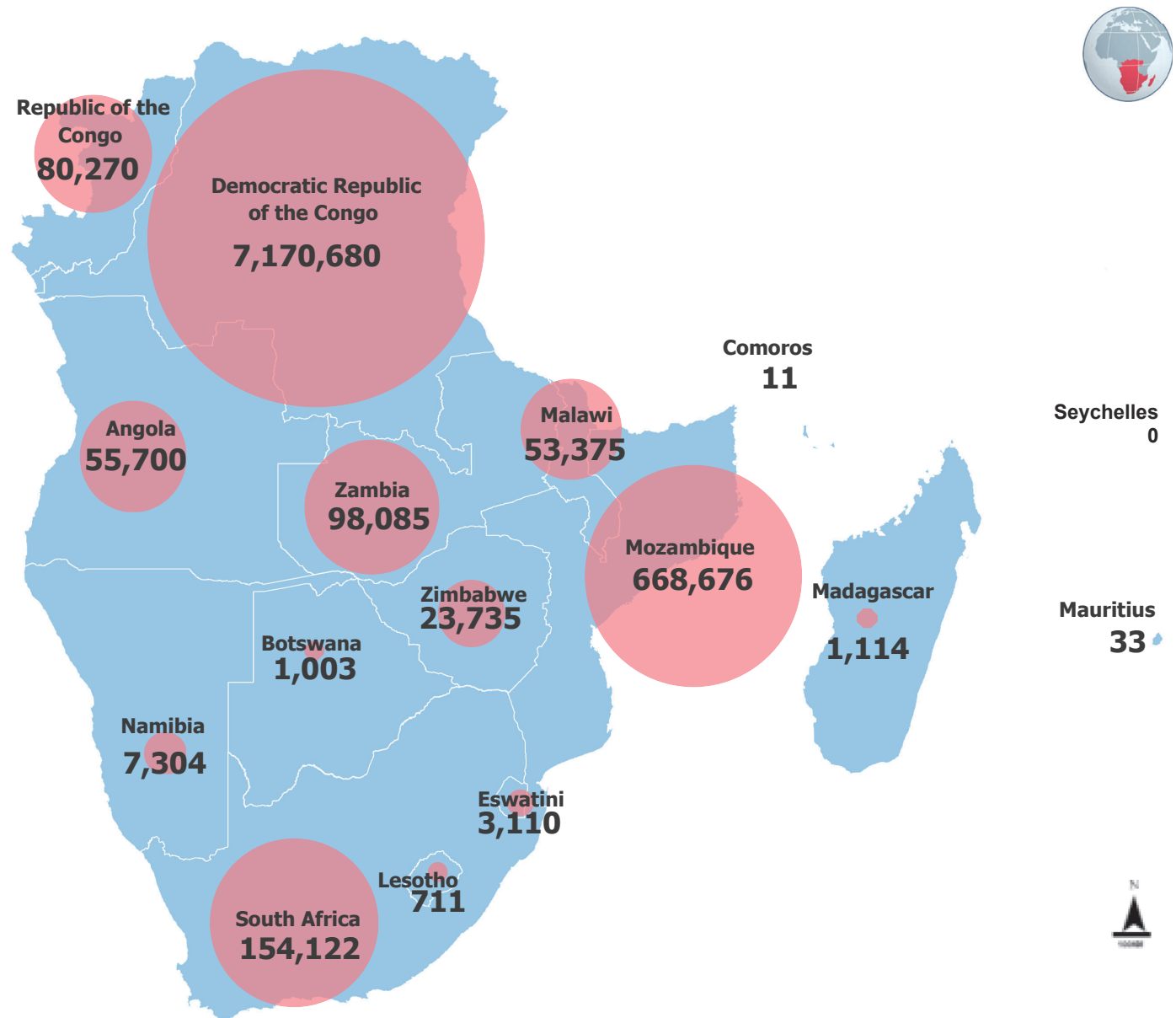


7,287,132

Conflict-induced Internally displaced person (IDPs) and returned IDPs (88% of the overall forcibly displaced people and returnees population)



(1) In addition, there are 1067 521 people displaced internally in the context of disasters and climate change. The displacement occurred in the following countries: Malawi (659 278), The Democratic Republic of the Congo (240 403), Mozambique (126 305) and Zimbabwe (41 535).



The boundaries and names shown and the designations used on this map do not imply official endorsement or acceptance by the United Nations

Summary population table

Country of Asylum	Refugee	Asylum-Seeker	Other of Concern	IDP by Conflict	Returned IDP	Refugee Returnee	Statelessness	Host Community	Total
Democratic Republic of the Congo	523,760	3,461		6,571,927	71,501	31	0	0	7,170,680
Other	379,235	3,104		5,837,387	71,501	31	0	0	6,291,258
IDP Camp				734,540					734,540
Lusenda	26,430	3							26,433
Meri	25,165	17							25,182
Inke	18,756	83							18,839
Mulongwe	11,753	23							11,776
Mole	11,084								11,084
Bili	10,537	4							10,541
Boyabu	8,963								8,963
Nzakara	8,673								8,673
Biringi	6,569								6,569
Wenze	6,454								6,454
Sidi	6,387								6,387
Bele	3,124	227							3,351
Mboti	630								630
Mozambique	5,228	18,416	1,328	582,764	60,940				668,676
Other	2,480	13,741	871	582,764	60,940				660,796
Maratane Camp	2,748	4,675	457						7,880
South Africa	67,151	86,971							154,122
Unknown	67,151	86,971							154,122
Zambia	74,158	6,365	17,562						98,085
Meheba	30,827	529	9,738						41,094
Mayukwayukwa	18,583	90	7,061						25,734
Other	17,458	4,603	763						22,824
Mantapala	7,290	1,143							8,433
Congo	61,030	6,613	12,627						80,270
Other	49,026	5,682	12,416						67,124
Site du 15 Avril	6,087	931	184						7,202
Site de Bouemba	5,917		27						5,944
Angola	24,644	28,306	2,750						55,700
Unknown	17,082	28,064	2,397						47,543
Lovua Settlement	6,141								6,141
Other	1,421	242	353						2,016
Malawi	35,254	18,117	4						53,375
Dzaleka	33,825	16,507	4						50,336
Other	1,429	1,610	0						3,039
Zimbabwe	10,061	12,667	1,007						23,735
Tongogara	9,154	6,091	909						16,154
Other	694	6,564	66						7,324
Unknown	213	12	32						257
Namibia	5,223	2,004	77						7,304
Osire	4,494	1,636	39						6,169
Other	729	368	38						1,135
Eswatini	1,223	1,872	15						3,110
Other	1,223	1,872	15						3,110
Madagascar	81	1,014	19						1,114
Other	81	1,014	19						1,114
Botswana	772	159	72						1,003
Dukwe	608	8	32						648
Other	164	151	40						355
Lesotho	435	270	6						711
Other	435	270	6						711
Mauritius	8	25							33
Other	8	25							33
Comoros	10	1							11
Other	10	1							11
Seychelles	0	0	0	0	0	0	0	0	0
Other	0	0	0	0	0	0	0	0	0
Total	809,038	186,261	35,467	7,154,691	132,441	31	0	0	8,317,929
2024 Planning Figures	805,200	209,893	30,784	8,571,008	2,300,000	16,025	182,393	300,000	12,415,303
Progression (Pop-PF)	100.5%	88.7%	115.2%	83.5%	5.8%	0.2%	0.0%	0.0%	67.0%

Notes: The figures are subject to change; *IDPs by disaster are not included; **'Other' in the location refers to any known location other than camp or settlement sites, covering both urban and rural areas; ***self-settled refers to the individuals without available information such as their names and locations, and their locations are categorized to be 'unknown'; those by location in Congo, Democratic Republic of the Congo and Zimbabwe could be different from the numbers operation report due to inconsistency in proGres.