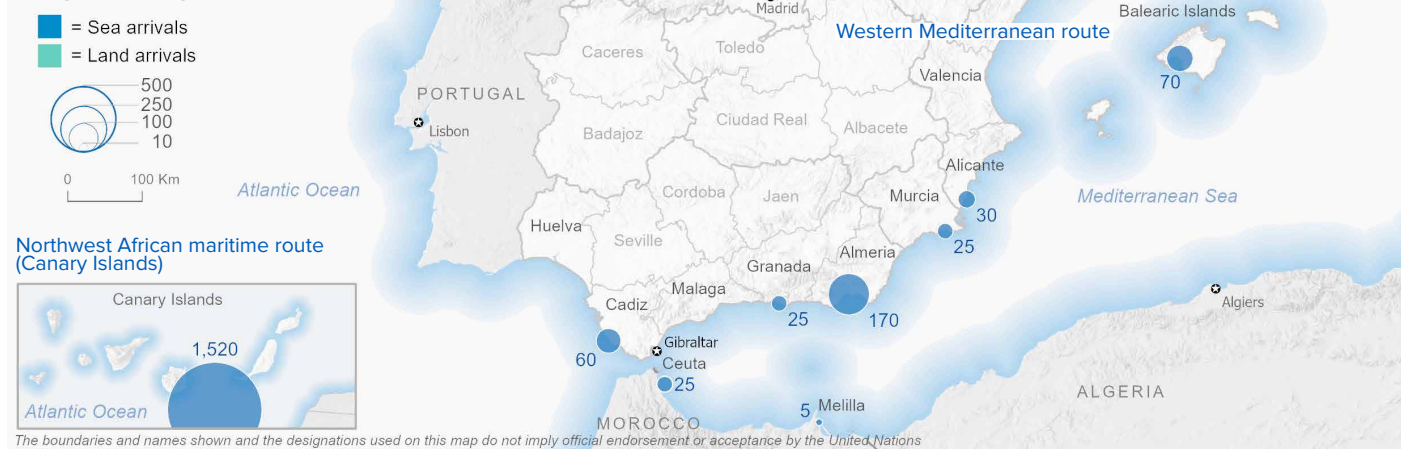


SPAIN Weekly snapshot - Week 16 (15 - 21 Apr 2024)

The charts below are based on figures from the Ministry of Interior and UNHCR estimates. All figures are provisional and subject to change

Refugees & migrants: sea and land arrivals in week 16¹



Arrivals in Spain

19,457
 Arrivals as of
 21 Apr 2024²

+217%
 Dif. 2023

19,309
 Sea Arrivals²
 Dif. 2023: +223%

148
 Land Arrivals²
 Dif. 2023: -12%

1,926
 Arrivals Week 16¹
 Dif. last week: +548%
 Dif. 2023: +226%

Western Mediterranean

3,969
 Arrivals as of
 21 Apr 2024²

+28%
 Dif. 2023

3,821
 Sea Arrivals²
 Dif. 2023: +31%

148
 Land Arrivals²
 Dif. 2023: -12%

407
 Arrivals Week 16¹
 Dif. last week: +303%
 Dif. 2023: +31%

Northwest African maritime (Canary Islands)

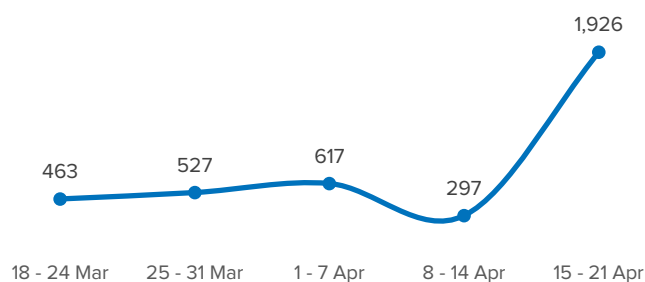
15,488
 Arrivals as of
 21 Apr 2024²

+407%
 Dif. 2023

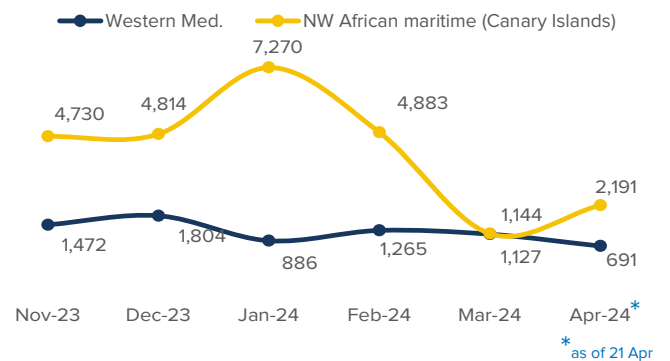
15,488
 Sea Arrivals²
 Dif. 2023: +407%

1,519
 Arrivals Week 16¹
 Dif. last week: +675%
 Dif. 2023: +442%

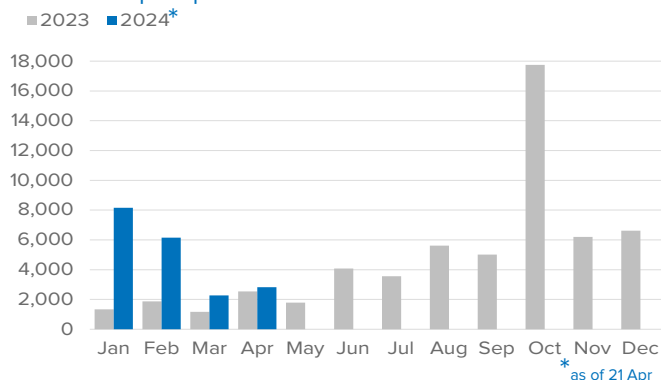
Arrivals in Spain during the last five weeks¹



Arrivals in Spain by route during the last six months²



Arrivals in Spain per month²



Arrivals in Spain per year²

