UNHCR Representation in South Sudan

Population Overview

Legal status	Country of Origin	Office	Report Year/Month
All	All	All	3/2024

Registration Summary

As of March 31st, 2024, South Sudan hosts a significant refugee and asylum seeker population. The registered refugee count is 448,243 individuals across 103,776 households, with an additional 5,676 individuals registered as asylum seekers in 4,140 households. This totals to 453,919 individuals across 107,916 households in 21 locations throughout the country. Most refugees are Sudanese, comprising 94.5% of the total refugee population (423,965 individuals). Other significant refugee populations include those from the Democratic Republic of Congo (3.0%), Ethiopia (1.1%), the Central African Republic (0.5%), Eritrea (0.5%), and other nationalities. Notably, over half (51.7%) of the refugees are female, and women and children together make up 80% of the total refugee population. Among the refugees, 39% are aged between 18 and 59, and 58% are children (0–17 years old). Most refugees are located in Upper Nile and the Unity States, accounting for 88% of the total refugee population.

Registered by sex

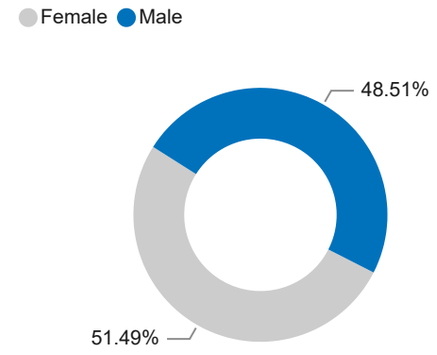

Registered by age cohort and sex

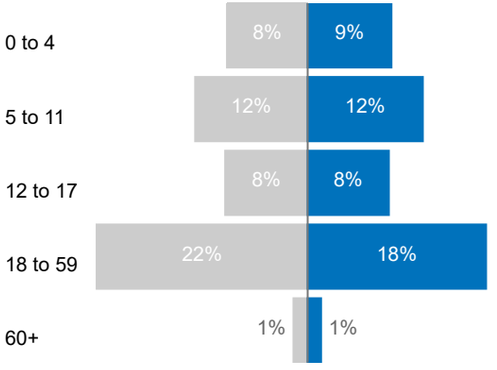

Key Figures

448,243	103,776	5,676	4,140	291,545
#individuals	#households	#individuals	#households	Enrolled
Refugee	Refugee	Asylum-Seeker	Asylum-Seeker	Biometric

Population per Camp/Settlement

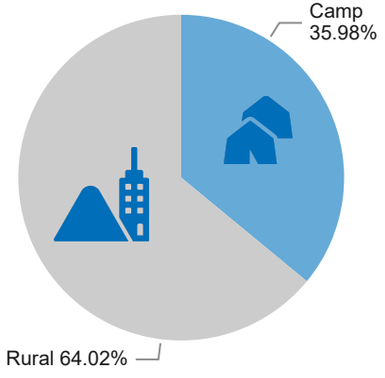

Camp Rural

New Registration Trend 2024

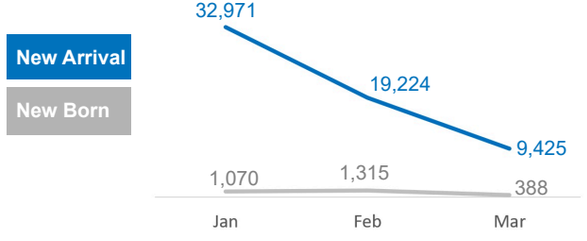

30,826	79%	58%
Has SPN	Children & Women	Children

Refugee per Location Nationality

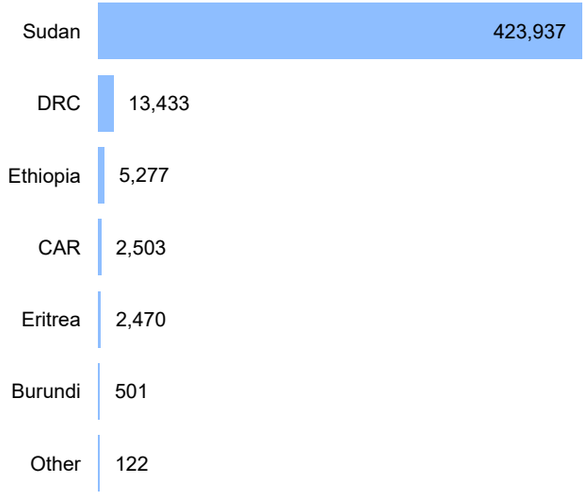

Asylum-Seekers per Nationality

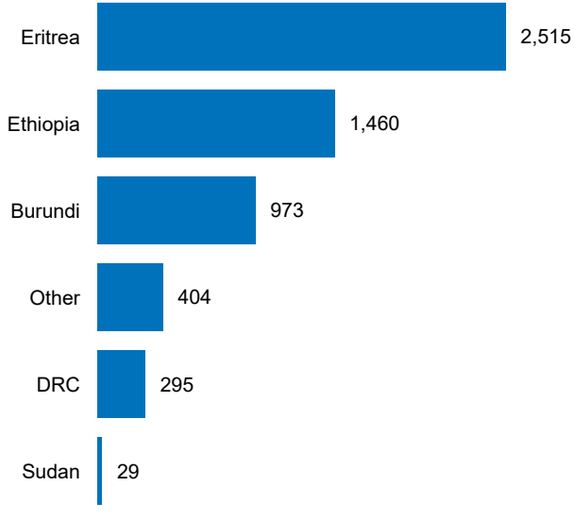

UNHCR Representation in South Sudan

Population by Asylum Address

Legal status	Country of Origin	Office	Report Year/Month
All	All	All	3/2024

Refugee per Location

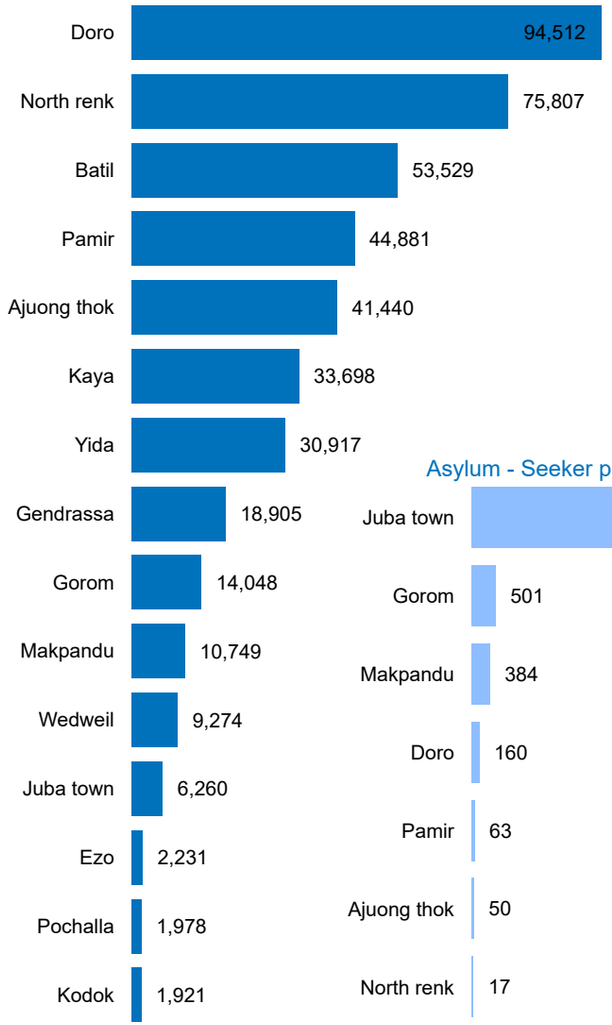

Asylum - Seeker per Location

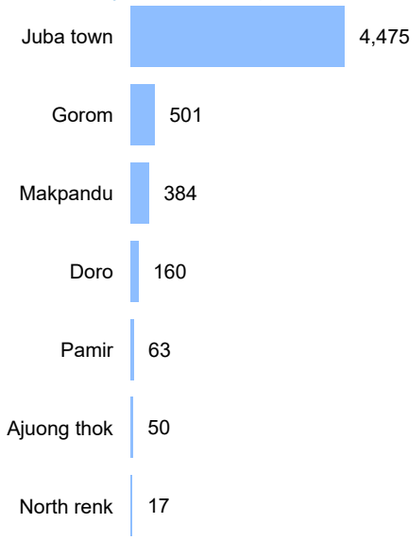

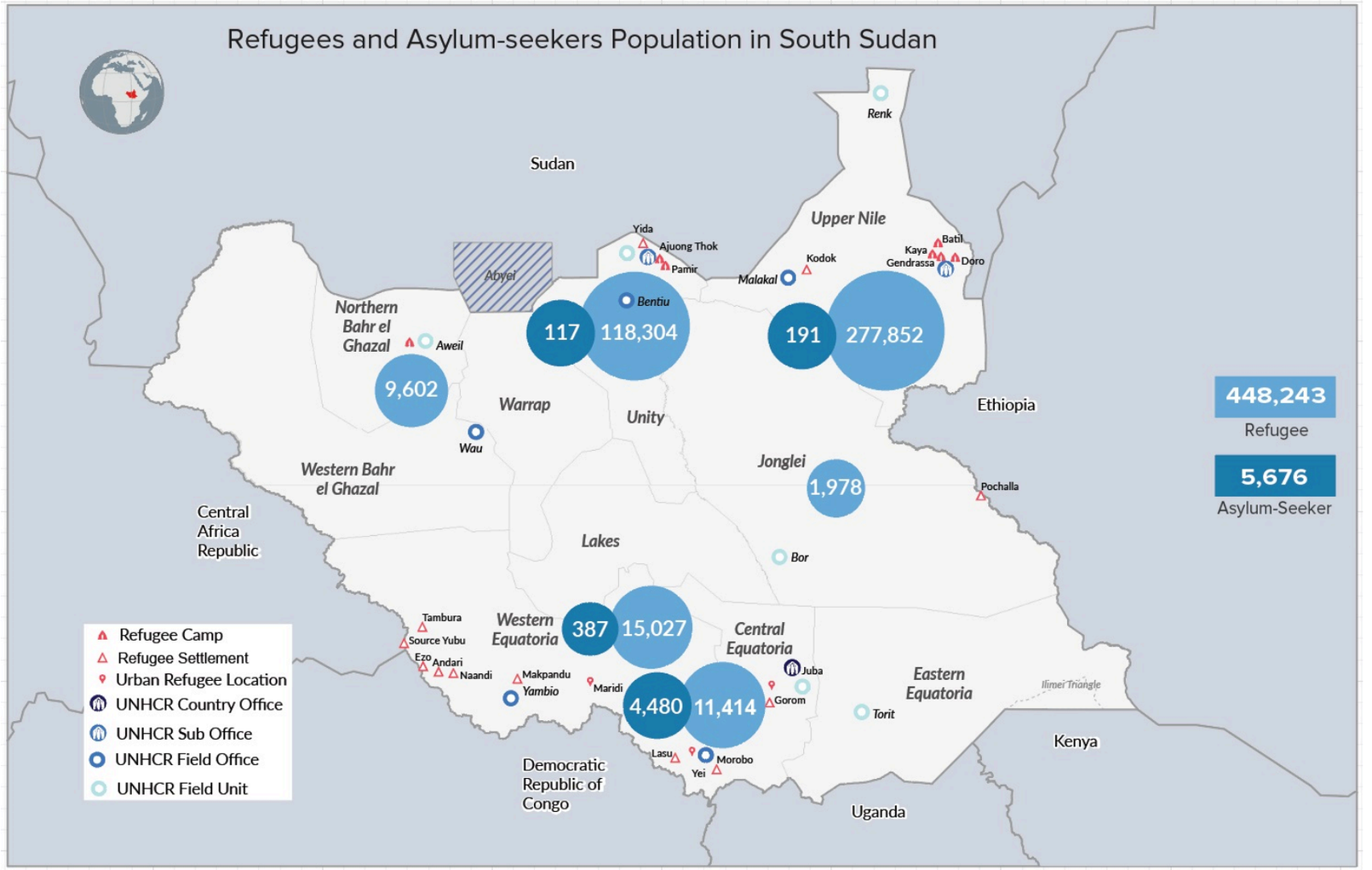

The boundaries and names shown and designations used on this map does not imply official endorsement of or acceptance by the United Nations or UNHCR. Final boundary between the Republic of Sudan and the Republic of South Sudan and final status of Abyei area are not yet determined.

UNHCR Representation in South Sudan

Socioeconomic profile

Highest Education Level

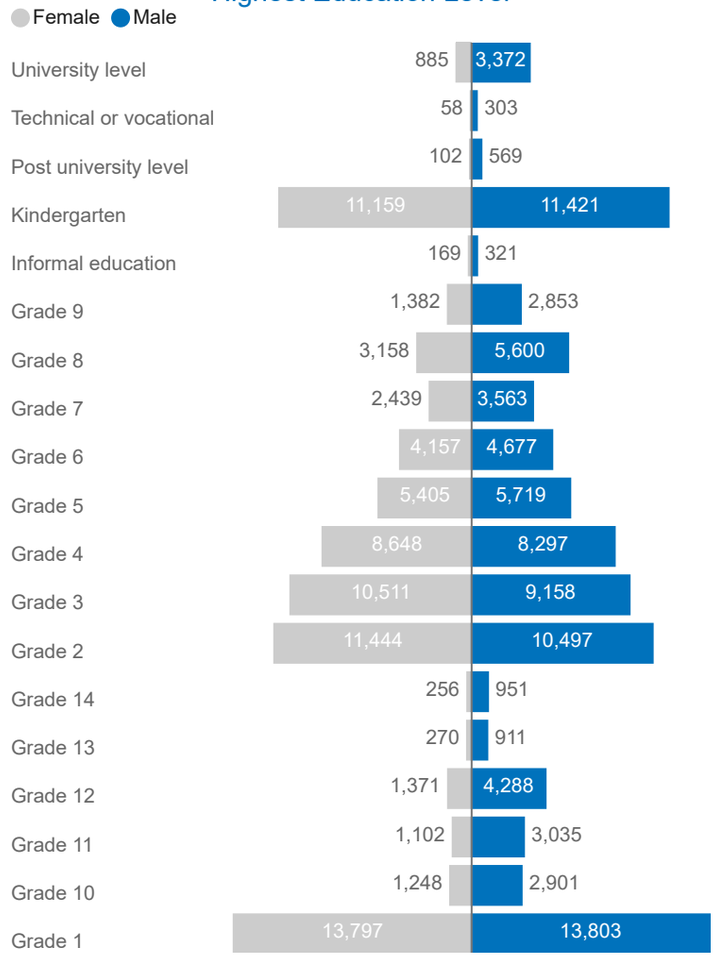

Persons with specific needs by age and sex

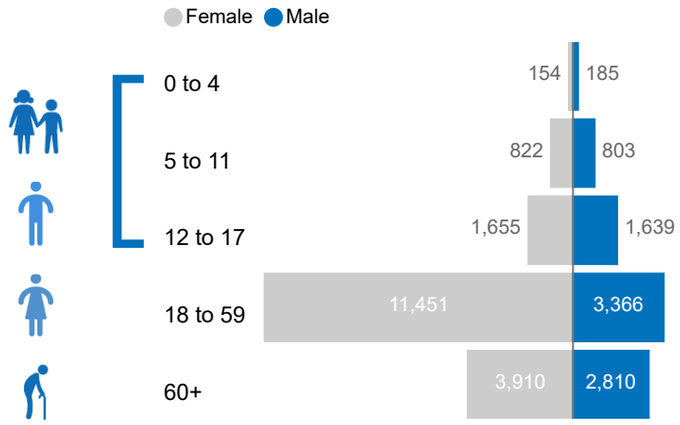

Marital Status

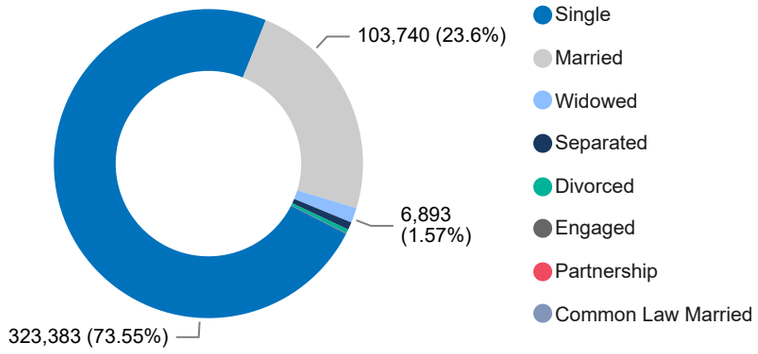

Professional Skill Top (10)

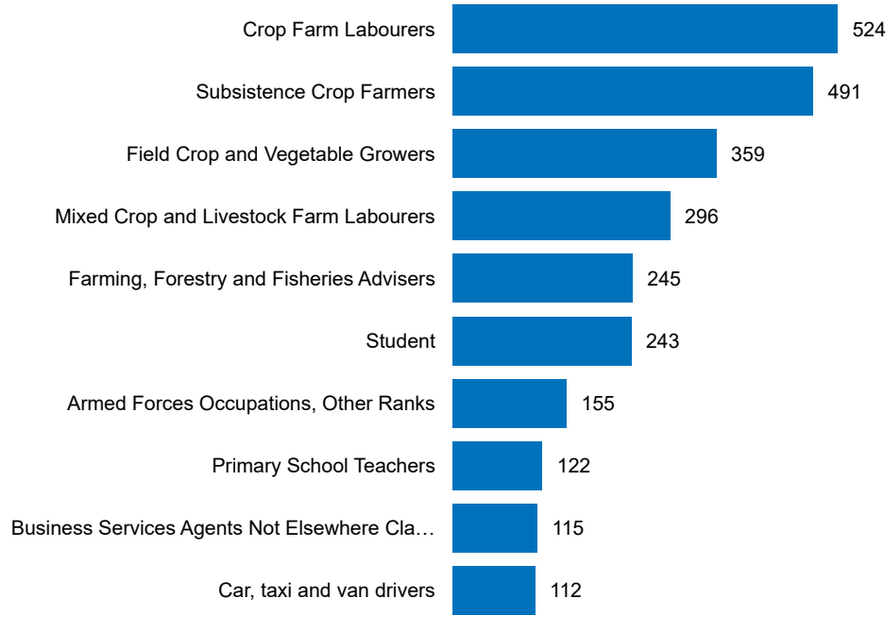

Breakdown of specific needs (Top 7)

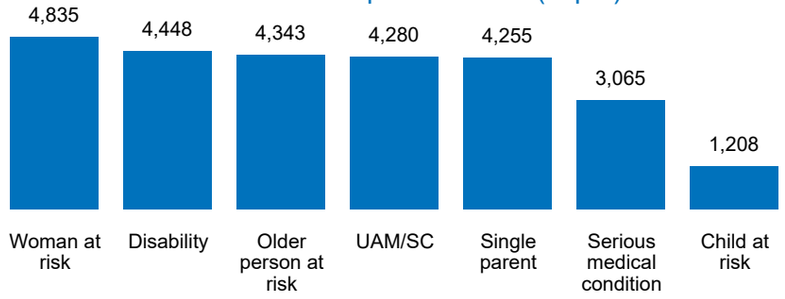

Socioeconomic Summary

Based on the 453,919 refugees and asylum-seekers registered, women outnumber men, most holding secondary education yet struggling to find work beyond subsistent farming and field labor. Young adults stand as the majority, grappling with the challenges of unemployment and single parenthood. This glimpse of their socio-economic profile hints at their resilience, with every statistic bearing witness to a life uprooted, yearning for the stability of formal employment and a secure future

* *Marital status and work experience is only applicable to registered individuals above 18 years.*

Registration Year/Month

Publish Date: 03 April 2024

Source: proGres

Feedback: SSDJUODM@unhcr.org