Registered Refugees and Asylum-Seekers in Jordan - All

Updated date: 02-05-2024

Active Registered Refugees and Asylum-Seekers **706,100**

578,309	81.9%	
127,791	18.1%	
35,537	5.0%	
344,274	48.8%	
326,289	46.2%	

Age and Gender

Gender	0-4	5-11	12-17	18-35	36-59	60+
Male	40,567	69,972	55,790	103,800	69,407	15,695
Female	39,138	66,414	52,971	100,042	72,156	20,148
Total	**79,705**	**136,386**	**108,761**	**203,842**	**141,563**	**35,843**
	11.3%	19.3%	15.4%	28.9%	20.0%	5.1%

Biometric Statistics

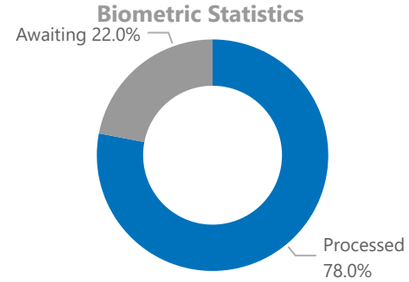

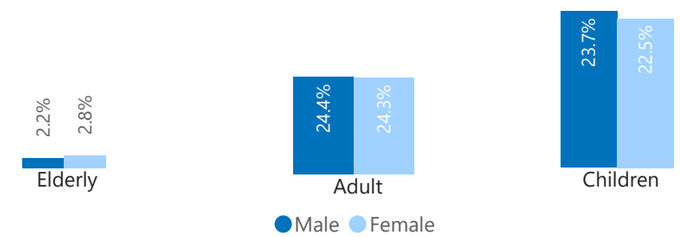

Origin Country

SOM	468	0.1%
other	761	0.1%
SUD	4,922	0.7%
YEM	12,751	1.8%
IRQ	52,470	7.4%
SYR	634,728	89.9%

Specific Needs

Serious medical condition	94,682	13.4%
Disability	54,681	7.7%
Specific legal and physical protection needs	27,304	3.9%
Child at risk	26,808	3.8%
Single parent	14,749	2.1%
Woman at risk	11,017	1.6%
Older person at risk	7,374	1.0%
Unaccompanied or separated child	1,746	0.2%

** An individual can have more than one specific need*

Individuals with Specific Needs	164,723	23.3%

Year of Arrival

Pre 2011	20,190	3.8%
2011	20,363	3.9%
2012	126,223	23.9%
2013	214,228	40.6%
2014	66,284	12.6%
2015	22,065	4.2%
2016	31,506	6.0%
2017	10,092	1.9%
2018	9,467	1.8%
2019	2,964	0.6%
2020	2,595	0.5%
2021	1,158	0.2%
2022	603	0.1%
2023	103	0.0%
2024	3	0.0%

** The new arrivals excludes newborn babies who are represented under the registration trend.*

Registration Trend

Pre - 2011	142,895	10.1%
2011	10,988	0.8%
2012	134,855	9.5%
2013	675,323	47.8%
2014	145,762	10.3%
2015	55,247	3.9%
2016	67,717	4.8%
2017	41,332	2.9%
2018	38,811	2.7%
2019	23,923	1.7%
2020	13,832	1.0%
2021	24,380	1.7%
2022	18,146	1.3%
2023	15,804	1.1%
2024	4,496	0.3%

Registration Trend Quarterly

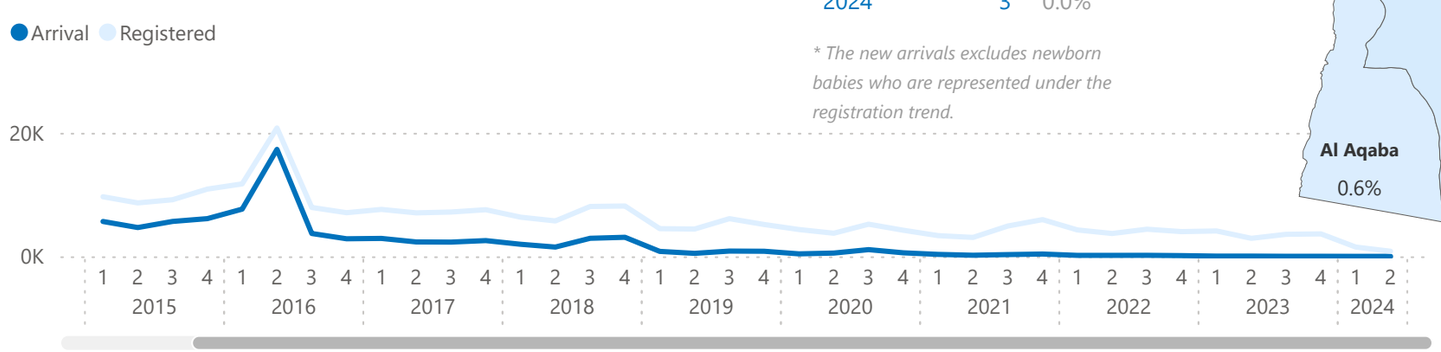

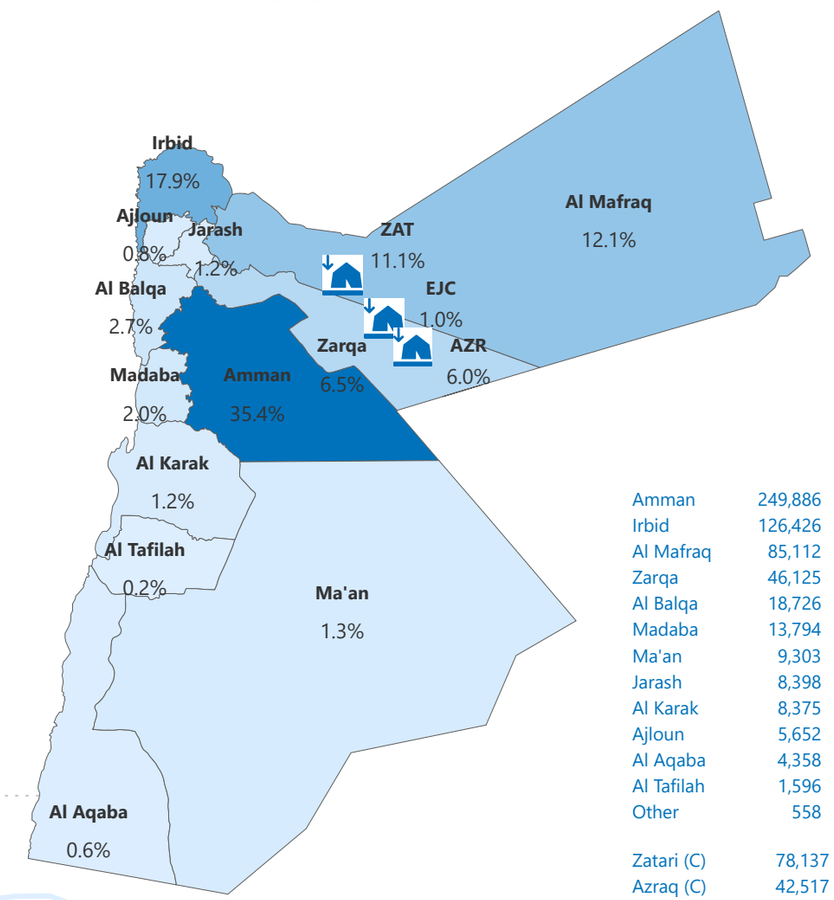

Amman	249,886
Irbid	126,426
Al Mafraq	85,112
Zarqa	46,125
Al Balqa	18,726
Madaba	13,794
Ma'an	9,303
Jarash	8,398
Al Karak	8,375
Ajloun	5,652
Al Aqaba	4,358
Al Tafilah	1,596
Other	558
Zatari (C)	78,137
Azraq (C)	42,517
EJ (C)	6,839
Garden Camp	298

Analyzed by Data Analysis Group | Jordan
Feedback: Asghar@unhcr.org

Registered Refugees and Asylum-Seekers in Jordan - SYR

Updated date: 02-05-2024

Active Registered Refugees and Asylum-Seekers **634,728**

506,939	79.9%	
127,789	20.1%	
27,143	4.3%	
299,684	47.2%	
307,901	48.5%	

Age and Gender

Gender	0-4	5-11	12-17	18-35	36-59	60+
Male	39,079	66,341	51,432	90,270	56,667	11,567
Female	37,708	62,997	49,039	90,607	63,190	15,831
Total	**76,787**	**129,338**	**100,471**	**180,877**	**119,857**	**27,398**
	12.1%	20.4%	15.8%	28.5%	18.9%	4.3%

Biometric Statistics

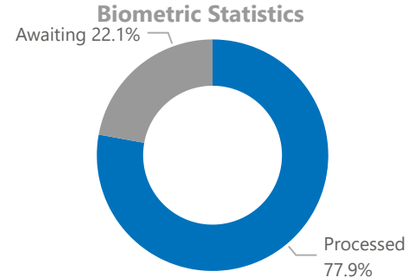

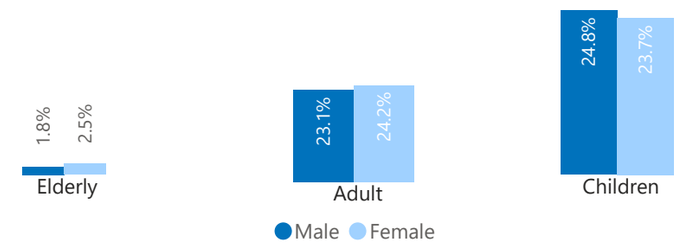

Origin Country

SYR	634,728	100.0%

Specific Needs

Serious medical condition	81,345	12.8%
Disability	49,446	7.8%
Child at risk	25,440	4.0%
Specific legal and physical protection needs	24,584	3.9%
Single parent	13,525	2.1%
Woman at risk	8,773	1.4%
Older person at risk	6,387	1.0%
Unaccompanied or separated child	1,670	0.3%

** An individual can have more than one specific need*

Individuals with Specific Needs	146,265	23.0%

Year of Arrival

Pre 2011	9,653	2.1%
2011	18,752	4.0%
2012	123,774	26.7%
2013	208,900	45.1%
2014	53,650	11.6%
2015	12,959	2.8%
2016	22,555	4.9%
2017	3,148	0.7%
2018	2,837	0.6%
2019	2,725	0.6%
2020	2,454	0.5%
2021	1,090	0.2%
2022	568	0.1%
2023	91	0.0%
2024	3	0.0%

** The new arrivals excludes newborn babies who are represented under the registration trend.*

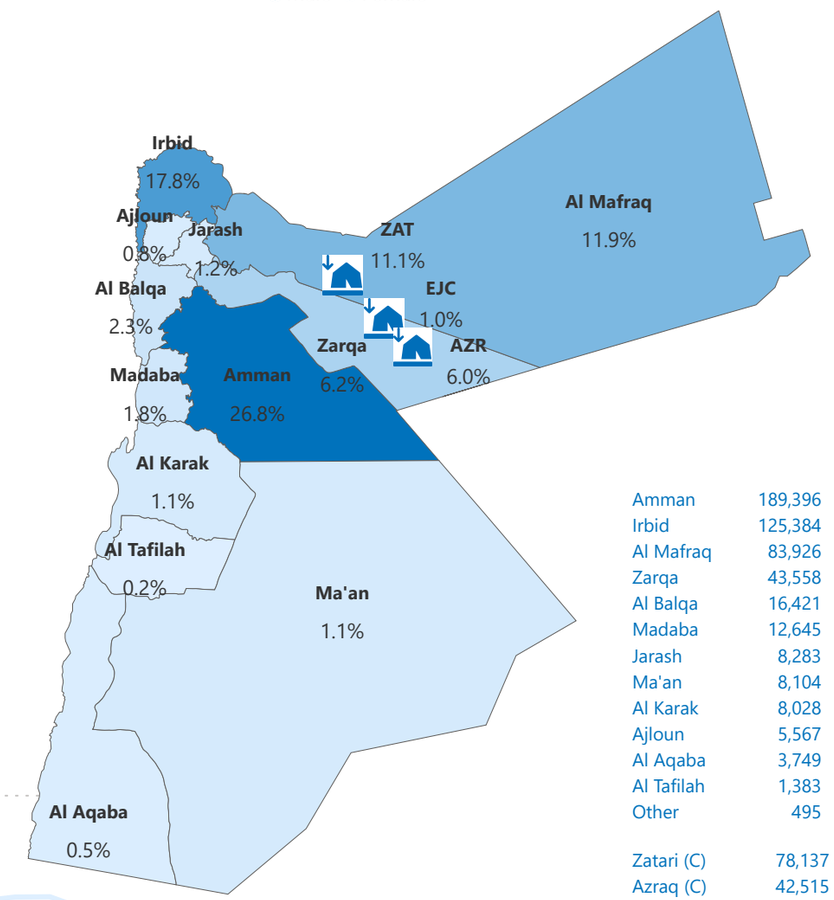

Amman	189,396
Irbid	125,384
Al Mafraq	83,926
Zarqa	43,558
Al Balqa	16,421
Madaba	12,645
Jarash	8,283
Ma'an	8,104
Al Karak	8,028
Ajloun	5,567
Al Aqaba	3,749
Al Tafilah	1,383
Other	495
Zatari (C)	78,137
Azraq (C)	42,515
EJ (C)	6,839
Garden Camp	298

Registration Trend

Pre - 2011	1,424	0.1%
2011	2,361	0.2%
2012	130,034	11.1%
2013	667,333	57.1%
2014	121,339	10.4%
2015	41,012	3.5%
2016	53,601	4.6%
2017	28,667	2.5%
2018	27,527	2.4%
2019	22,281	1.9%
2020	13,271	1.1%
2021	23,130	2.0%
2022	17,286	1.5%
2023	15,058	1.3%
2024	4,307	0.4%

Registration Trend Quarterly

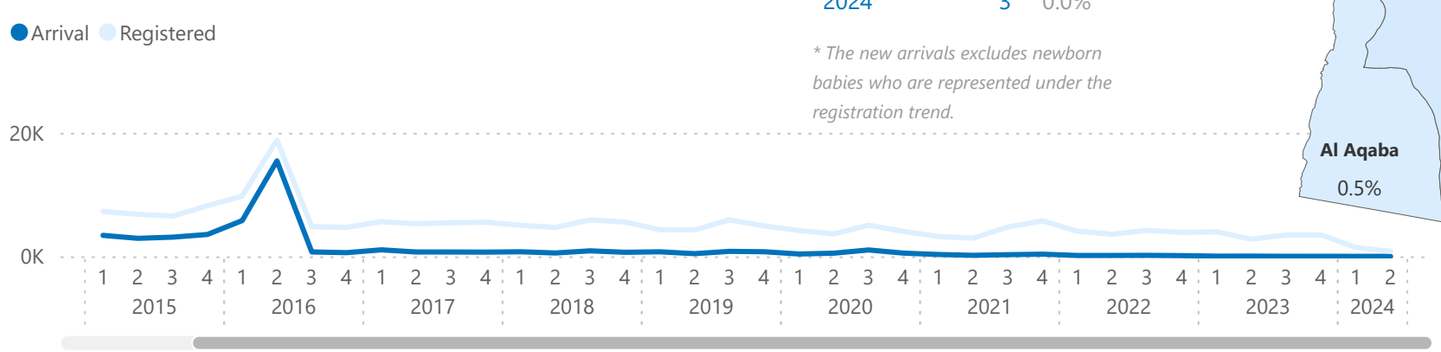

Analyzed by Data Analysis Group | Jordan
Feedback: Asghar@unhcr.org

Registered Refugees and Asylum-Seekers in Jordan - IRQ

Updated date: 02-05-2024

Active Registered Refugees and Asylum-Seekers **52,470**

	52,469	100.0%
	1	0.0%
	7,295	13.9%
	31,968	60.9%
	13,207	25.2%

Age and Gender

Gender	0-4	5-11	12-17	18-35	36-59	60+
Male	434	2,662	3,749	8,663	8,060	3,289
Female	404	2,496	3,341	7,674	7,647	4,051
Total	**838**	**5,158**	**7,090**	**16,337**	**15,707**	**7,340**
	1.6%	9.8%	13.5%	31.1%	29.9%	14.0%

Biometric Statistics

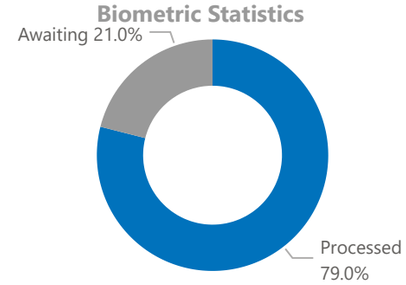

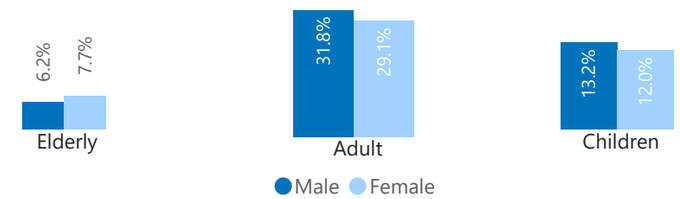

Origin Country

IRQ	52,470	100.0%

Specific Needs

Serious medical condition	9,679	18.4%
Disability	3,568	6.8%
Woman at risk	1,754	3.3%
Specific legal and physical protection needs	1,539	2.9%
Child at risk	1,194	2.3%
Single parent	965	1.8%
Older person at risk	862	1.6%
Unaccompanied or separated child	56	0.1%

** An individual can have more than one specific need*

Individuals with Specific Needs	13,240	25.2%

Year of Arrival

Pre 2011	9,273	19.0%
2011	1,190	2.4%
2012	1,690	3.5%
2013	3,564	7.3%
2014	11,257	23.1%
2015	6,198	12.7%
2016	7,795	16.0%
2017	5,274	10.8%
2018	2,367	4.8%
2019	95	0.2%
2020	67	0.1%
2021	17	0.0%
2022	12	0.0%
2023	6	0.0%
2024	0	0.0%

** The new arrivals excludes newborn babies who are represented under the registration trend.*

Registration Trend

Pre - 2011	133,236	65.3%
2011	7,770	3.8%
2012	4,088	2.0%
2013	5,396	2.6%
2014	21,535	10.5%
2015	9,869	4.8%
2016	10,560	5.2%
2017	7,070	3.5%
2018	3,220	1.6%
2019	431	0.2%
2020	127	0.1%
2021	425	0.2%
2022	213	0.1%
2023	154	0.1%
2024	47	0.0%

Registration Trend Quarterly

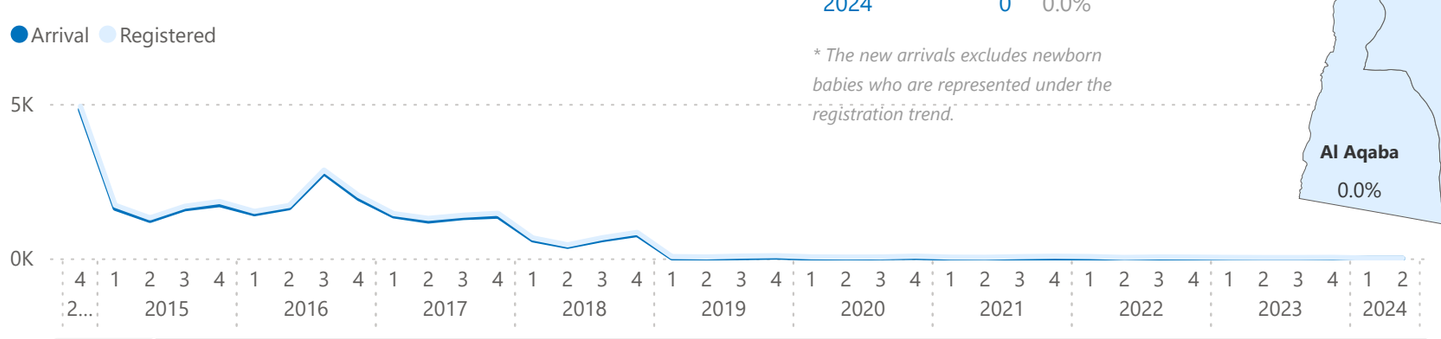

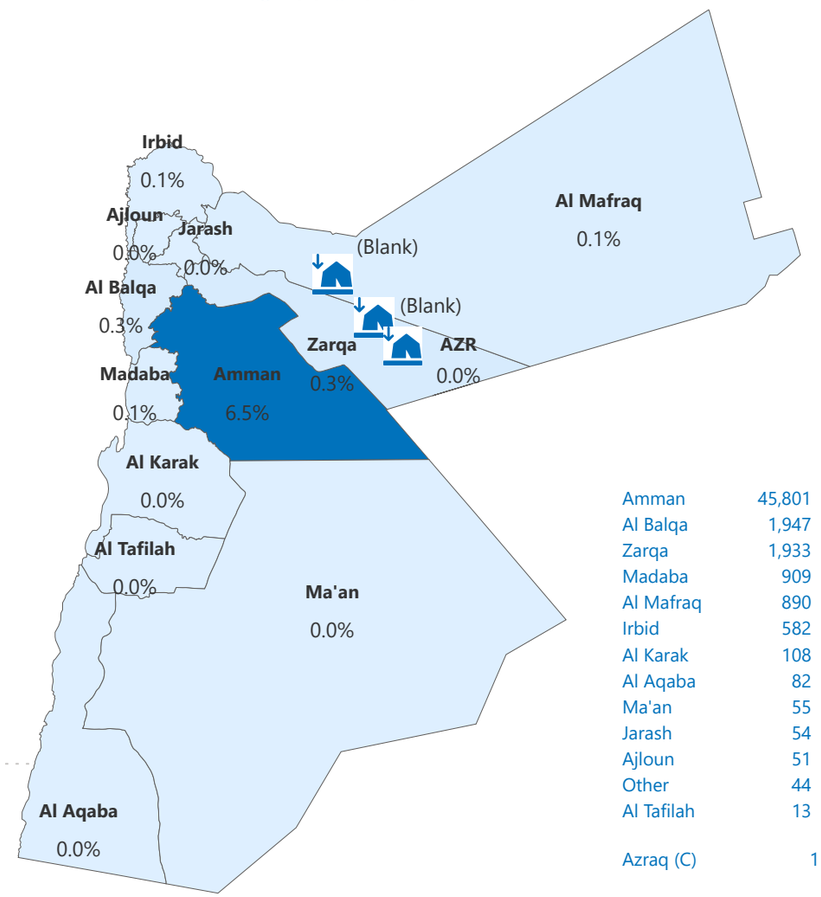

Amman	45,801
Al Balqa	1,947
Zarqa	1,933
Madaba	909
Al Mafraq	890
Irbid	582
Al Karak	108
Al Aqaba	82
Ma'an	55
Jarash	54
Ajloun	51
Other	44
Al Tafilah	13
Azraq (C)	1

Analyzed by Data Analysis Group | Jordan
Feedback: Asghar@unhcr.org

Registered Refugees and Asylum-Seekers in Jordan - Other

Updated date: 02-05-2024

Active Registered Refugees and Asylum-Seekers **18,902**

18,901 100.0%

1 0.0%

1,099 5.8%

12,622 66.8%

5,181 27.4%

Age and Gender

Gender	0-4	5-11	12-17	18-35	36-59	60+
Female	1,026	921	591	1,761	1,319	266
Male	1,054	969	609	4,867	4,680	839
Total	**2,080**	**1,890**	**1,200**	**6,628**	**5,999**	**1,105**
	11.0%	10.0%	6.3%	35.1%	31.7%	5.8%

Biometric Statistics

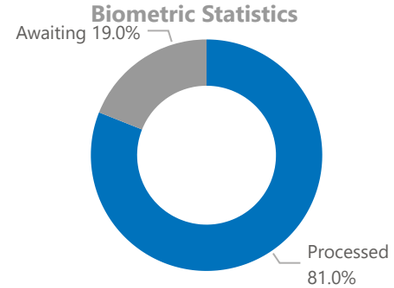

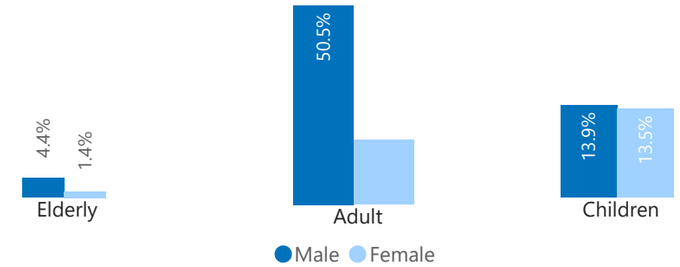

Origin Country

SOM	468	2.5%
other	761	4.0%
SUD	4,922	26.0%
YEM	12,751	67.5%

Specific Needs

Serious medical condition	3,658	19.4%
Disability	1,667	8.8%
Specific legal and physical protection needs	1,181	6.2%
Woman at risk	490	2.6%
Single parent	259	1.4%
Child at risk	174	0.9%
Older person at risk	125	0.7%
Unaccompanied or separated child	20	0.1%

** An individual can have more than one specific need*

Individuals with Specific Needs	5,218	27.6%

Year of Arrival

Pre 2011	1,264	8.0%
2011	421	2.7%
2012	759	4.8%
2013	1,764	11.1%
2014	1,377	8.7%
2015	2,908	18.3%
2016	1,156	7.3%
2017	1,670	10.5%
2018	4,263	26.8%
2019	144	0.9%
2020	74	0.5%
2021	51	0.3%
2022	23	0.1%
2023	6	0.0%
2024	0	0.0%

** The new arrivals excludes newborn babies who are represented under the registration trend.*

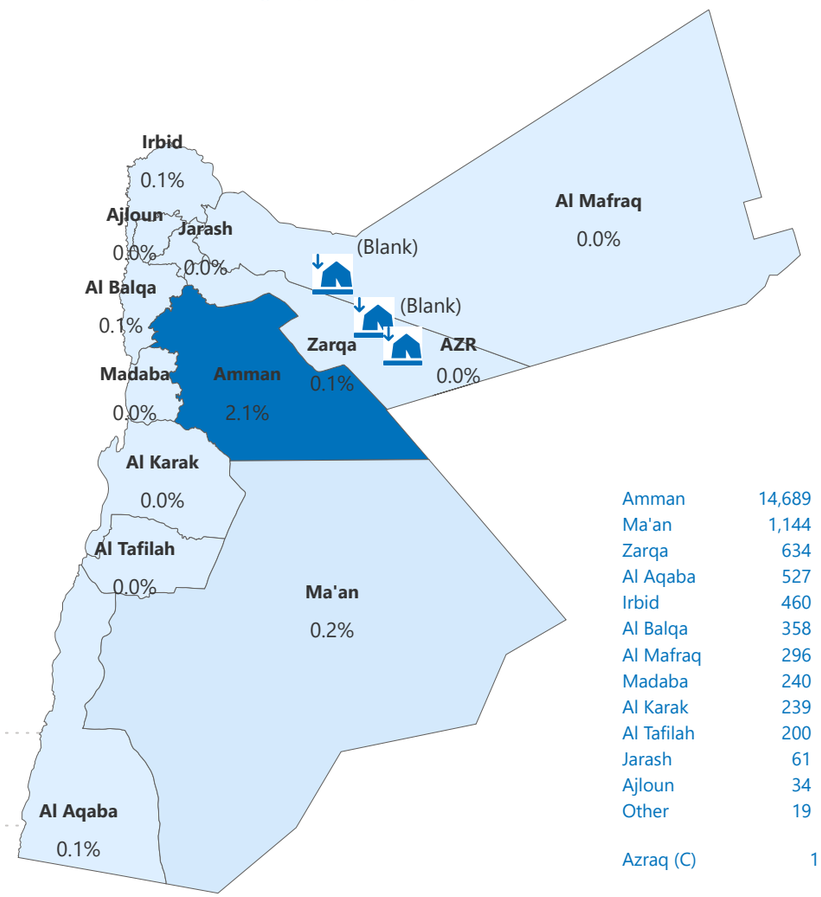

Amman	14,689
Ma'an	1,144
Zarqa	634
Al Aqaba	527
Irbid	460
Al Balqa	358
Al Mafraq	296
Madaba	240
Al Karak	239
Al Tafilah	200
Jarash	61
Ajloun	34
Other	19
Azraq (C)	1

Registration Trend

Pre - 2011	8,235	20.2%
2011	857	2.1%
2012	733	1.8%
2013	2,594	6.4%
2014	2,888	7.1%
2015	4,366	10.7%
2016	3,556	8.7%
2017	5,595	13.7%
2018	8,064	19.8%
2019	1,211	3.0%
2020	434	1.1%
2021	825	2.0%
2022	647	1.6%
2023	592	1.5%
2024	142	0.3%

Registration Trend Quarterly

Analyzed by Data Analysis Group | Jordan
Feedback: Asghar@unhcr.org