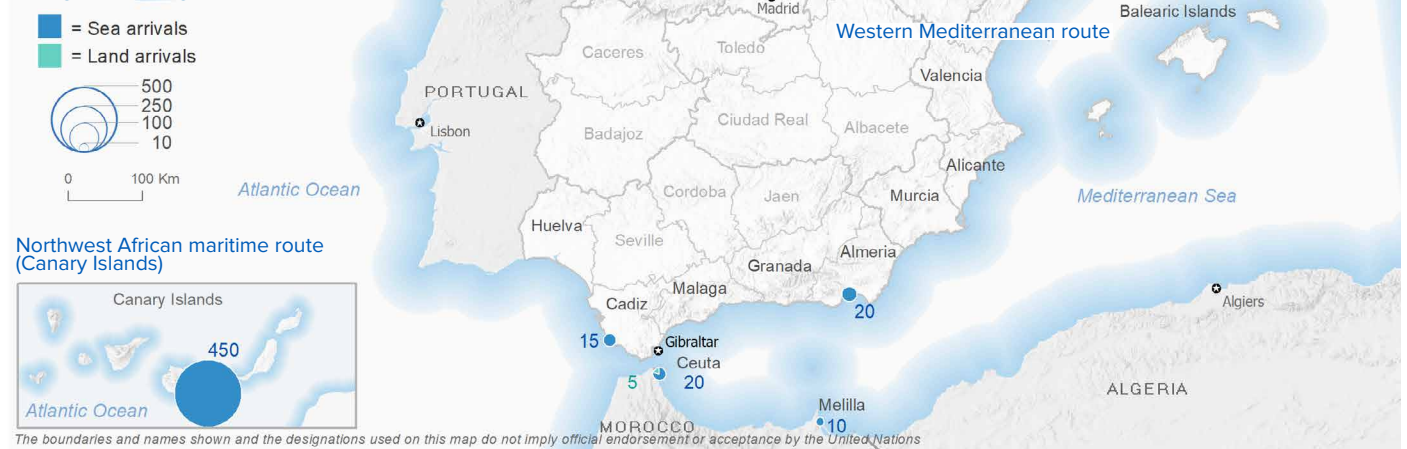


# SPAIN Weekly snapshot - Week 19 (6 - 12 May 2024)

The charts below are based on figures from the Ministry of Interior and UNHCR estimates. All figures are provisional and subject to change

## Refugees & migrants: sea and land arrivals in week 19<sup>1</sup>



### Arrivals in Spain

**20,945**  
 Arrivals as of 12 May 2024<sup>2</sup>  
+176%  
 Dif. 2023

**20,771**  
 Sea Arrivals<sup>2</sup>  
 Dif. 2023: +181%

**174**  
 Land Arrivals<sup>2</sup>  
 Dif. 2023: -14%

**517**  
 Arrivals Week 19<sup>1</sup>  
 Dif. last week: +21%  
 Dif. 2023: +28%

### Western Mediterranean

**4,351**  
 Arrivals as of 12 May 2024<sup>2</sup>  
+15%  
 Dif. 2023

**4,177**  
 Sea Arrivals<sup>2</sup>  
 Dif. 2023: +17%

**174**  
 Land Arrivals<sup>2</sup>  
 Dif. 2023: -14%

**66**  
 Arrivals Week 19<sup>1</sup>  
 Dif. last week: -74%  
 Dif. 2023: -61%

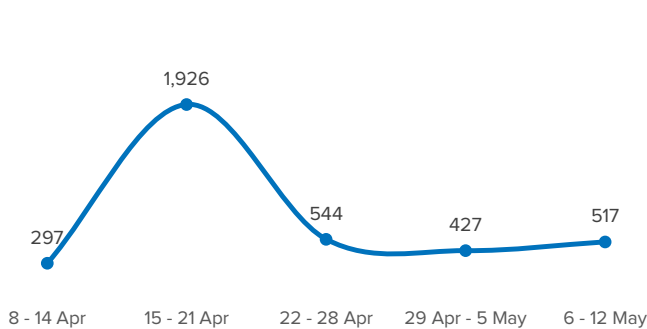
### Northwest African maritime (Canary Islands)

**16,594**  
 Arrivals as of 12 May 2024<sup>2</sup>  
+334%  
 Dif. 2023

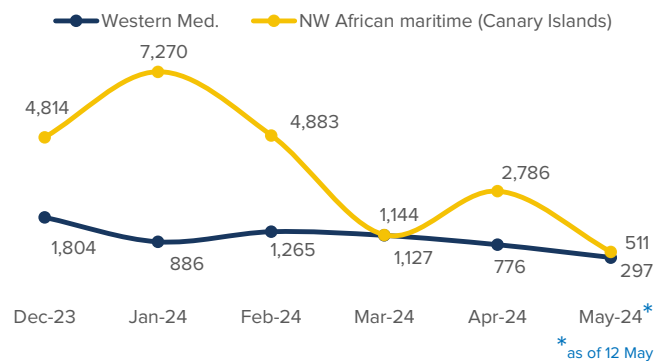
**16,594**  
 Sea Arrivals<sup>2</sup>  
 Dif. 2023: +334%

**451**  
 Arrivals Week 19<sup>1</sup>  
 Dif. last week: +164%  
 Dif. 2023: +91%

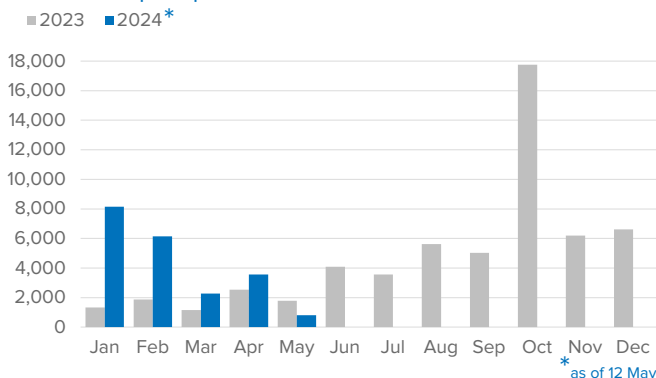
## Arrivals in Spain during the last five weeks<sup>1</sup>



## Arrivals in Spain by route during the last six months<sup>2</sup>



## Arrivals in Spain per month<sup>2</sup>



## Arrivals in Spain per year<sup>2</sup>

