LEBANON
Response Plan

LRP Partners Update Meeting

May 17, 2024

LEBANON
Response Plan

Opening Remarks

LRP Co-Chairs

Agenda

1. **Funding Update:** Q1 2024
2. **VIII Brussels Conference**
3. **Cross-Sectoral Referrals**
   - Review of 2023 Referrals Data by Sectors
   - Presentation by RIMS on Annual Results
4. **Trends Presentation:** Protection, Conflict Sensitivity, & Gender
5. **Update on Escalation of Hostilities in South Lebanon**
   - Situation Updates & Products (Flash Update)
   - South Rapid Participatory Assessment
   - Situation of Displaced Adolescent Girls and Young Women (UNICEF)
6. **AoB**

LEBANON
Response Plan

Funding Update: Q1 2024

Faisal Al Fakeeh, Associate Information Management Officer

Funding Update Q1 2024

Overall Figures

LRP 2024 Appeal

$2.7 billion

Available

$557.3 million

$268.4 million received between January and End of March 2024 plus $288.9 million of funds received in 2023 for 2024 projects + carry-over

LRP 2024 Funding Available -

Based on Partner Reporting

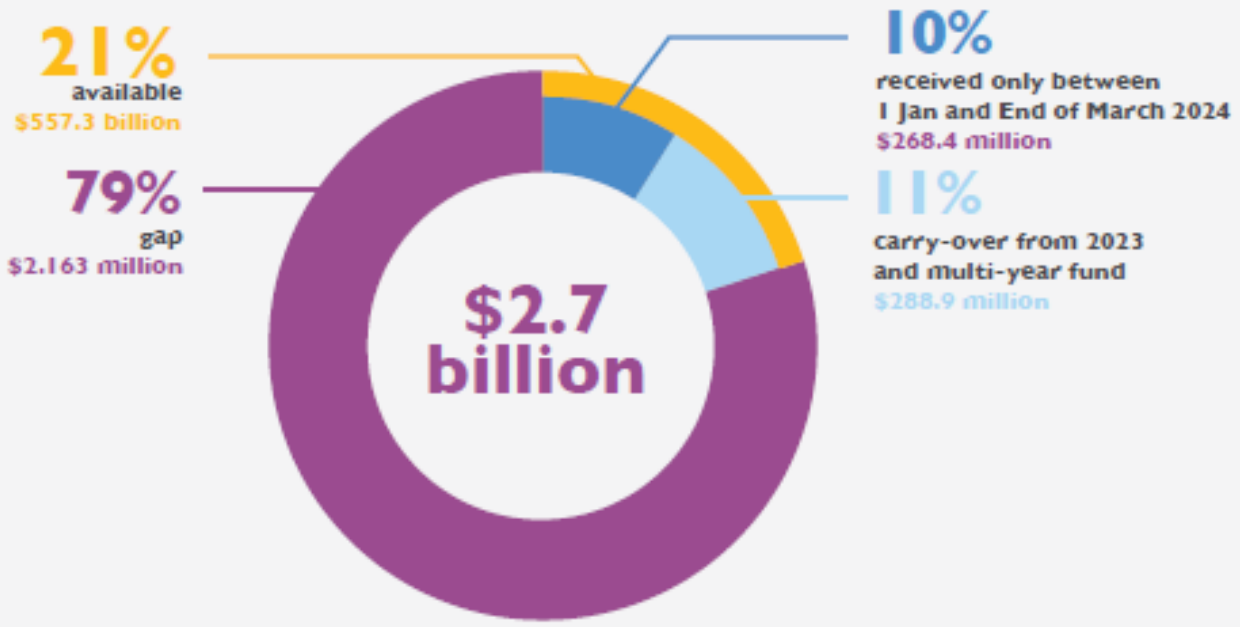

Funding Update Q1 2024

Figures by Sector

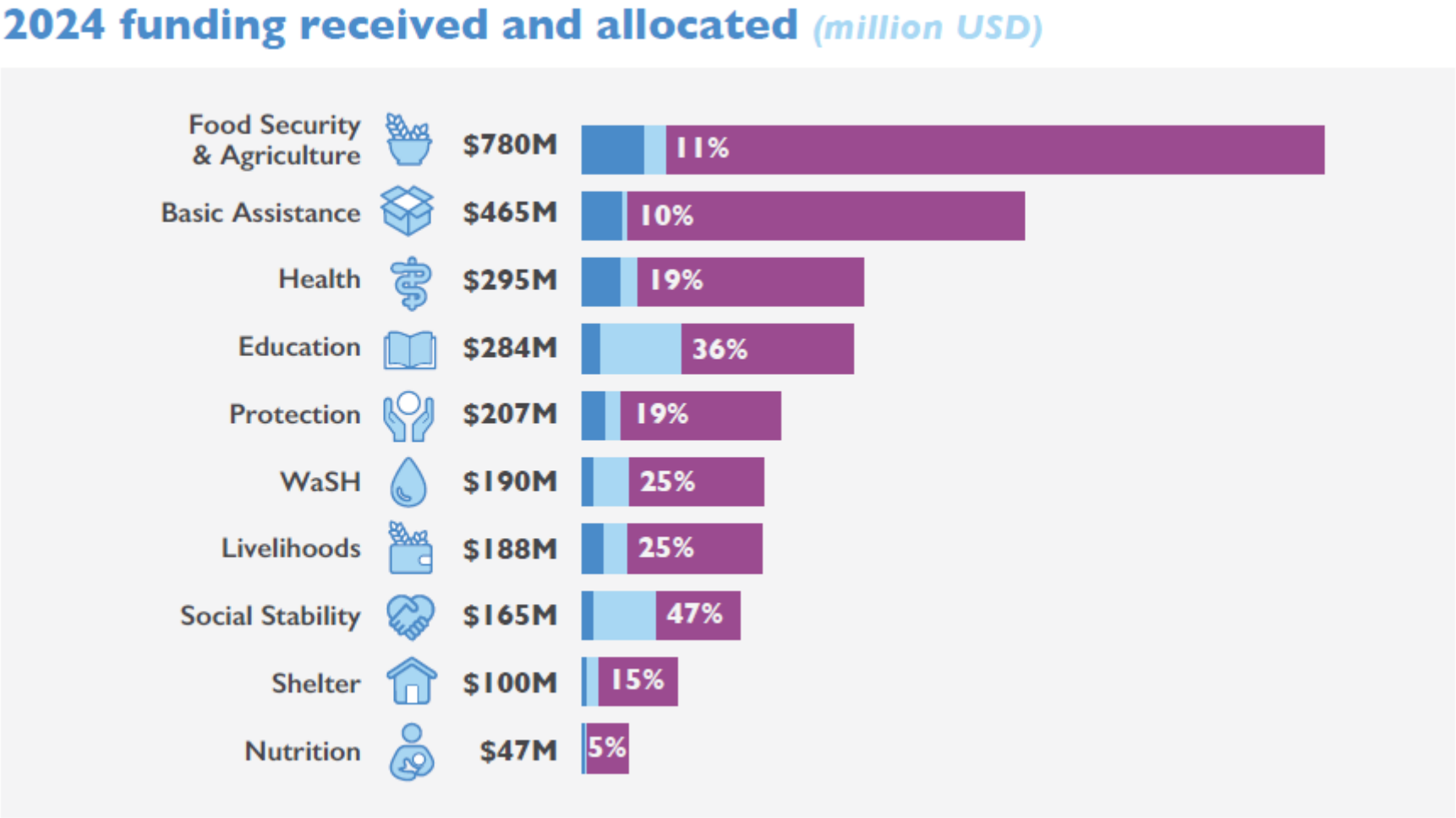

Funding Update Q1 2024

Funding Trend 2020 to 2024

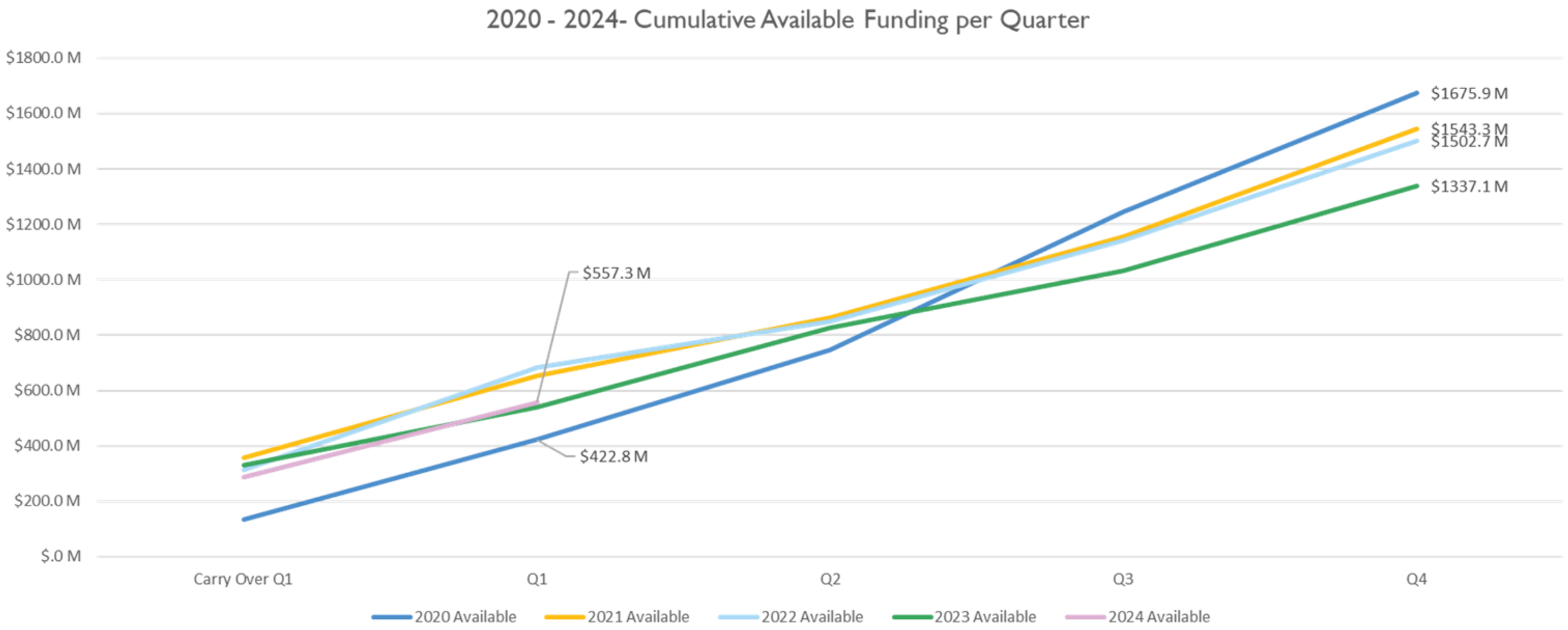

Funding Update Q1 2024

New Funding Received per Quarter 2020-2024

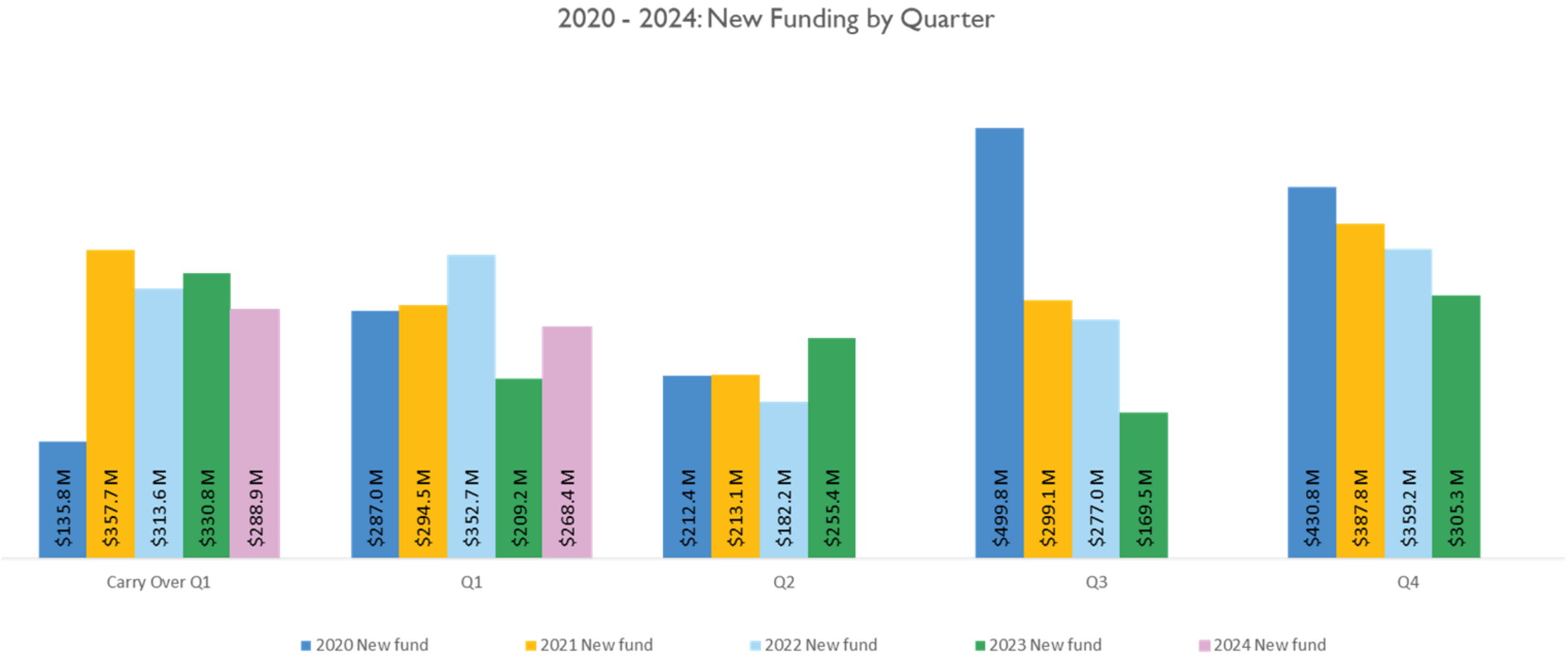

Funding Update Q1 2024

Response to Escalation of Hostilities in South Lebanon

Response to Escalation of Hostilities in South Lebanon *(in USD)*

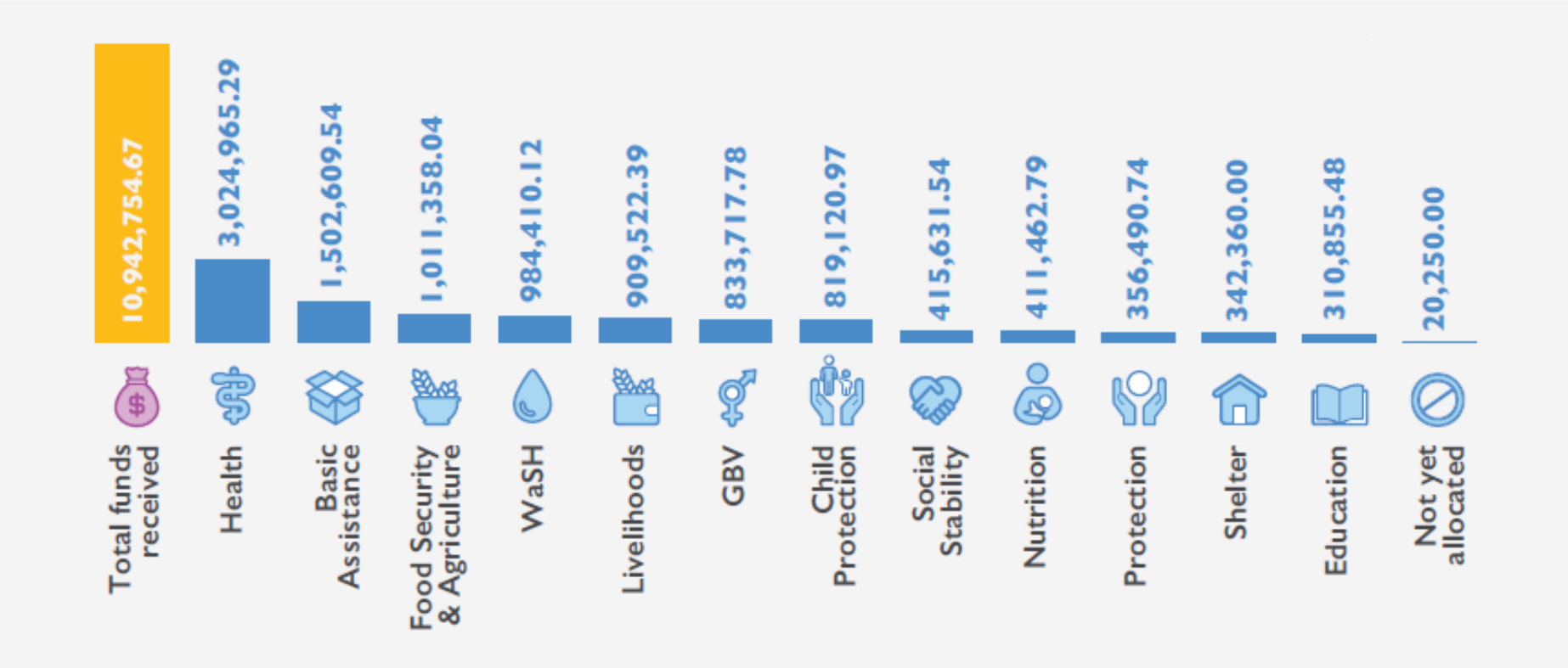

LEBANON
Response Plan

VIII Brussels Conference

Daniella Khalil (Amel Association – LHDF Committee Member)

Cross Sectoral Referrals

Sophie Etzold, Protection Sector and GBV Working Group Coordinator (UNHCR)
Anastasia Mokdad, Referral Information Management Coordinator (DRC)

LEBANON
Response Plan

Review of 2023 Referral Data by Sectors

Sophie Etzold, Protection & GBV Working Group Coordinator (UNHCR)

Review of 2023 Referrals Data by Sectors

Inter-Agency Referrals (1)

Total referrals in 2023: **153,112 across sectors and systems**

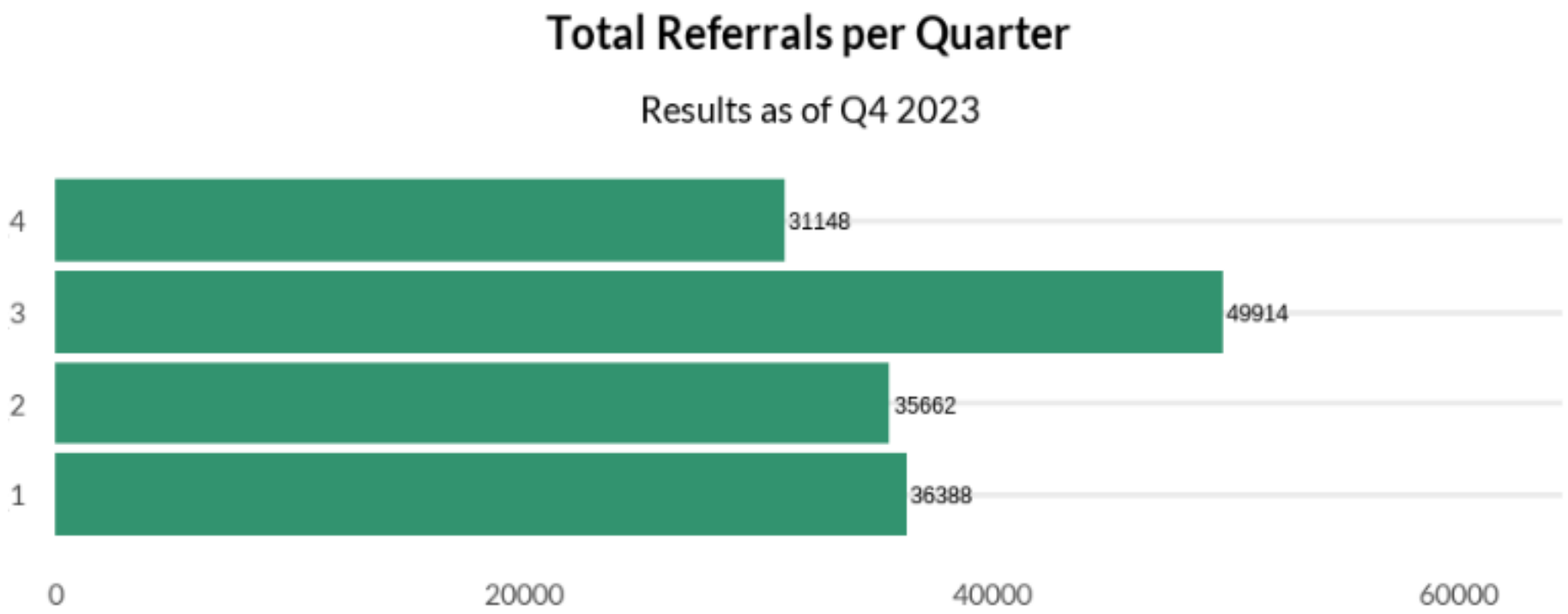

Review of 2023 Referrals Data by Sectors

Inter-Agency Referrals (2)

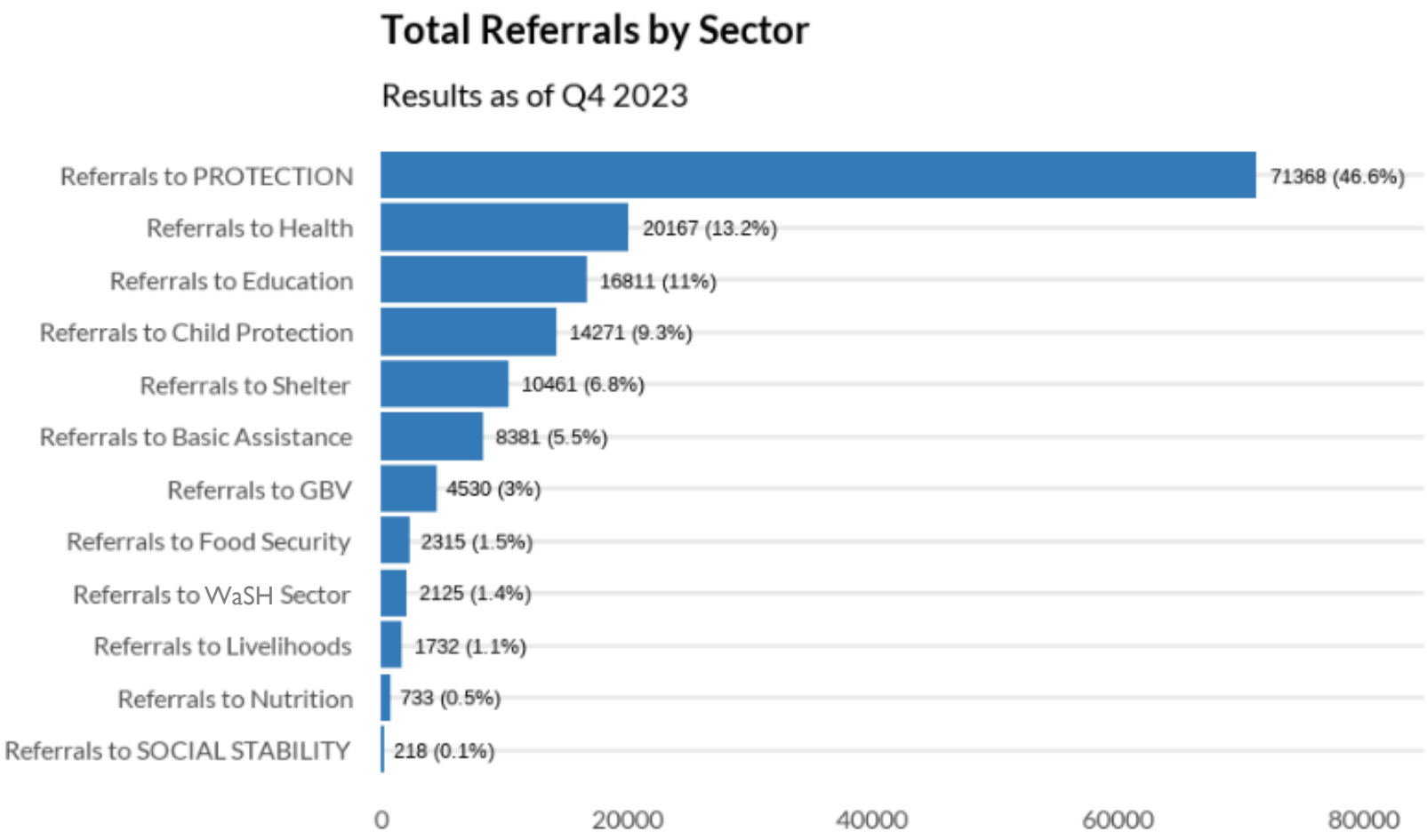

Review of 2023 Referrals Data by Sectors

Inter-Agency Referrals (3)

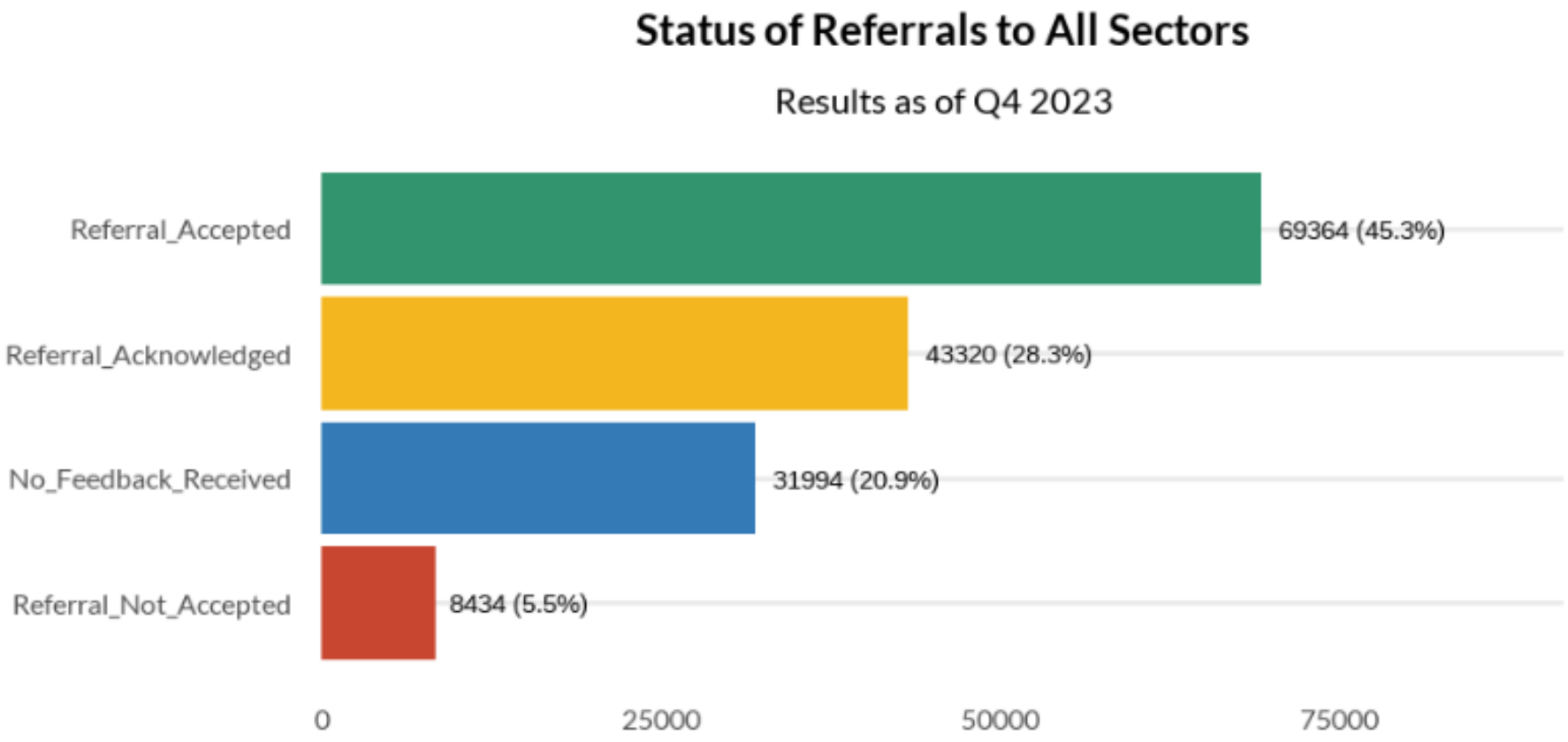

Review of 2023 Referrals Data by Sectors

Inter-Agency Referrals (4)

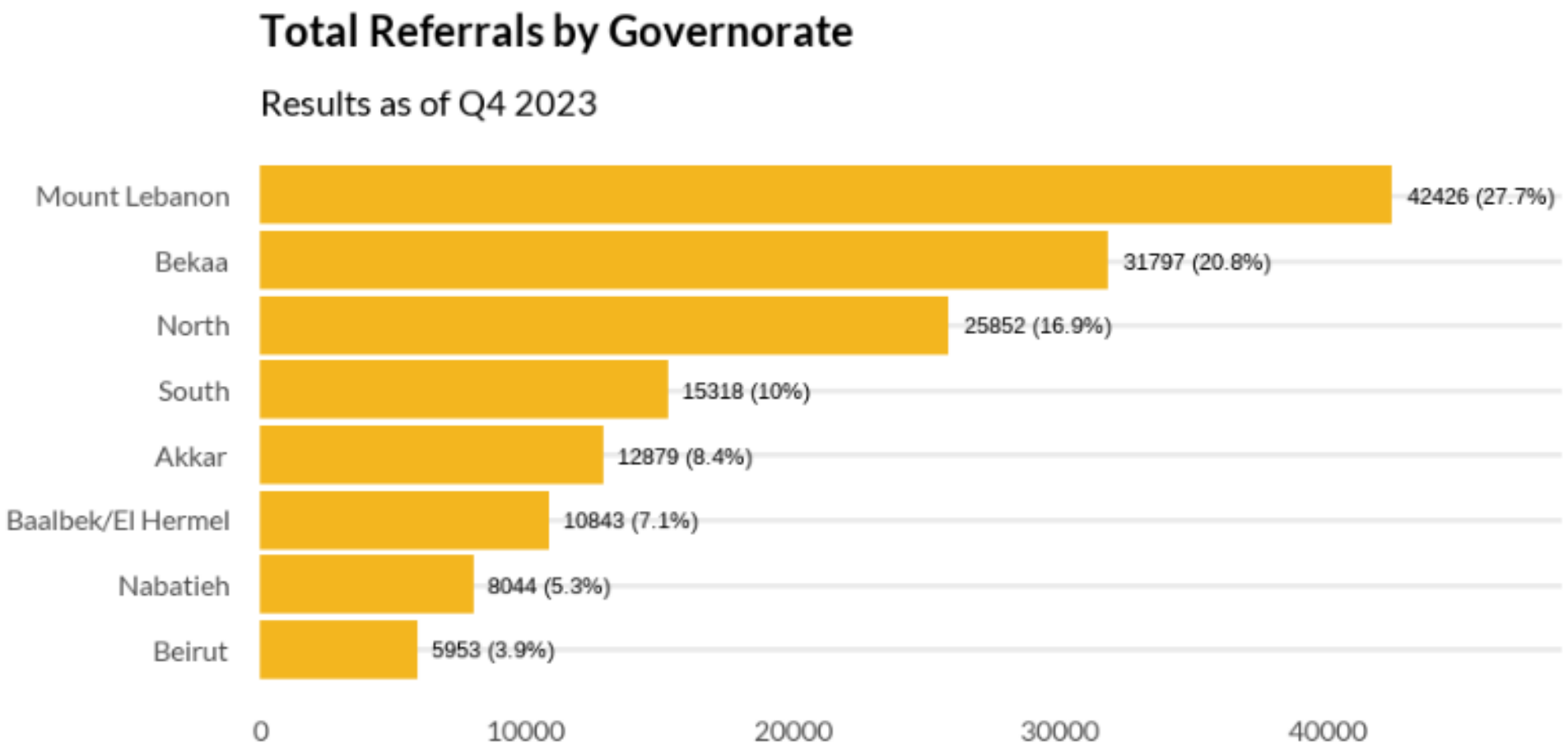

Referrals Data

Key Gaps and Challenges

21% of referrals did not receive any feedback

28% of referrals accepted are not successfully closed

6% of referrals are 'not eligible'

Inter-Agency Service Mapping and Referral Tools

Accessible on the Lebanon Information Hub

Lebanon Information Hub: https://ialebanon.unhcr.org/

LEBANON
Response Plan

RIMS Annual Results

Anastasia Mokdad, Referral Information Management Coordinator (DRC)

DANISH REFUGEE COUNCIL

RIMS | Referral Information Management System

RIMS is a CROSS-SECTORAL, INCLUSIVE and PROTECTED NATIONAL digital referral platform:



DANISH REFUGEE COUNCIL

RIMS 2023 Referrals Trends

- Throughout **2023**, a total of **19,546** referrals were processed on the RIMS platform.
- Top 3 sectors during 2023 were **Protection**, Health and Child Protection.
- According to RIMS data, Protection referrals emerge as a top priority constituting **24%** of the total # referrals.
- November emerged as the month with the highest volume of referrals.

1. Mount Lebanon consistently stands out at the region, reporting the highest number of referrals on RIMS.

2. Child protection, protection, and education sectors are prominently featured, indicating these as priority needs in MtL.

3. North and Akkar exhibit diverse, referral priorities, including protection health and basic assistance.

4. Beirut the primary requests are for education health and protection services.

5. In the south, especially during the last three months of 2023, top priority needs were basic assistance, protection, and education.

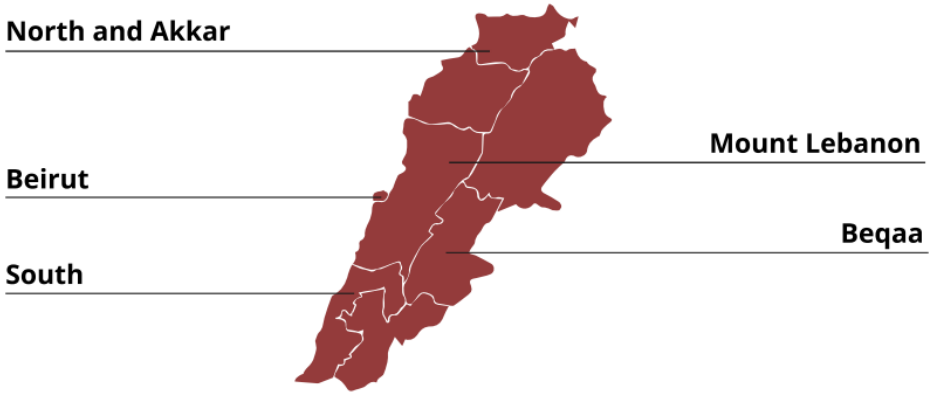

Challenges and Response Rates:

- While 59% of referrals receive responses, 41% remain unanswered.
- 51% of health referrals lack feedback or acknowledgment.
- Reduction in health care coverage by UNHCR adds to challenges in acceptance rates.
- 35% of fast-track cases lack feedback, indicating a gap in timely response.
- Notable decrease in response levels and acceptance rates during periods of increased referrals.
- 55% of total CP referrals are left without response or feedback.
- Mount Lebanon reports highest volume of child protection referrals.

Protection, Conflict Sensitivity, & Gender Remarks

Sophie Etzold, Protection Sector Coordinator
Nisreen Jaafar, Conflict Analysis and Mainstreaming Officer (UNDP)
Simona Pari, Inter-Agency Gender Specialist (UNDP)

Protection Trends

April / May 2024

Protection Environment and Restrictive Measures:

- Significant increase in communal tensions and restrictive measures targeting Syrians
- Measures include movement restrictions, raids, taxes/fees affecting refugees, checkpoints, data collection, restriction to livelihood and rental accommodations.
- National Call Center, around 80-90 calls from Syrians are received daily reporting threats and verbal and physical violence, eviction threats and feeling unsafe to leave their homes. Community concerns also include fear of detention, deportation, and concerns on the rise in fees.

Judicial and Administrative Fees:

- Several circulars and internal memos were issued by GSO impacting on access to legal residency; those include the memo from 29 April announcing a steep increase of residency fee of LBP 4,900,000 for all residency regularization or renewals in case the residency has expired (even for one day). This new fee also applies to those renewing their residency based on UNHCR certificate.
- GSO also issued another internal memo that indicates to disregard the previous agreed waiver for fees to renew residency using the UNHCR attestation which is no longer permitted – presenting a significant setback in the process of residency regularization.

Protection Trends

April / May 2024

Boat Movements:

- Surge in boat departures from Lebanon to Cyprus in April with more than 20 boat departures in April encompassing more than 1,000 passengers. On 17 April alone, 5 boats denied entry to Cyprus and eventually returned to Lebanon.

Gender-based Violence and Child Protection:

- Alarming case of trafficking targeting by a criminal network of pedophiles luring children through social media (tiktok) to meet with perpetrators which resulted in their exposure to rape and sexual violence.

Tensions Monitoring Q1

UNDP – Tensions Monitoring System

- **Heightened community insecurity with high propensity to violence**, leading to dramatically worsening perceptions of safety and security, scapegoating of refugees, violence against alleged perpetrators, and informal security arrangements.
- **Continued anti-refugee actions such as restrictive measures** and campaigning on the alleged burden of the Syrian presence in Lebanon, with renewed negative sentiments toward the international community.
- Hostilities in the South continue to **drive inter- and intra-communal tensions**.
- **Economic and Labour-related incidents increased** compared to the fourth quarter of 2023, as discontent with the government over wage policy emerged prominently

Map of Tension Hotspots and Places of Concern | Q1 2024

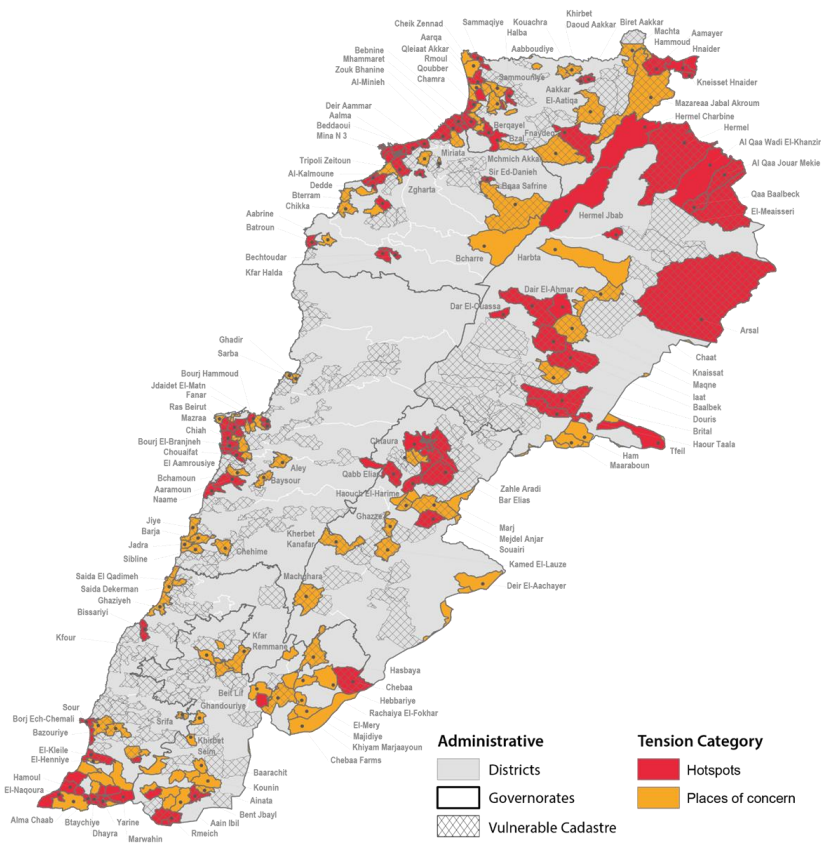

Mainstreaming: Conflict Sensitivity

Upcoming Resources & Trainings - 2024

Guidance note of CS and M&E

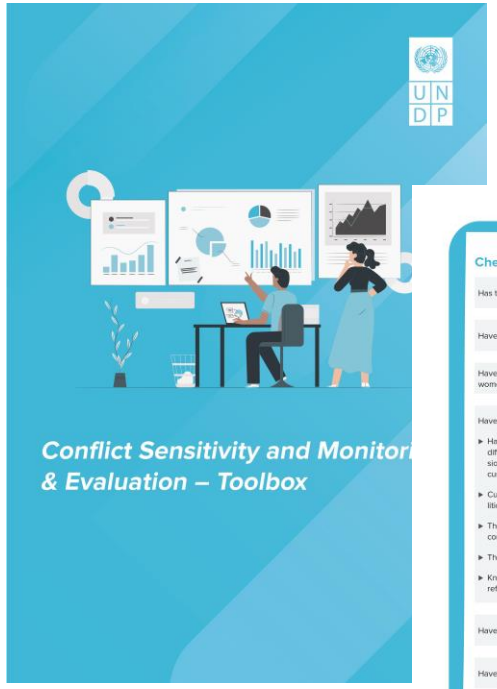

Ad-hoc briefs

Sector-specific Guidance

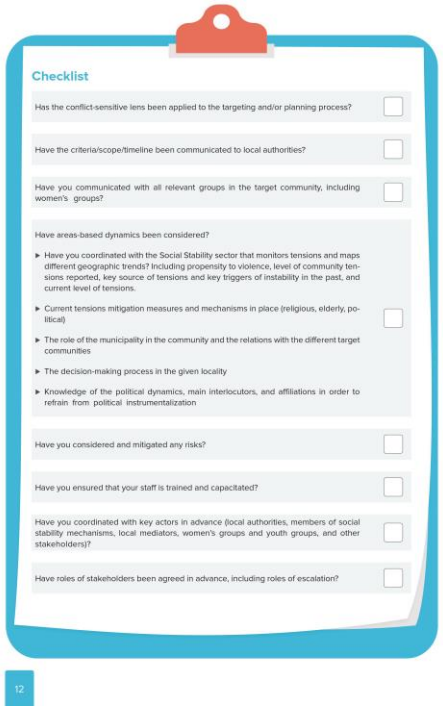

Application Training - organizations

Exposure Training - individuals

Sector-specific Training

TOT

Latest Tools and Trainings on Gender & GBV

- Gender and GBV risk mitigation sector focal points in all sectors
- Conducted 10 trainings – 174 participants from 93 organizations (76% women)
- Ongoing mentoring of local organizations
- Gender Action Plans
- Gender training package (in Arabic and in English)
- Gender and GBV Risk Mitigation Tipsheets
- Gender analysis sectoral briefings

LEBANON
Response Plan

Update on Escalation of Hostilities in South Lebanon

LEBANON
Response Plan

Situation Updates & Products (Flash Update)

Helena Mazarro, Deputy Head of Office (OCHA)

Situation Updates & Products (Flash Update)

Data as of 2 May

Flash update including at **At a Glance** and **IOM mobility displacement tracking** are produced on a bi-weekly basis.

Displacement and Casualties

Displaced
93,040*
51% females
*according to IOM DTM

Collective Shelters
18*
accomodating 1,557 IDPs
*according to IOM DTM

Injured
1,015*
*according to MoPH

Deaths
344
*according to MoPH

Civilian Casualties

Civilians
73
Killed

Women
26
Killed

Children
9
Killed

Journalists
3
Killed

Health Workers
18
Killed

Civilian Infrastructure

Agricultural Land
1,058 Hectares
Damaged
*According to MoA

Farm Animals
340K*
Lost
*According to MoA

Water Facilities
9
Damaged
Impacting +100K residents

Farmers
72%*
Reported loss of icome
*According to FAO

Health Facilities
6
PHCs closed in Bent Jbeil and Marjaayoun

Schools
72
Public and private partially or fully closed impacting 20K children

LEBANON
Response Plan

Findings of the Rapid Participatory Assessment

Sophie Etzold, Protection Sector Coordinator (UNHCR)

Rapid Participatory Assessment

Escalation of Hostilities in South Lebanon - Lebanese IDPs

Partners: UNHCR, Caritas, SHEILD, INTERSOS

March 2024

UNHCR
The UN Refugee Agency

Rapid Participatory Assessment

Methodology and Aim

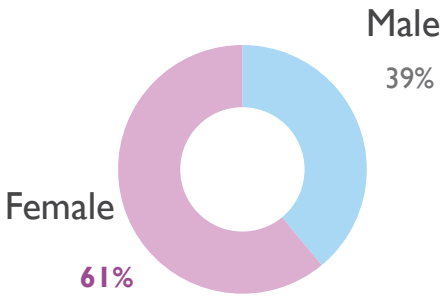

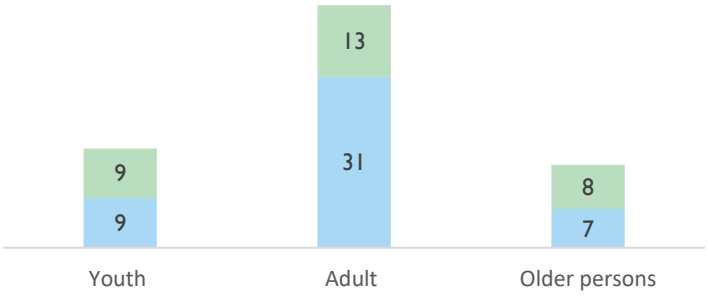

Period: 12-15 March 2024

Target: Collective shelters and urban spaces

Population: Lebanese IDPs

Method:

- Desk review
- 6 FGDs (LEB IDPs)
- 2 semi-structured interviews, 3 KII

- Identify protection and cross-sectoral risks and needs.
- Map agencies, services, community structures supporting IDPs.
- Identify community capacities for self-protection and decision-making structures.
- Provide cross-sectoral recommendations.
- Full findings accessible: here.

Rapid Participatory Assessment

Top Priorities and Concerns

Immediate Priorities

- **Return home** in peace
- **Food/ basic needs**
- **Proper (private) shelter**
- Access to **medication**

Key Concerns

- Fear of going out due to **safety and security** situation
- **Fear of losing** family/loved ones
- Fear of being **unable to return home**, **losing houses**
- Inability to provide family with **basic needs**, including food
- **Insecurity/discomfort** in current accommodation
- **Living expenses** absent income-generation
- **Access to services** (health, education) in the affected areas, **high healthcare costs**
- **Remote education** with lack of internet connectivity for effective learning

Rapid Participatory Assessment

South - Recommendations

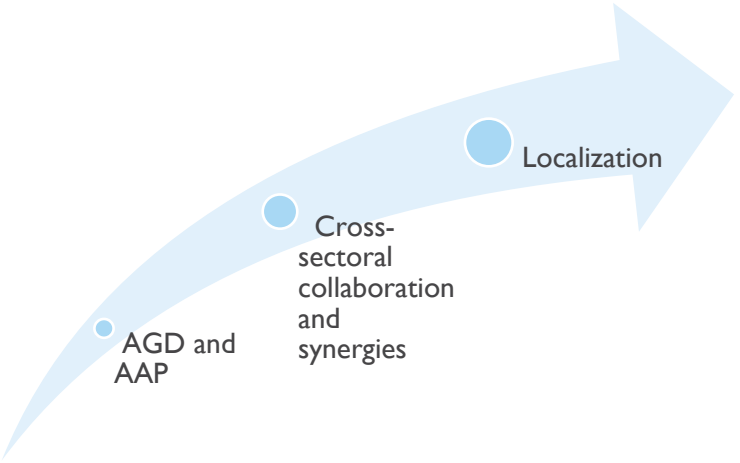

Protection

- Continue lifesaving outreach to the most vulnerable (incl. border areas); support community empowerment & social cohesion programs; support local/community-based structures (CDC/SDC, local NGOs, municipalities); increase support for specialized service/devices, social support networks and integration of MHPSS and parenting skills trainings. Strengthen localization (local NGOs, women-led organizations).

Cash/ Basic Assistance and livelihoods

- **Increase cash assistance for displaced and develop medium/long-term livelihood planning** for those with damaged agricultural land.

Health

- **Increase community-based health programming & health interventions;** awareness raising on health/services; mobile clinics, remote consultations;

Wash

- Ensure contunuous distribution of **hygiene kits** including **menstrual hygiene** items.

Education

- Address formal/non-formal education barriers; e-learning, cash for education, blended recreation.

LEBANON
Response Plan

Situation of Displaced Adolescent Girls and Young Women (UNICEF)

Tatsuji Shinohara, Emergency Specialist (UNICEF)

Situation of Displaced Adolescent Girls and Young Women

Introduction & Key Findings

Introduction

- Qualitative and quantitative data collection
- Participants: 46 adolescent girls and women (aged between 11 to 24 years old)
  93% Lebanese and 7% Syrians
- Partners: TDH Lausanne and INTERSOS
- four shelters in the South of Lebanon

Key Findings

- **Safety:** 59%: not feeling safe to go to the bathroom alone at night.
  44%: do not feel safe using the showers at the shelter.

- **Learning:** 50%: learning was impacted by their displacement.
  40%: not attending any learning.

- **Care work:** 87%: household chores.
  67%: household chores was impacted by the war.

LEBANON
Response Plan

AoB

LEBANON
Response Plan

Thank You