



Tanzania Refugee Population Update

as of 30 April 2024



The UN Refugee Agency

Key Figures

241,026*

Population of Concern

83.0%
200,071
Living in camps

7.9%
19,100
Living in settlements

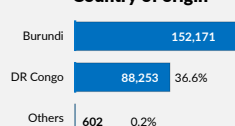
8.9%
21,507
Living in villages

0.1%
348
Living in urban area

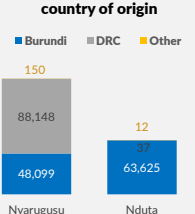
83%
199,646
Refugees

17%
41,380
Asylum-seekers

Country of origin



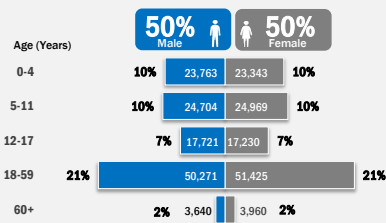
Camp-based population by country of origin



Age and Gender

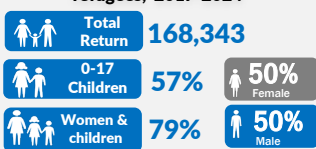
55%
0-17
Children

3%
60+
Older People



Durable Solutions

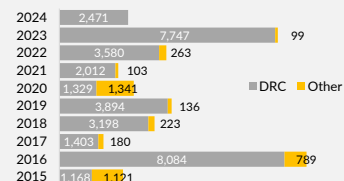
Voluntary return of Burundian refugees, 2017-2024



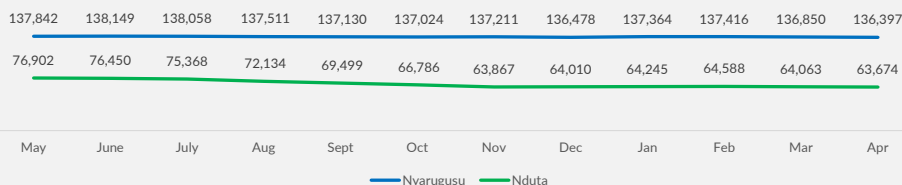
Local integration

162,000 former Burundian refugees (1972) granted citizenship by the Government of Tanzania.

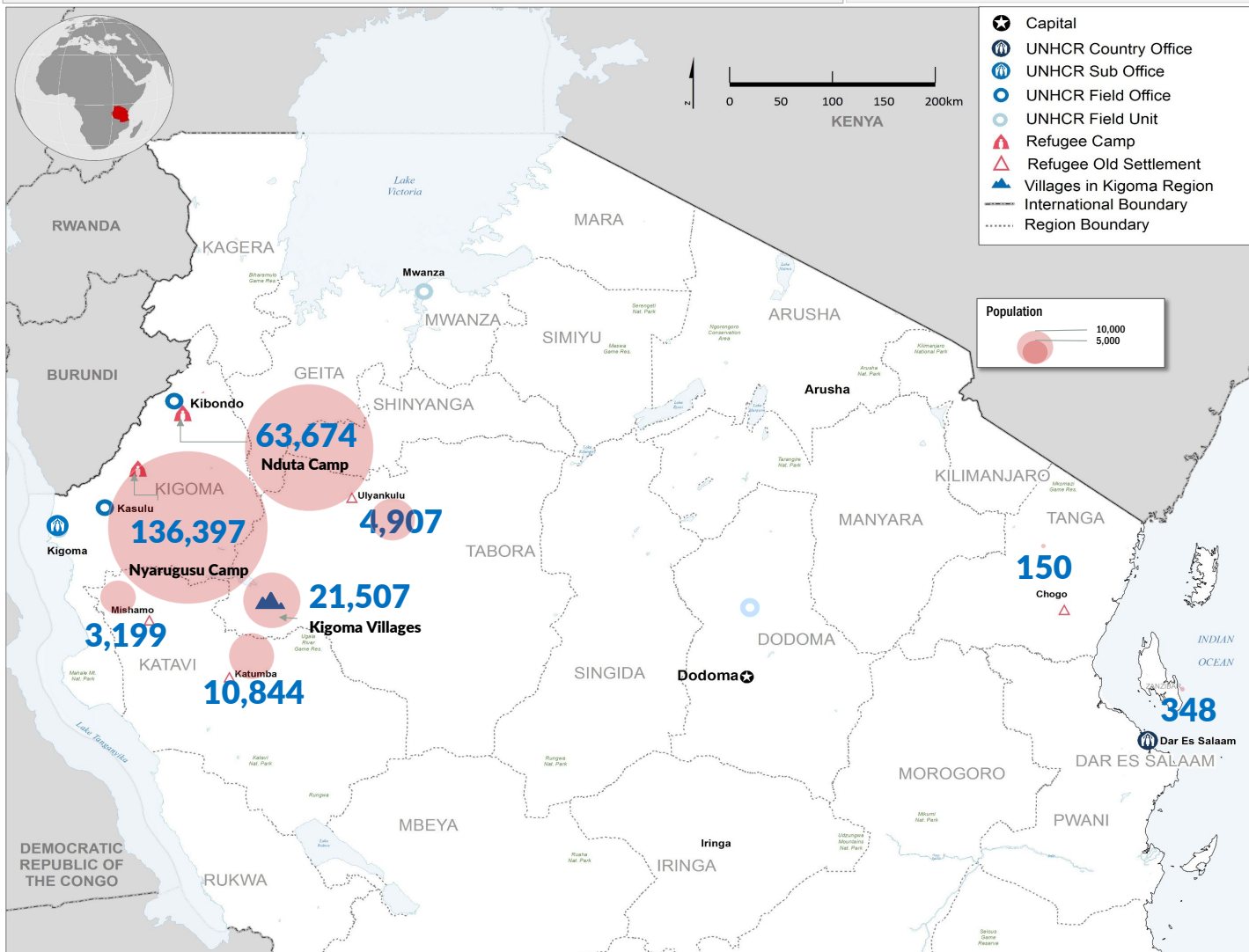
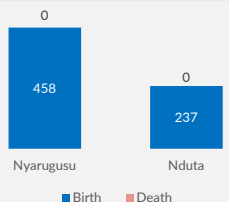
Resettlement departures by CoO, 2015 - 2024



Camp population trend: May 2023 to April 2024



Births vs Deaths



The boundaries and names shown and the designations used on this map do not imply official endorsement or acceptance by the United Nations. Sources: Boundaries: UNCS; Background: USGS; Data: Government of Tanzania, UNHCR. For more information, please contact: MALLYA@unhcr.org or visit: <https://data.unhcr.org/en/situations/burundi/location>