


**Key figures**

 **31,649**  
People arriving from Sudan

 **9,665**  
Households


 **25,491**  
Refugees

 **6,158**  
Spontaneous returnees

 **15**  
Host locations

 **85%**  
Refugees are women and children

 **16,968**  
People registered (Biometric)

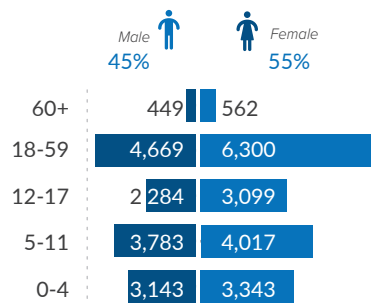
 **6,764**  
Households registered (Biometric)

**Context**

Since mid-April 2023, following the violent crisis that erupted in Sudan between the Sudanese Armed Forces (SAF), and the Rapid Support Forces (RSF), the Central African Republic (CAR) is receiving thousands of Sudanese refugees through several border crossings, majority coming through Am-dafock, in the Vakaga region of CAR. UNHCR and the National Commission for Refugees (CNR) are coordinating border monitoring, reception, screening, and registration of new arrivals. Along with the CNR and the humanitarian community (including UN Agencies, International and Local NGO's) UNHCR has been providing lifesaving assistance including protection services, food, CRIs, emergency shelter, health care and education in Korsi, a settlement identified by the government in Birao town, Vakaga Prefecture, 65 km from Am-dafock border. Some 12,743 Sudanese refugees are also scattered in hard-to reach locations outside of Birao sub-prefecture and in need of assistance and protection. In addition, over 6,100 Central Africans who lived as refugees in Darfur have been forced to return to CAR in adverse conditions.







**Total number by age, sex breakdown**



**REFUGEES PRESENCE**

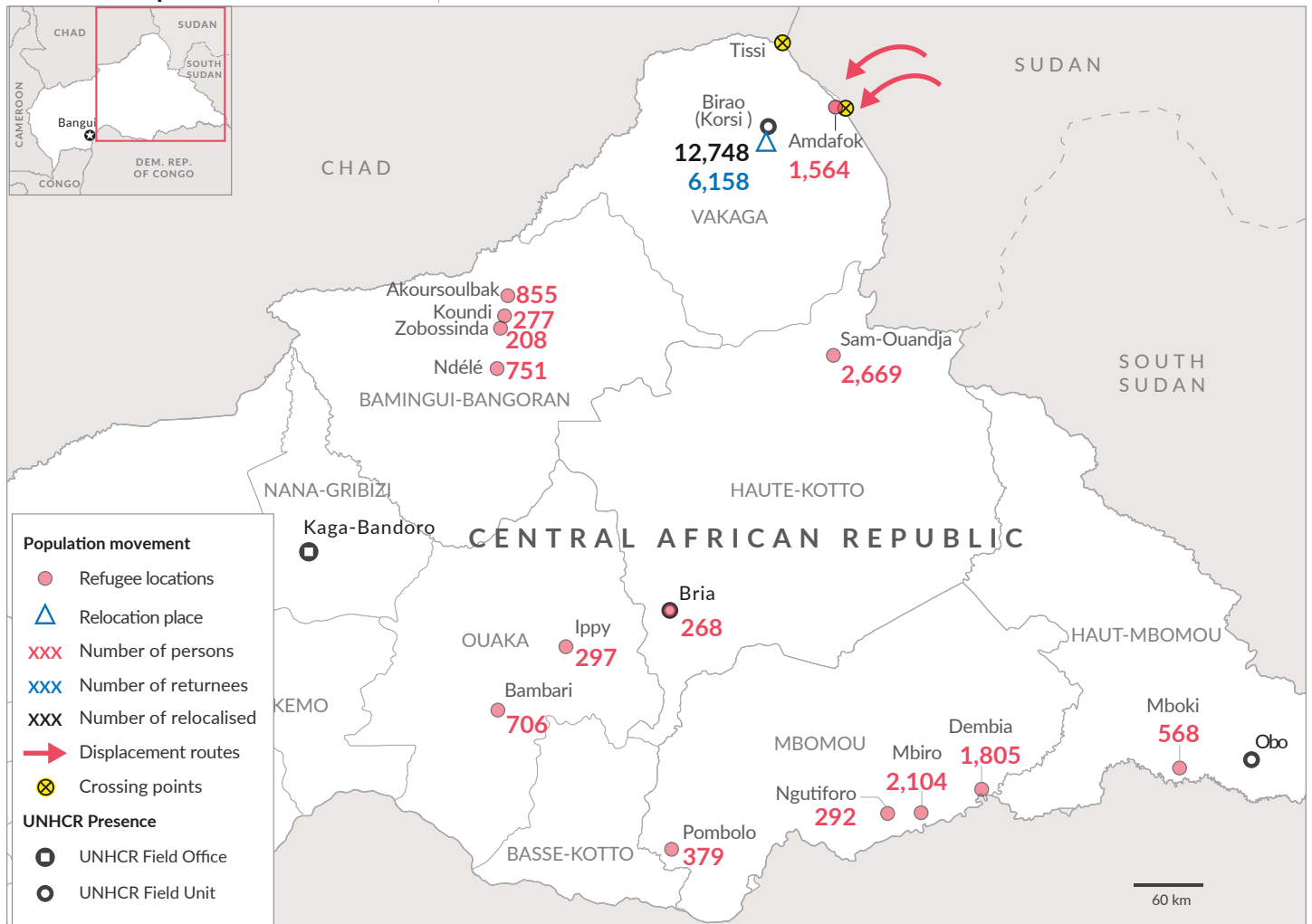
- **At Birao (Korsi)**

-  **12,748** Refugees
-  **849** Assisted Relocations
-  **11,899** Spontaneous arrivals
-  **07** Convoys

- **Elsewhere**

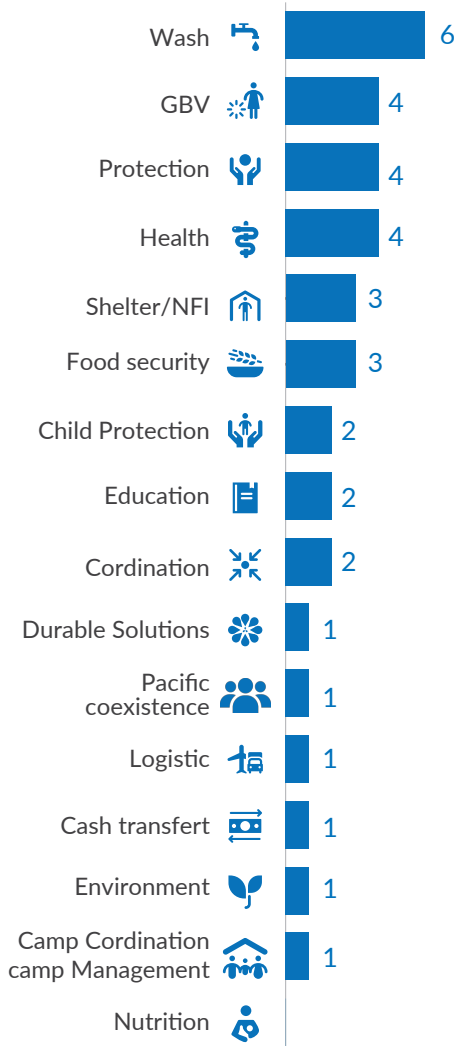
 **12,743** Refugees

**Situation map**



The boundaries and names shown and the designations used on this map do not imply official endorsement or acceptance by the United Nations  
Sources : UNHCR, Central African Republic Gouvernement

Number of organizations by sector



Operational presence

 1

Location with actors presence

 15

Sectors intervention

 18

Organizations represented

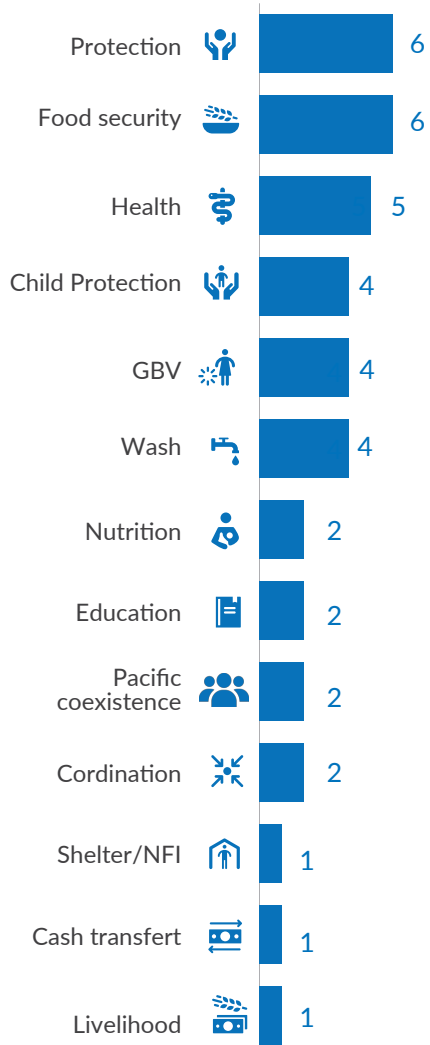


- International NGO: 6
- UN Agencies: 7
- National NGO: 3
- Gouvernement Services: 2

Operational presence of actors by sector

Organization	Shelter/NFI	Wash	Health	Protection	NFI	Education	Environment	Child Protection	GBV	Food Security	Durable Solutions	Logistic	Cash Transfert	Environment	Nutrition
ANEA															
AIRD/UNHCR															
AURD/ONU FEMMES															
CNR															
IMC															
INTERSOS/UNHCR															
NOURRIR/UNHCR															
OHGDS															
OIM															
OMS															
PAM															
TRIANGLE/UNICEF															
UNFPA															
UNHCR															
WHH															
WORLD VISION															

Number of organizations by sector



Operational presence



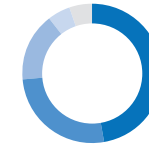
Location with actors presence



Intervention sectors reported



Organizations represented



- International NGO: 9
- UN Agencies: 5
- National NGO: 3
- Government Services: 1
- Red Cross Movement: 1

Operational presence of actors by sector

Organization	Protection	Food security	Health	Child Protection	NFI	Education	Wash	GBV	Shelter/NFI	Coordination	Other
ALIMA											
APADE											
CICR											
CNR											
CONCORDIS											
COOPI											
DCA											
INTERSOS											
IRC											
OIM											
OMS											
PAM											
PU											
OHDG											
UNHCR											
UNICEF											
AIRD											
OHGDS											
VERCA											
WHH											

