WASH Dashboard

Uganda Country Refugee Response Plan 2024 - 2025

Quarter 1

January - March

Quarter

Q1 2024

Overview of the sector and narrative

Overview of the WASH Sector

The WASH sector ensures that refugees and hosting populations have improved equitable and sustainable access to safe water, sanitation, and hygiene services. People's needs and the environment remain at the center of all interventions through the inclusion of services to National systems and innovative approaches to prepare new arrivals and established populations to achieve self-reliance. This is being achieved by implementing the broader water and environment sector refugee response plan (WERRP) which expired in June 2023. The approach is to transition all services to national systems (district local government, water supply utilities area service providers, and communities). On average, there has been a reduction in sanitation service level. This is attributed to the high rate of new arrivals that outstripped the speed of latrine development in the affected settlements leading to an overall average reduction in sanitation services to the persons of concern. The Process of transition to national utility is ongoing with one settlement (Rwamwanja) fully under the management of a national utility. There has been a delay in revising the current MoU with National Water and Sewerage Corporation as well as the new MoU with Northern Umbrella for Water and Sanitation.

Achievements

During the first quarter of the year, water access was maintained at an average of 17 litres per person per day (lpd), a similar result to the last quarter. While sanitation coverage reduced from 66% to 64% on average. This is due to increased number of new arrivals compared to the rate of Household latrine construction. WASH partners have responded to emergencies in Southwest, Northern and West Nile regions. Water access were maintained at an average of 12.4 lpd in Southwest and 18 lpd in Northern settlements receiving new arrivals. This is within the emergency threshold of 7.5-15lpd though less in SW due to the limited water infrastructure and more new arrivals compared to the settlements in the north. While latrine per persons ratio were kept within the target of 1:50 through construction of 330 emergency latrines. To promote personal hygiene and environmental sanitation amongst the newly arrived, WASH partners deployed community hygiene promoters (Village Health Teams) at a ratio of 648 persons per hygiene promoter against a target of 1:500.

Challenges

The major challenge is the lack of funds to maintain older systems in other settlements not receiving new arrivals. Due to aged electromechanical equipment (generators, pumps, and inverters), the frequency of breakdown has increased hence the high cost of operation and maintenance of water systems.

Key Indicators

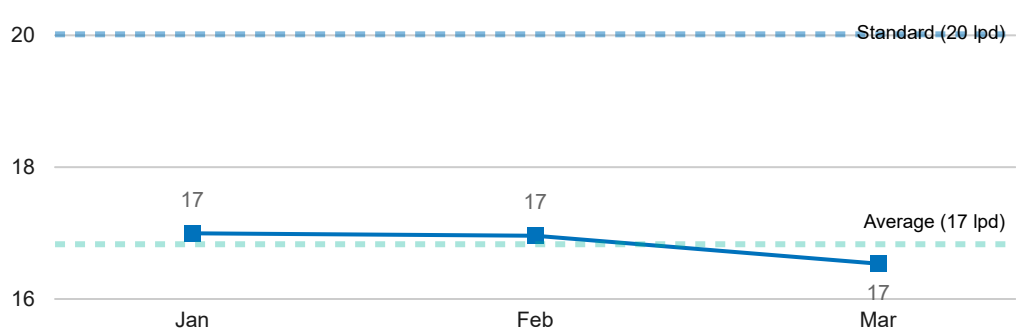

Litres per person per day

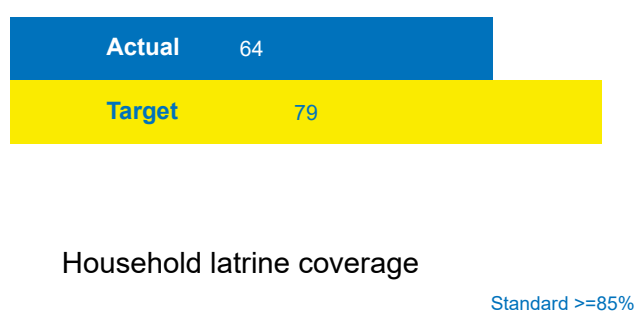

Household latrine coverage

Outcome: Improved equitable and sustainable access to water supply for refugees and hosting population

Indicator	*Actual*	*Target/Standard ('24)*
Litres per person per day (Q4 average)		
- Congolese Refugees	**15**	**20**
- South Sudanese Refugees	**18**	**20**
- Other refugees	**14**	**20**

Actual *Gap*

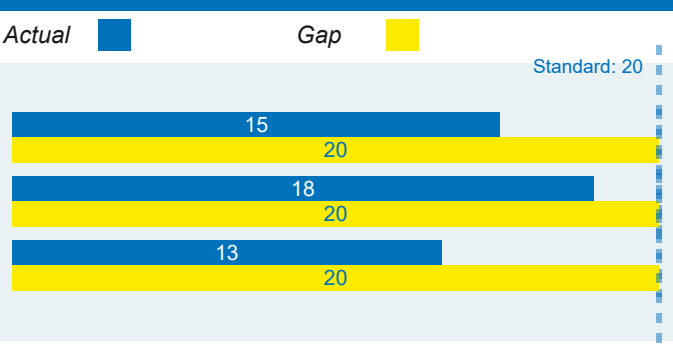

Achievements data: ActivityInfo (reported by sector lead)

Sectors contacts : Robert Mutiibwa (Ministry of Water) mutiibwarobertkirya@gmail.com +256752447894

Author: UNHCR Representation in Uganda Simon Peter Odong (UNHCR) odongs@unhcr.org +256780140341

Feedback: ugakaimug@unhcr.org Jonathan Hunter (UNICEF) jhunter@unicef.org

For more info: https://data.unhcr.org/en/country/uga

Published: May 2024

WASH Dashboard

Uganda Country Refugee Response Plan 2024 - 2025

Quarter 1

January - March

Quarter

Q1 2024

Outcome: Improved equitable and sustainable access to water supply for refugees and hosting population

Indicator	*Actual*	*Target/Standard ('24)*	*Actual*	*Gap*
Water pumped through renewable energy				
- Congolese Refugees	**24%**	**60%**	24%	60%
- South Sudanese Refugees	**56%**	**60%**	56%	60%
- Other refugees	**39%**	**65%**	39%	65%

Outcome: Improved equitable and sustainable access to sanitation and hygiene services for refugees and hosting population

Household latrine coverage				
- Congolese Refugees	**68%**	**77%**	68%	77%
- South Sudanese Refugees	**61%**	**78%**	61%	78%
- Other refugees	**67%**	**87%**	67%	87%
Institutional sanitation facilities constructed				
- Congolese Refugees	**0**	**200**		200
- South Sudanese Refugees	**0**	**200**		200
- Other refugees	**0**	**40**		40

Outcome: Improved equitable and sustainable access to water supply for refugees and hosting population

Indicator	*Actual*	*Target/Standard ('24)*	*Actual*	*Gap*
Water abstraction permits acquired for motorized systems				
- Congolese Refugees	**0**	**10**		10
- South Sudanese Refugees	**12**	**15**	12	15
- Other refugees	**0**	**6**		6
- Host community	**358**	**10**	358	10
Water schemes under management of utilities (e.g NWSC and Umbrella authorities)				
- Congolese Refugees	**6**	**10**	6	10
- South Sudanese Refugees	**4**	**6**	4	6
- Other refugees	**0**	**2**		2
Water resource monitoring stations installed and frequently monitored				
- Congolese Refugees	**(Blank)**	**10**		10
- South Sudanese Refugees	**42**	**15**	42	15
- Other refugees	**0**	**6**		6
- Host community	**7**	**10**	7	10

Achievements data: ActivityInfo (reported by sector lead)

Sectors contacts : Robert Mutiibwa (Ministry of Water)
mutiibwarobertkirya@gmail.com
+256752447894

Author: UNHCR Representation in Uganda
Simon Peter Odong (UNHCR)
odongs@unhcr.org
+256780140341

Feedback: ugakaimug@unhcr.org
Jonathan Hunter (UNICEF)
jhunter@unicef.org

For more info: https://data.unhcr.org/en/country/uga

Published: May 2024

WASH Dashboard

Uganda Country Refugee Response Plan 2024 - 2025

Quarter 1

January - March

Quarter

Q1 2024

Funding

$30M
Total Requirement

$4.7M	$25.3M
Received 16%	Gap 84%

Partner Reporting

Partners
Action Against Hunger
Community Empowerment for Rural Development
For Afrika to Thrive
Humanitarian Initiative Just Relief Aid
Lutheran World Federation
Malteser International

Partners
Norwegian Refugee Council
Nsamizi Training Institute for Social Development
Oxford Committee for Famine Relief
Water Mission Uganda
Welthungerhilfe

11 Partners

9 International NGOs

2 National NGOs

Partner Presence by District

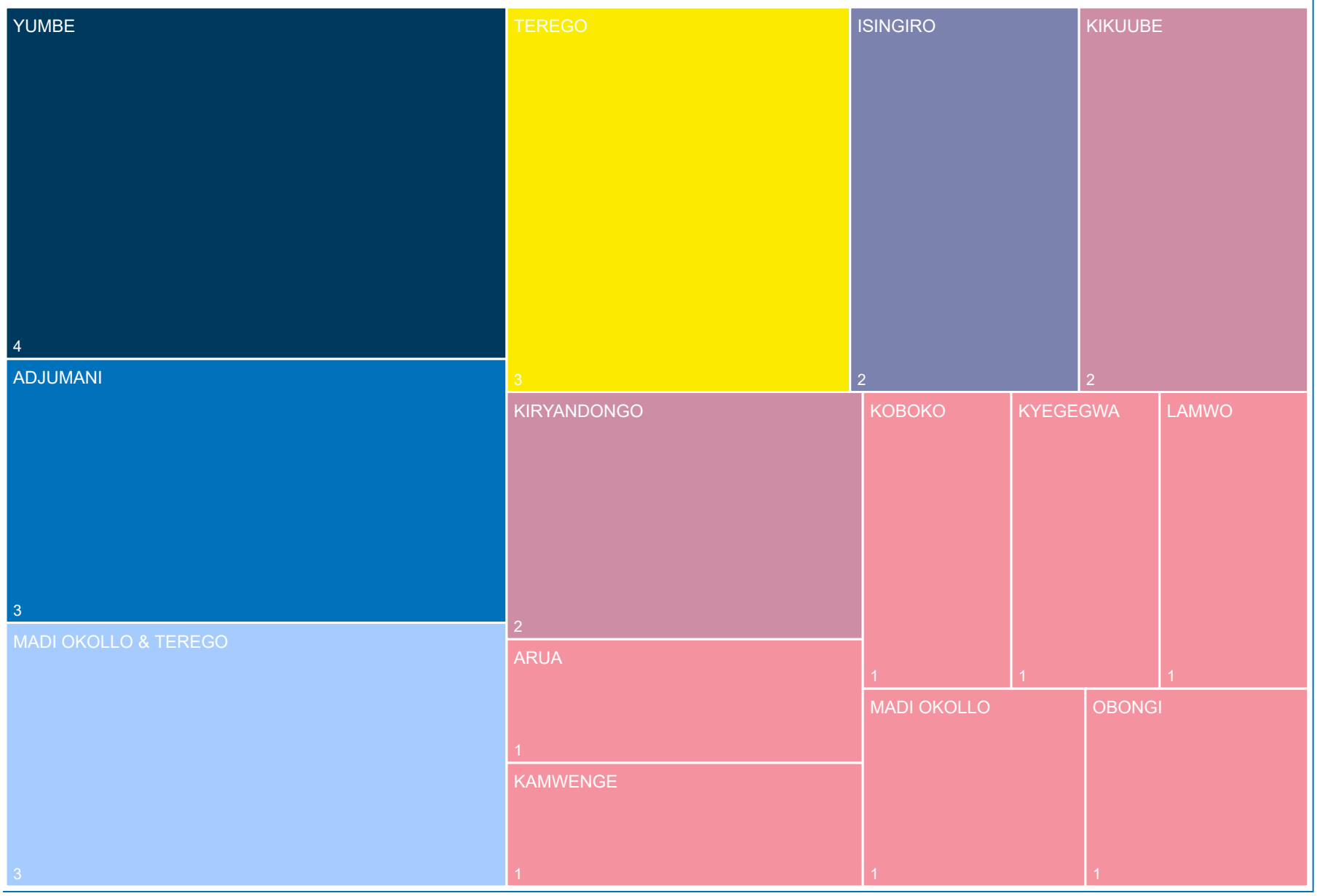

Achievements data: ActivityInfo (reported by sector lead)

Sectors contacts : Robert Mutiibwa (Ministry of Water)
mutiibwarobertkirya@gmail.com
+256752447894

Author: UNHCR Representation in Uganda
Simon Peter Odong (UNHCR)
odongs@unhcr.org
+256780140341

Feedback: ugakaimug@unhcr.org
Jonathan Hunter (UNICEF)
jhunter@unicef.org

For more info: https://data.unhcr.org/en/country/uga

Published: May 2024

WASH Dashboard

Uganda Country Refugee Response Plan 2024 - 2025

Quarter 1

January - March

Quarter: Q1 2024

Operational Presence

Location District	Location Type	Location Name	Partner Type	Reporting Entity Name
All	All	All	All	All

Location District	Location Type	Location Name	Partner Type	Reporting Entity Name
ADJUMANI	Settlement	Adjumani (all settlements)	International NGO	LWF
ADJUMANI	Settlement	Nyumanzi	International NGO	NRC
ADJUMANI	Settlement	Pagirinya	International NGO	ACF
ARUA	Subcounty	AROI	International NGO	NRC
ISINGIRO	Settlement	Nakivale	International NGO	HIJRA
ISINGIRO	Settlement	Nakivale	National NGO	Nsamizi
ISINGIRO	Settlement	Oruchinga	International NGO	HIJRA
ISINGIRO	Settlement	Oruchinga	National NGO	Nsamizi
KAMWENGE	Settlement	Rwamwanja	National NGO	Nsamizi
KIKUUBE	Settlement	Kyangwali	International NGO	LWF
KIKUUBE	Settlement	Kyangwali	National NGO	Nsamizi
KIRYANDONGO	Settlement	Kiryandongo	International NGO	ACF
KIRYANDONGO	Settlement	Kiryandongo	International NGO	LWF
KOBOKO	Settlement	Lobule	International NGO	ACF
KYEGEGWA	Settlement	Kyaka II	National NGO	Nsamizi
LAMWO	Settlement	Palabek	International NGO	LWF
MADI OKOLLO	Subcounty	RIGBO	International NGO	ForAfrika
MADI OKOLLO & TEREGO	Settlement	Rhino	International NGO	Malteser
MADI OKOLLO & TEREGO	Settlement	Rhino	International NGO	Oxfam
MADI OKOLLO & TEREGO	Settlement	Rhino	International NGO	WMU
OBONGI	Settlement	Palorinya	International NGO	LWF
TEREGO	Settlement	Imvepi	International NGO	WMU
TEREGO	Settlement	Imvepi	National NGO	CEFORD
TEREGO	Subcounty	KATRINI	International NGO	ForAfrika
TEREGO	Subcounty	ODUPI	International NGO	ForAfrika
TEREGO	Subcounty	OMUGO	International NGO	ForAfrika
TEREGO	Subcounty	URIAMA	International NGO	ForAfrika
YUMBE	Settlement	Bidibidi	International NGO	ACF

No of Partners by District

Note that a bigger bubble represents a higher number of partners operating in the district and vice versa

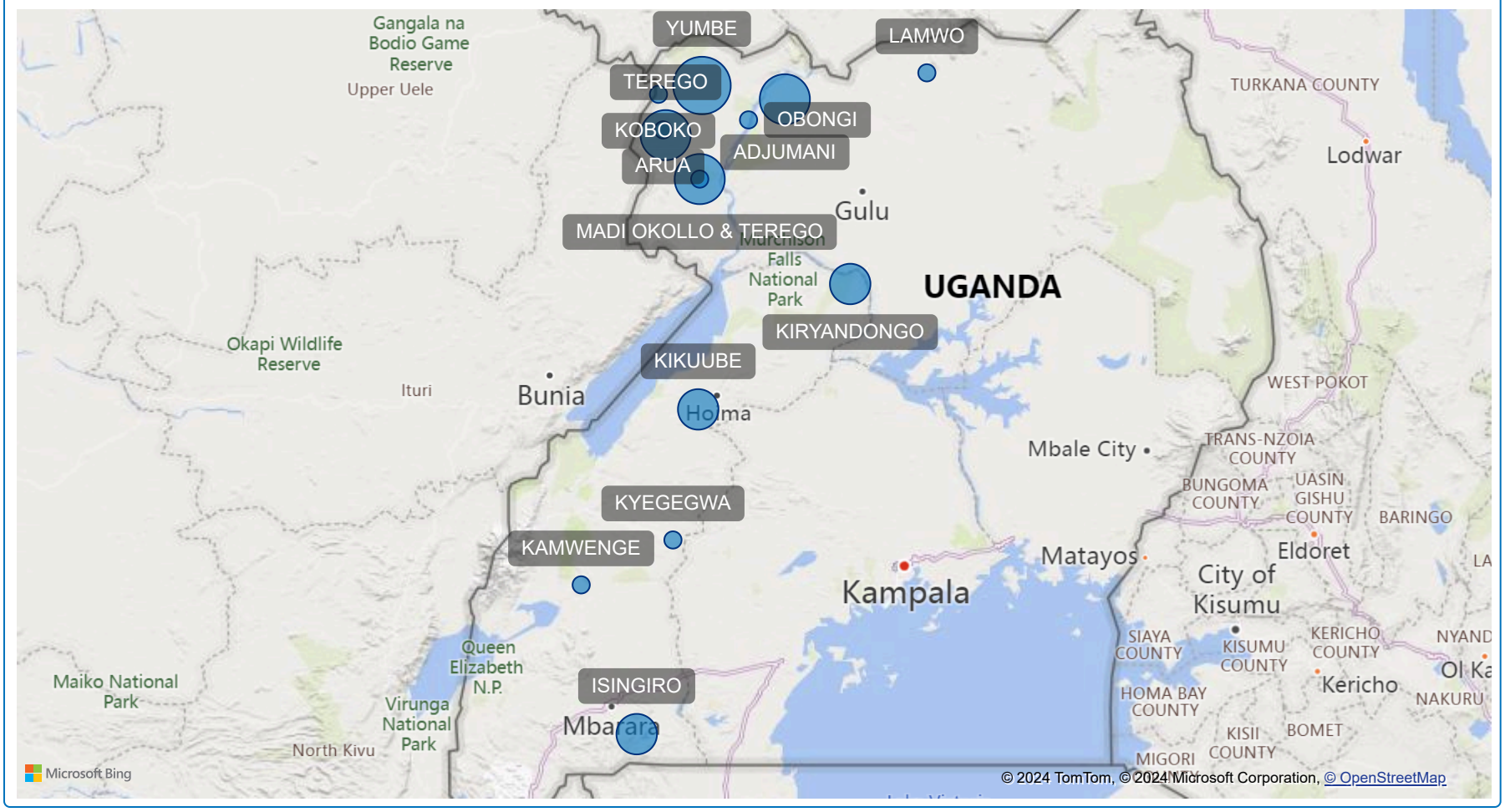

Achievements data: ActivityInfo (reported by sector lead)

Sectors contacts : Robert Mutiibwa (Ministry of Water) mutiibwarobertkirya@gmail.com +256752447894

Author: UNHCR Representation in Uganda

Simon Peter Odong (UNHCR) odongs@unhcr.org +256780140341

Jonathan Hunter (UNICEF) jhunter@unicef.org

Feedback: ugakaimug@unhcr.org

For more info: https://data.unhcr.org/en/country/uga

Published: May 2024

Scan QR code to access interactive dashboard