Registered Refugees and Asylum-Seekers in Jordan - All

Updated date: 04-06-2024

Active Registered Refugees and Asylum-Seekers **702,768**

574,899 81.8%

127,869 18.2%

35,228 5.0%

341,556 48.6%

325,984 46.4%

Age and Gender

Gender	0-4	5-11	12-17	18-35	36-59	60+
Male	40,345	69,868	55,469	103,049	69,272	15,640
Female	38,913	66,295	52,677	99,370	71,796	20,074
Total	**79,258**	**136,163**	**108,146**	**202,419**	**141,068**	**35,714**
	11.3%	19.4%	15.4%	28.8%	20.1%	5.1%

Biometric Statistics

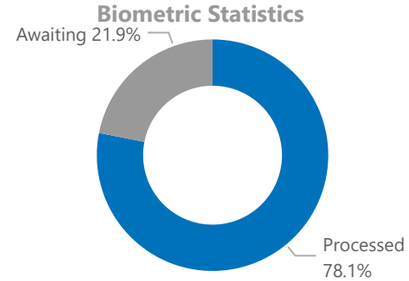

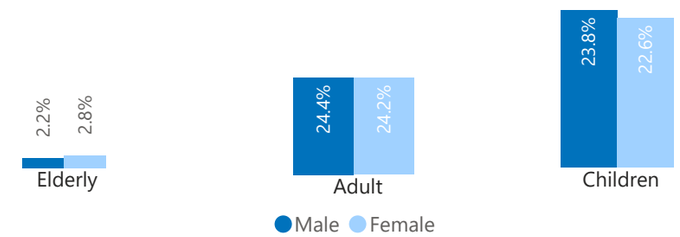

Origin Country

SOM	468	0.1%
other	742	0.1%
SUD	4,922	0.7%
YEM	12,698	1.8%
IRQ	52,282	7.4%
SYR	631,656	89.9%

Specific Needs

Serious medical condition	94,544	13.5%
Disability	55,570	7.9%
Specific legal and physical protection needs	27,018	3.8%
Child at risk	26,946	3.8%
Single parent	14,602	2.1%
Woman at risk	10,895	1.6%
Older person at risk	7,377	1.0%
Unaccompanied or separated child	1,738	0.2%

** An individual can have more than one specific need*

Individuals with Specific Needs	164,452	23.4%

Year of Arrival

Pre 2011	20,158	3.8%
2011	20,293	3.9%
2012	124,371	23.8%
2013	212,347	40.6%
2014	66,109	12.6%
2015	21,997	4.2%
2016	31,380	6.0%
2017	10,054	1.9%
2018	9,426	1.8%
2019	2,962	0.6%
2020	2,598	0.5%
2021	1,169	0.2%
2022	634	0.1%
2023	132	0.0%
2024	8	0.0%

** The new arrivals excludes newborn babies who are represented under the registration trend.*

Registration Trend

Pre - 2011	142,895	10.1%
2011	10,988	0.8%
2012	134,856	9.5%
2013	675,326	47.7%
2014	145,758	10.3%
2015	55,247	3.9%
2016	67,717	4.8%
2017	41,332	2.9%
2018	38,811	2.7%
2019	23,923	1.7%
2020	13,832	1.0%
2021	24,380	1.7%
2022	18,146	1.3%
2023	15,804	1.1%
2024	5,845	0.4%

Registration Trend Quarterly

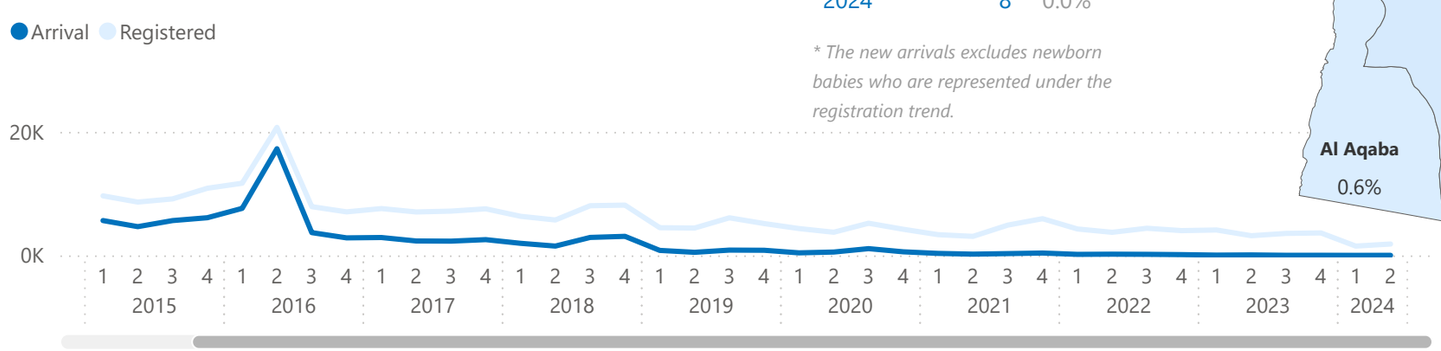

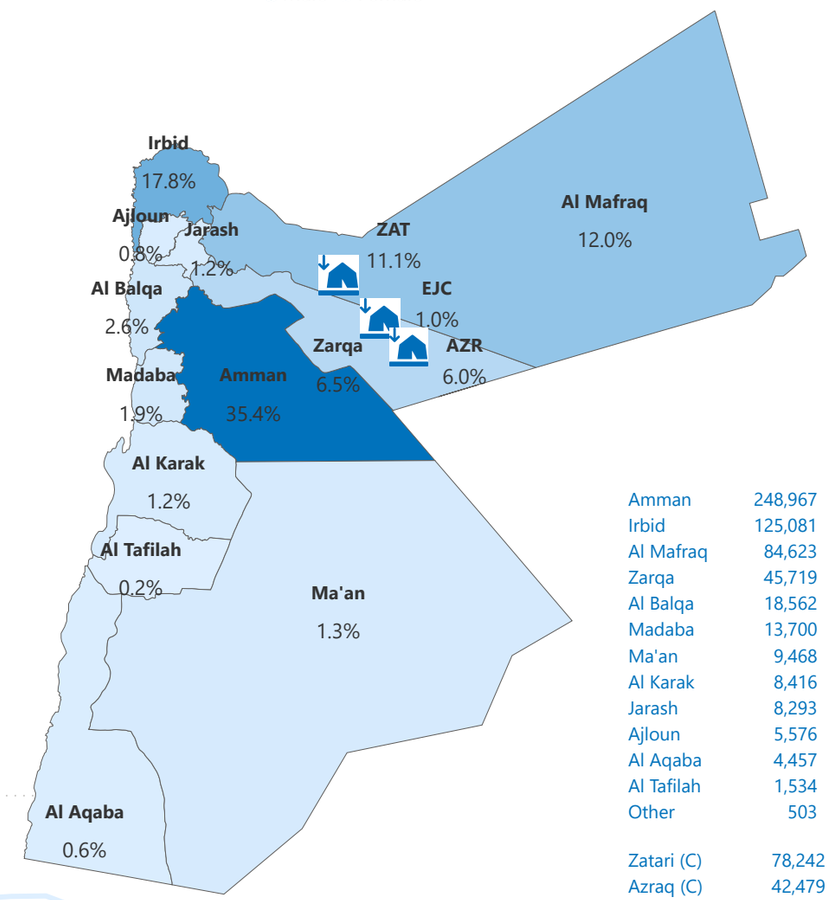

Amman	248,967
Irbid	125,081
Al Mafraq	84,623
Zarqa	45,719
Al Balqa	18,562
Madaba	13,700
Ma'an	9,468
Al Karak	8,416
Jarash	8,293
Ajloun	5,576
Al Aqaba	4,457
Al Tafilah	1,534
Other	503
Zatari (C)	78,242
Azraq (C)	42,479
EJ (C)	6,855
Garden Camp	293

Analyzed by Data Analysis Group | Jordan
Feedback: Asghar@unhcr.org

Registered Refugees and Asylum-Seekers in Jordan - SYR

Updated date: 04-06-2024

Active Registered Refugees and Asylum-Seekers **631,656**

503,789 79.8%

127,867 20.2%

26,863 4.3%

297,165 47.0%

307,628 48.7%

Age and Gender

Gender	0-4	5-11	12-17	18-35	36-59	60+
Male	38,863	66,289	51,123	89,590	56,545	11,510
Female	37,493	62,904	48,775	89,977	62,835	15,752
Total	**76,356**	**129,193**	**99,898**	**179,567**	**119,380**	**27,262**
	12.1%	20.5%	15.8%	28.4%	18.9%	4.3%

Biometric Statistics

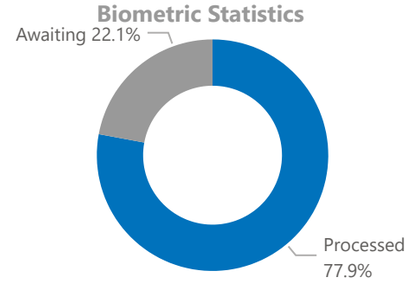

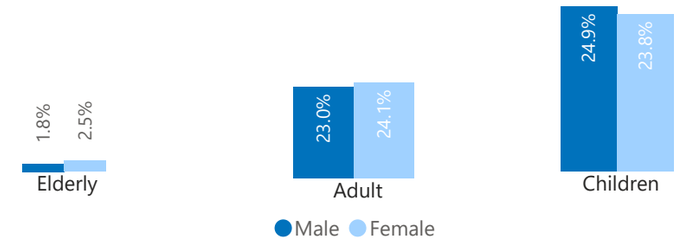

Origin Country

SYR	631,656	100.0%

Specific Needs

Serious medical condition	81,214	12.9%
Disability	50,261	8.0%
Child at risk	25,578	4.0%
Specific legal and physical protection needs	24,353	3.9%
Single parent	13,395	2.1%
Woman at risk	8,665	1.4%
Older person at risk	6,384	1.0%
Unaccompanied or separated child	1,662	0.3%

** An individual can have more than one specific need*

Individuals with Specific Needs	146,053	23.1%

Year of Arrival

Pre 2011	9,635	2.1%
2011	18,691	4.1%
2012	121,941	26.6%
2013	207,078	45.1%
2014	53,519	11.7%
2015	12,935	2.8%
2016	22,469	4.9%
2017	3,144	0.7%
2018	2,831	0.6%
2019	2,727	0.6%
2020	2,456	0.5%
2021	1,098	0.2%
2022	597	0.1%
2023	119	0.0%
2024	2	0.0%

** The new arrivals excludes newborn babies who are represented under the registration trend.*

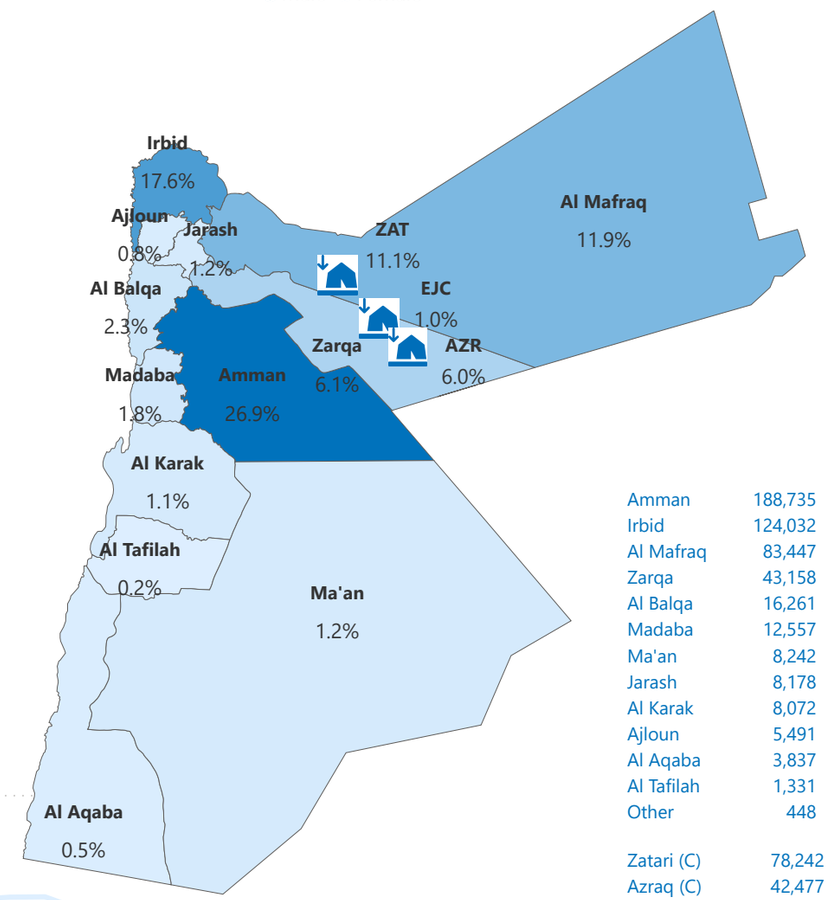

Amman	188,735
Irbid	124,032
Al Mafraq	83,447
Zarqa	43,158
Al Balqa	16,261
Madaba	12,557
Ma'an	8,242
Jarash	8,178
Al Karak	8,072
Ajloun	5,491
Al Aqaba	3,837
Al Tafilah	1,331
Other	448
Zatari (C)	78,242
Azraq (C)	42,477
EJ (C)	6,855
Garden Camp	293

Registration Trend

Pre - 2011	1,424	0.1%
2011	2,361	0.2%
2012	130,033	11.1%
2013	667,334	57.0%
2014	121,335	10.4%
2015	41,012	3.5%
2016	53,601	4.6%
2017	28,667	2.5%
2018	27,526	2.4%
2019	22,281	1.9%
2020	13,271	1.1%
2021	23,130	2.0%
2022	17,286	1.5%
2023	15,058	1.3%
2024	5,576	0.5%

Registration Trend Quarterly

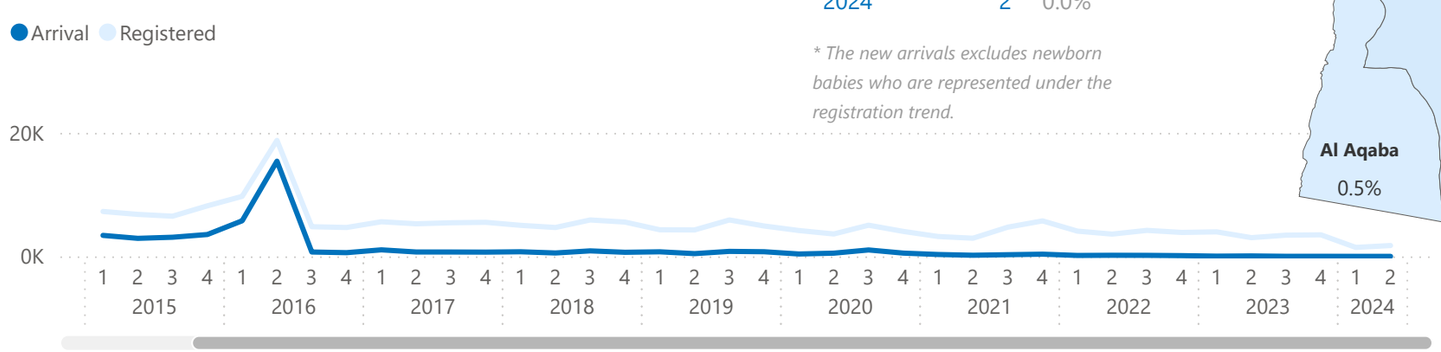

Analyzed by Data Analysis Group | Jordan
Feedback: Asghar@unhcr.org

Registered Refugees and Asylum-Seekers in Jordan - IRQ

Updated date: 04-06-2024

Active Registered Refugees and Asylum-Seekers **52,282**

	52,281	100.0%
	1	0.0%
	7,268	13.9%
	31,870	61.0%
	13,144	25.1%

Age and Gender

Gender	0-4	5-11	12-17	18-35	36-59	60+
Male	426	2,594	3,744	8,633	8,062	3,291
Female	392	2,466	3,316	7,652	7,649	4,057
Total	**818**	**5,060**	**7,060**	**16,285**	**15,711**	**7,348**
	1.6%	9.7%	13.5%	31.1%	30.1%	14.1%

Biometric Statistics

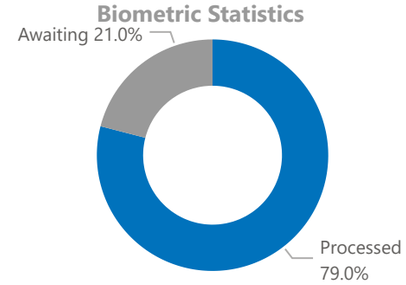

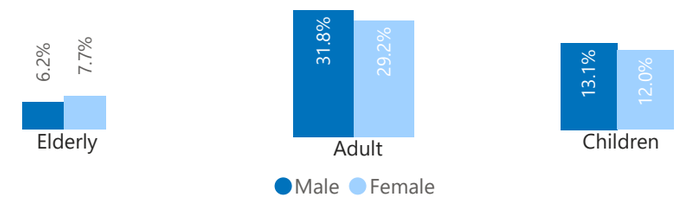

Origin Country

IRQ	52,282	100.0%

Specific Needs

Serious medical condition	9,680	18.5%
Disability	3,612	6.9%
Woman at risk	1,747	3.3%
Specific legal and physical protection needs	1,533	2.9%
Child at risk	1,193	2.3%
Single parent	952	1.8%
Older person at risk	867	1.7%
Unaccompanied or separated child	56	0.1%

** An individual can have more than one specific need*

Individuals with Specific Needs	13,225	25.3%

Year of Arrival

Pre 2011	9,268	19.1%
2011	1,184	2.4%
2012	1,676	3.4%
2013	3,520	7.2%
2014	11,225	23.1%
2015	6,173	12.7%
2016	7,773	16.0%
2017	5,252	10.8%
2018	2,362	4.9%
2019	94	0.2%
2020	67	0.1%
2021	18	0.0%
2022	13	0.0%
2023	6	0.0%
2024	2	0.0%

** The new arrivals excludes newborn babies who are represented under the registration trend.*

Registration Trend

Pre - 2011	133,236	65.3%
2011	7,770	3.8%
2012	4,088	2.0%
2013	5,396	2.6%
2014	21,535	10.5%
2015	9,869	4.8%
2016	10,560	5.2%
2017	7,070	3.5%
2018	3,220	1.6%
2019	431	0.2%
2020	127	0.1%
2021	425	0.2%
2022	213	0.1%
2023	154	0.1%
2024	57	0.0%

Registration Trend Quarterly

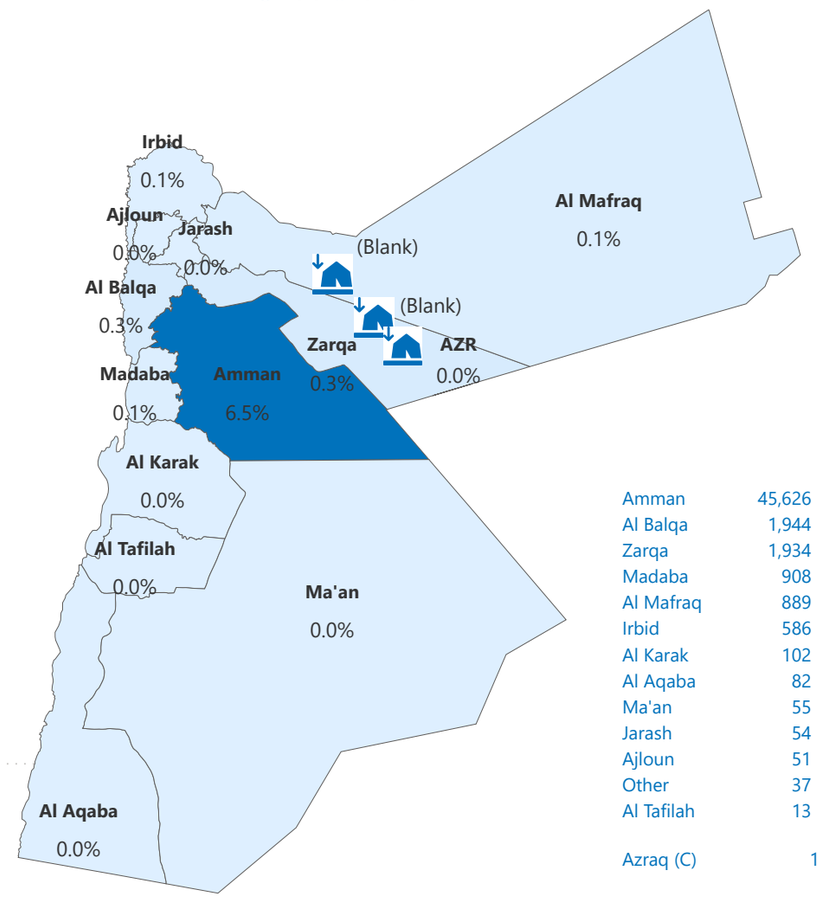

Amman	45,626
Al Balqa	1,944
Zarqa	1,934
Madaba	908
Al Mafraq	889
Irbid	586
Al Karak	102
Al Aqaba	82
Ma'an	55
Jarash	54
Ajloun	51
Other	37
Al Tafilah	13
Azraq (C)	1

Analyzed by Data Analysis Group | Jordan
Feedback: Asghar@unhcr.org

Registered Refugees and Asylum-Seekers in Jordan - Other

Updated date: 04-06-2024

Active Registered Refugees and Asylum-Seekers **18,830**

	18,829	100.0%
	1	0.0%

	1,097	5.8%
	12,521	66.5%
	5,212	27.7%

Age and Gender

Gender	0-4	5-11	12-17	18-35	36-59	60+
Female	1,028	925	586	1,741	1,312	265
Male	1,056	985	602	4,826	4,665	839
Total	**2,084**	**1,910**	**1,188**	**6,567**	**5,977**	**1,104**
	11.1%	10.1%	6.3%	34.9%	31.7%	5.9%

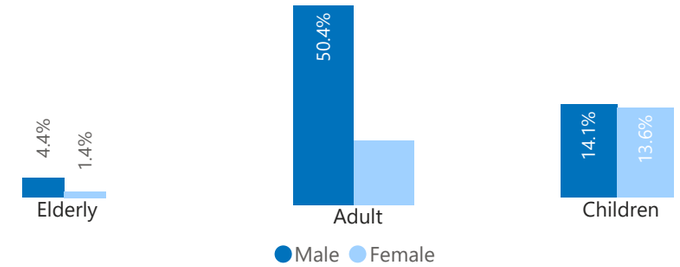

Biometric Statistics

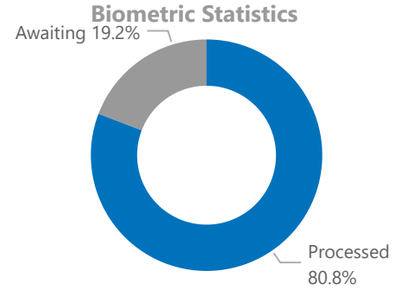

Origin Country

SOM	468	2.5%
other	742	3.9%
SUD	4,922	26.1%
YEM	12,698	67.4%

Specific Needs

Serious medical condition	3,650	19.4%
Disability	1,697	9.0%
Specific legal and physical protection needs	1,132	6.0%
Woman at risk	483	2.6%
Single parent	255	1.4%
Child at risk	175	0.9%
Older person at risk	126	0.7%
Unaccompanied or separated child	20	0.1%

** An individual can have more than one specific need*

Individuals with Specific Needs	5,174	27.5%

Year of Arrival

Pre 2011	1,255	8.0%
2011	418	2.7%
2012	754	4.8%
2013	1,749	11.1%
2014	1,365	8.7%
2015	2,889	18.3%
2016	1,138	7.2%
2017	1,658	10.5%
2018	4,233	26.9%
2019	141	0.9%
2020	75	0.5%
2021	53	0.3%
2022	24	0.2%
2023	7	0.0%
2024	4	0.0%

** The new arrivals excludes newborn babies who are represented under the registration trend.*

Registration Trend

Pre - 2011	8,235	20.2%
2011	857	2.1%
2012	735	1.8%
2013	2,596	6.4%
2014	2,888	7.1%
2015	4,366	10.7%
2016	3,556	8.7%
2017	5,595	13.7%
2018	8,065	19.8%
2019	1,211	3.0%
2020	434	1.1%
2021	825	2.0%
2022	647	1.6%
2023	592	1.5%
2024	212	0.5%

Registration Trend Quarterly

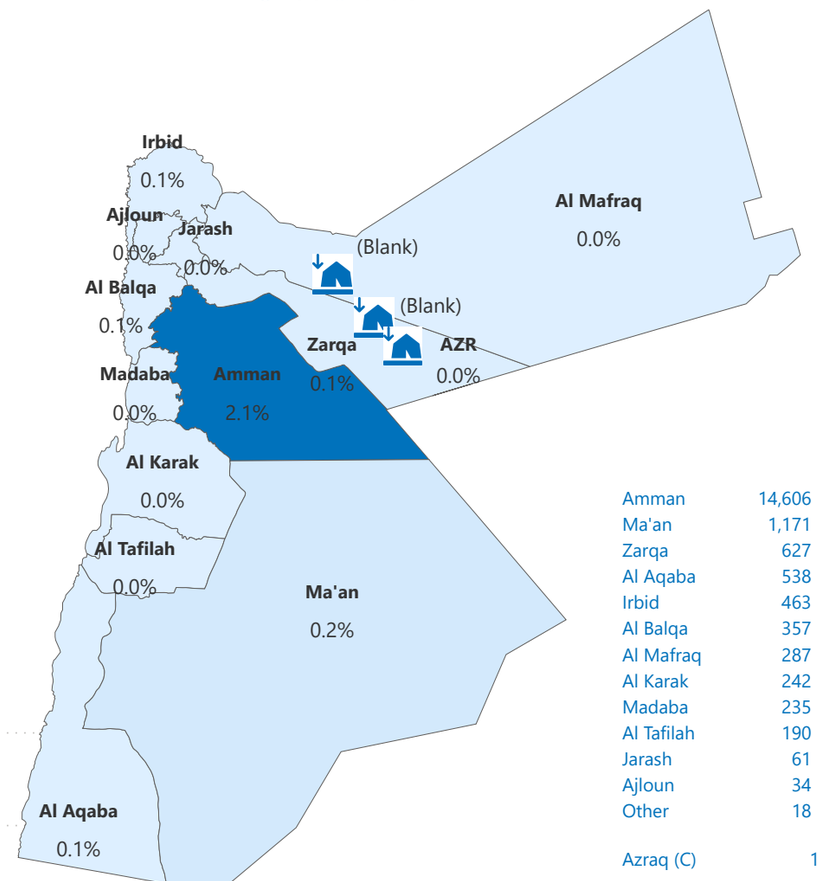

Amman	14,606
Ma'an	1,171
Zarqa	627
Al Aqaba	538
Irbid	463
Al Balqa	357
Al Mafraq	287
Al Karak	242
Madaba	235
Al Tafilah	190
Jarash	61
Ajloun	34
Other	18
Azraq (C)	1

Analyzed by Data Analysis Group | Jordan
Feedback: Asghar@unhcr.org