



# Tanzania Refugee Population Update

as of 31 May 2024



## Key Figures

**237,997\***  
People we Serve

**82.8%**  
197,045  
Living in camps

**8.0%**  
19,100  
Living in settlements

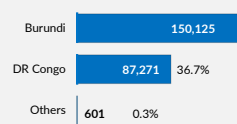
**9.0%**  
21,507  
Living in villages

**0.1%**  
345  
Living in urban area

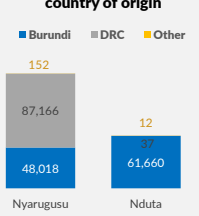
**83%**  
196,821  
Refugees

**17%**  
41,176  
Asylum-seekers

### Country of origin



### Camp-based population by country of origin

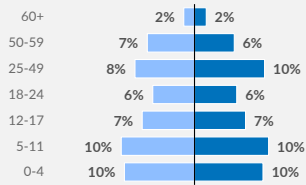


## Age and Gender Breakdown

**55%**  
Children

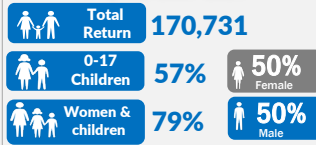
**3%**  
Older People

**118,625** Male (50%)  
**119,372** Female (50%)



## Durable Solutions

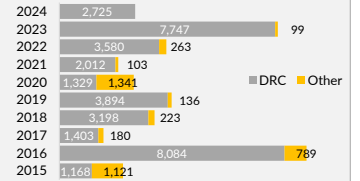
### Voluntary return of Burundian refugees, 2017-2024



### Local integration

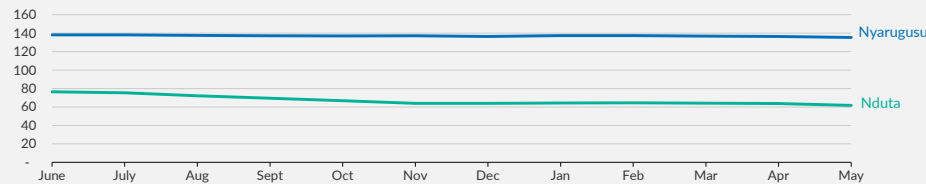
**162,000** former Burundian refugees (1972) granted citizenship by the Government of Tanzania.

### Resettlement departures by CoO, 2015 - 2024

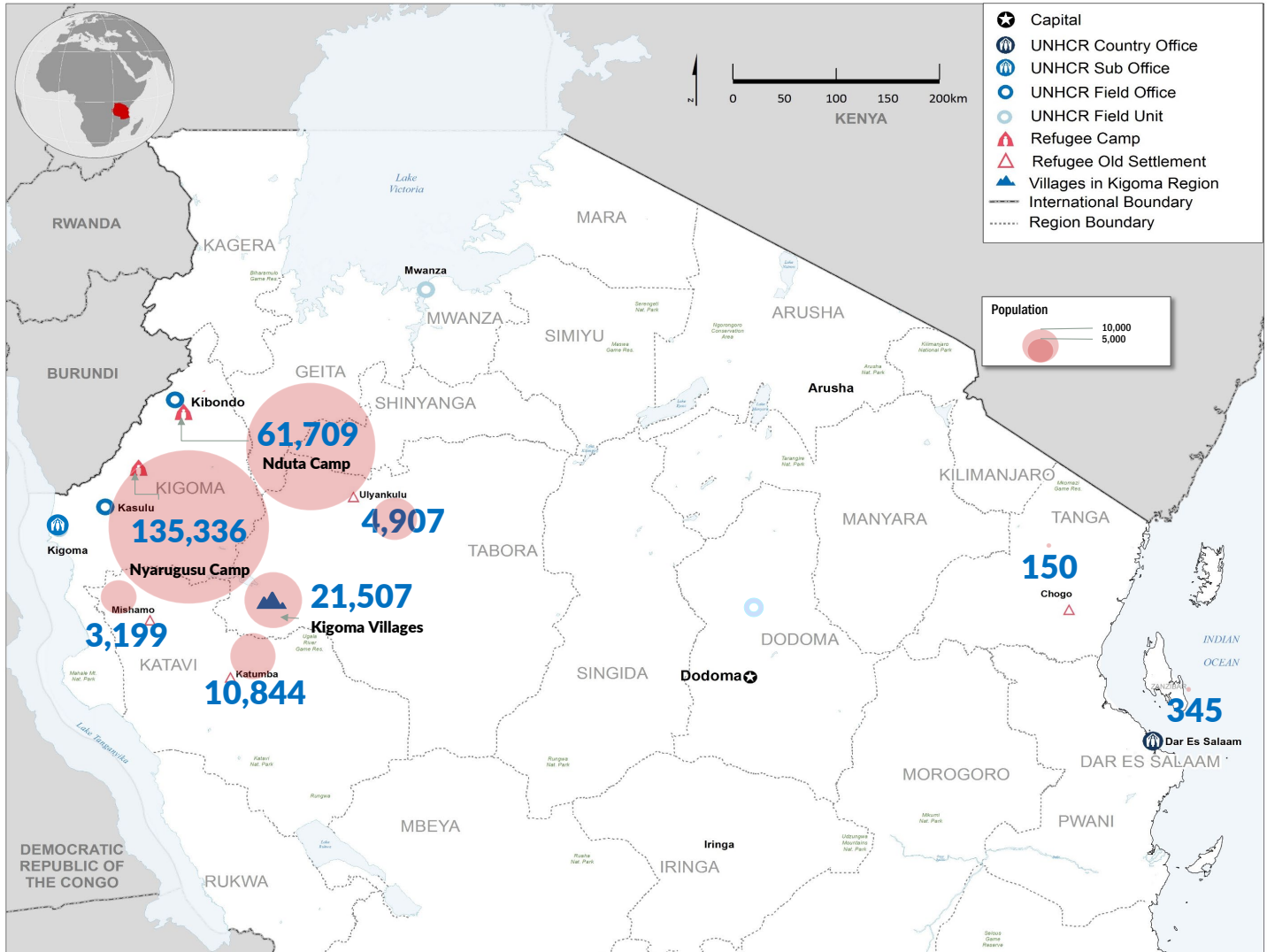
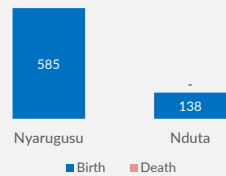


## Camp population trend: June 2023 to May 2024

Number of people (thousands)



## Births vs Deaths



The boundaries and names shown and the designations used on this map do not imply official endorsement or acceptance by the United Nations. Sources: Boundaries: UNCS; Background: USGS; Data: Government of Tanzania, UNHCR.

For more information, please contact: MALLYA@unhcr.org or visit: <https://data.unhcr.org/en/situations/burundi/location>