

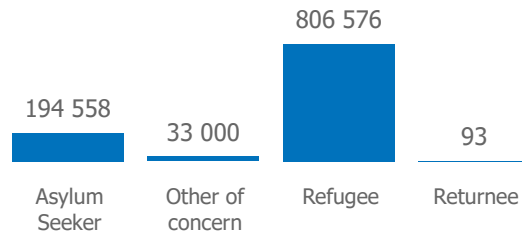
9 089 737

FORCIBLY DISPLACED PEOPLE & RETURNEES (1)

As a result of persecution, conflict, violence, human rights violations, or events seriously disturbing public order.

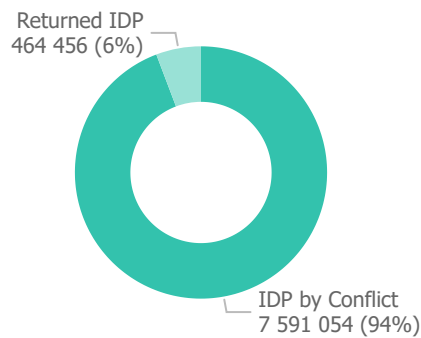
1 034 227

Refugees, asylum-seekers, other of concern & returnees (11% of the overall forcibly displaced people and returnees population)

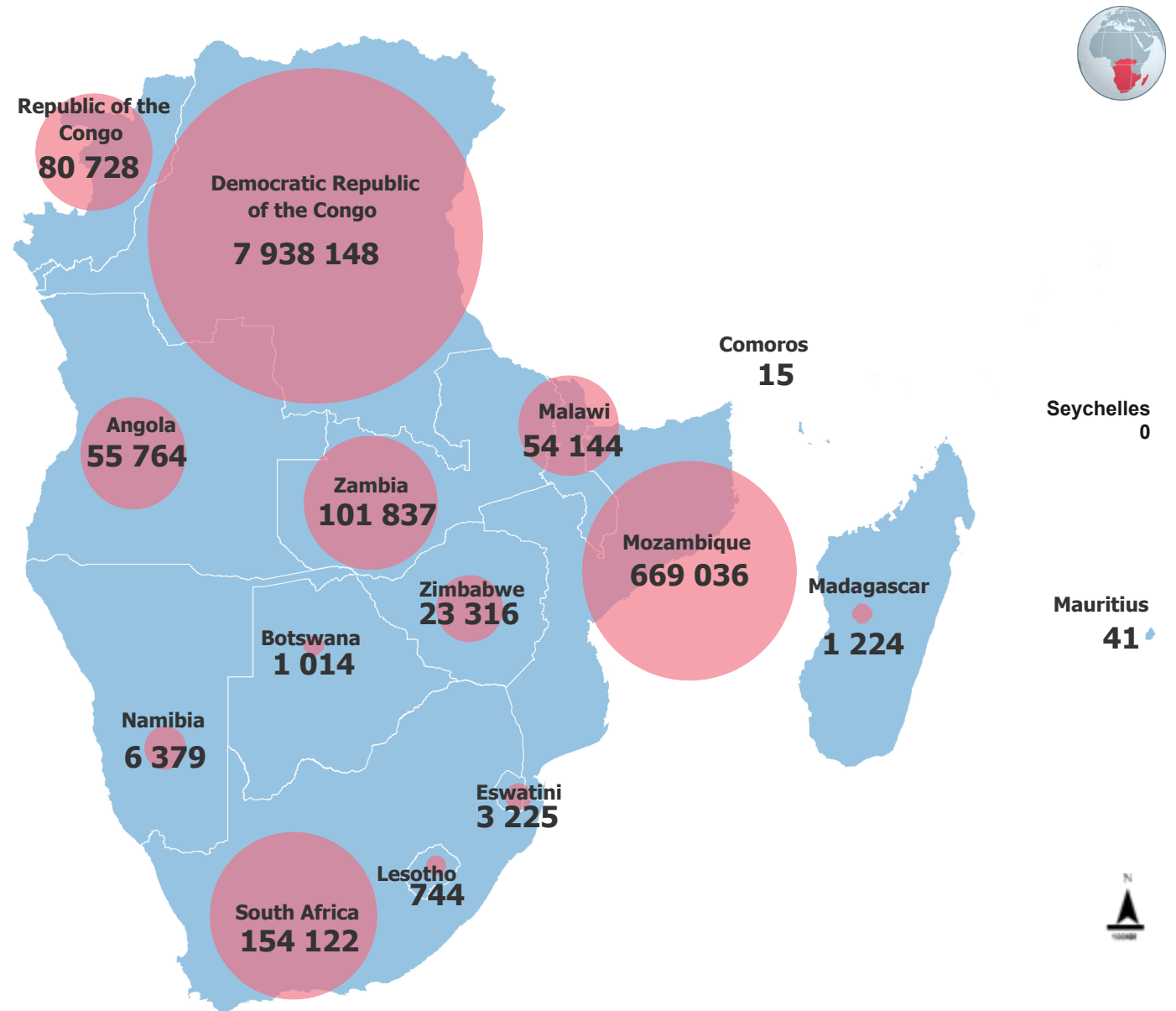


8 055 510

Conflict-induced Internally displaced person (IDPs) and returned IDPs (89% of the overall forcibly displaced people and returnees population)



(1) In addition, there are 1121 965 people displaced internally in the context of disasters and climate change. The displacement occurred in the following countries: Malawi (659 278), The Democratic Republic of the Congo (294 847), Mozambique (126 305) and Zimbabwe (41 535).



The boundaries and names shown and the designations used on this map do not imply official endorsement or acceptance by the United Nations

Summary population table

Country of Asylum	Refugee	Asylum-Seeker	Other of Concern	IDP by Conflict	Returned IDP	Refugee Returnee	Statelessness	Host Community	Total
Democratic Republic of the Congo	519 749	6 500		7 008 290	403 516	93			7 938 148
Other	377 219	6 173		6 038 567	403 516	93			6 825 568
IDP Camp				969 723					969 723
Lusenda	26 428	3							26 431
Meri	25 405	26							25 431
Inke	18 833	2							18 835
Mulongwe	11 761	23							11 784
Mole	11 090								11 090
Bili	10 602								10 602
Boyabu	8 964								8 964
Nzakara	8 739								8 739
Biringi	6 568								6 568
Wenze	6 173								6 173
Sidi	4 172								4 172
Bele	3 165	273							3 438
Mboti	630								630
Mozambique	5 517	18 490	1 325	582 764	60 940				669 036
Other	2 665	13 743	871	582 764	60 940				660 983
Maratane Camp	2 852	4 747	454						8 053
South Africa	67 151	86 971							154 122
Unknown	67 151	86 971							154 122
Zambia	75 024	9 155	17 658						101 837
Meheba	31 229	779	9 760						41 768
Mayukwayukwa	18 807	114	7 133						26 054
Other	17 457	7 072	765						25 294
Mantapala	7 531	1 190							8 721
Congo	61 285	6 808	12 635						80 728
Other	49 215	5 858	12 424						67 497
Site du 15 Avril	6 153	950	184						7 287
Site de Bouemba	5 917		27						5 944
Angola	25 283	30 279	202						55 764
Unknown	17 365	30 023	141						47 529
Lovua Settlement	6 222								6 222
Other	1 696	256	61						2 013
Malawi	35 264	18 876	4						54 144
Dzaleka	33 851	17 261	4						51 116
Other	1 413	1 615	0						3 028
Zimbabwe	9 584	12 730	1 002						23 316
Tongogara	8 744	6 152	913						15 809
Other	636	6 564	57						7 257
Unknown	204	14	32						250
Namibia	5 138	1 186	55						6 379
Osire	4 668	1 081	17						5 766
Other	470	105	38						613
Eswatini	1 264	1 946	15						3 225
Other	1 264	1 946	15						3 225
Madagascar	84	1 121	19						1 224
Other	84	1 121	19						1 224
Botswana	781	159	74						1 014
Dukwe	612	8	34						654
Other	169	151	40						360
Lesotho	435	298	11						744
Other	435	298	11						744
Mauritius	8	33							41
Other	8	33							41
Comoros	9	6							15
Other	9	6							15
Seychelles								0	0
Other								0	0
Total	806 576	194 558	33 000	7 591 054	464 456	93		0	9 089 737
2024 Planning Figures	805 200	209 893	30 784	8 571 008	2 300 000	16 025	182 393	300 000	12 415 303
Progression (Pop-PF)	100,2%	92,7%	107,2%	88,6%	20,2%	0,6%	0,0%	0,0%	73,2%

Notes: The figures are subject to change; *IDPs by disaster are not included; **'Other' in the location refers to any known location other than camp or settlement sites, covering both urban and rural areas; ***self-settled refers to the individuals without available information such as their names and locations, and their locations are categorized to be 'unknown'; those by location in Congo, Democratic Republic of the Congo and Zimbabwe could be different from the numbers operation report due to inconsistency in proGres.