# Aegean Islands Weekly Snapshot

## Sea arrivals

This week, the Aegean islands saw 456 arrivals, a decrease from last week's 887.
The average of the daily arrivals on the Aegean islands for this week is 65.

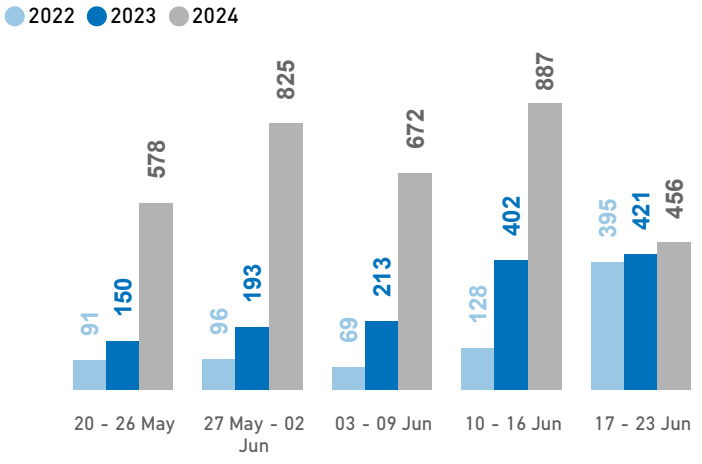


## Entry Points

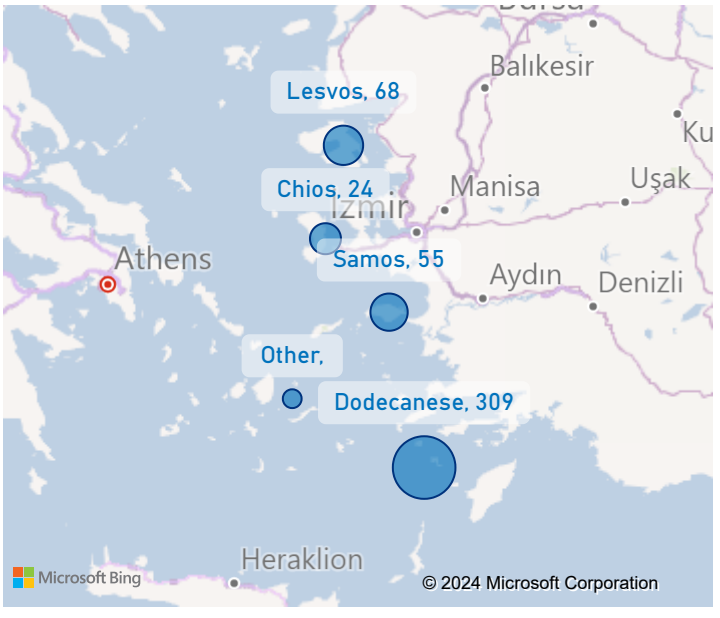


## Population in the CCACs

Currently, 6,912 refugees and migrants reside in the Closed Controlled Access Center(s).

Most of them are from Afghanistan (41%), Syria (31%) and Egypt (4%). Men account for 55% of the population, women for 18% and children for 27%.

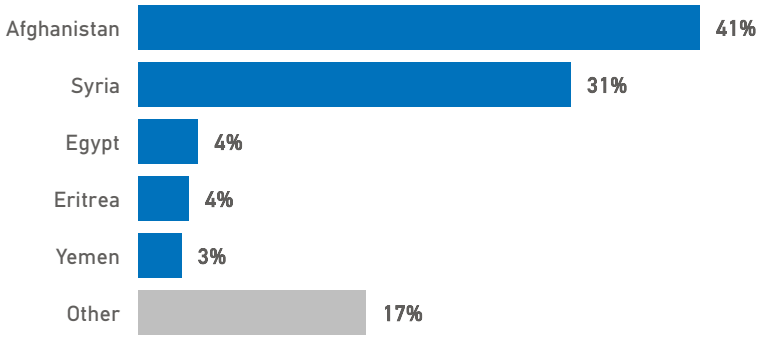


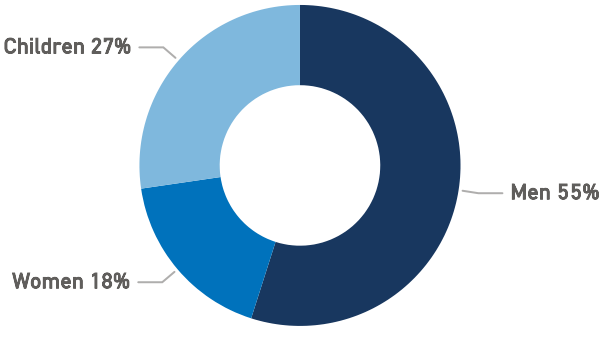


## Population on the Islands

There are 7,898 refugees and migrants on the Aegean islands. Out of this total, 6,912 reside at the CCACs and 340 are hosted in other facilities. UNHCR estimates that there are also 646 self-accommodated in the islands.

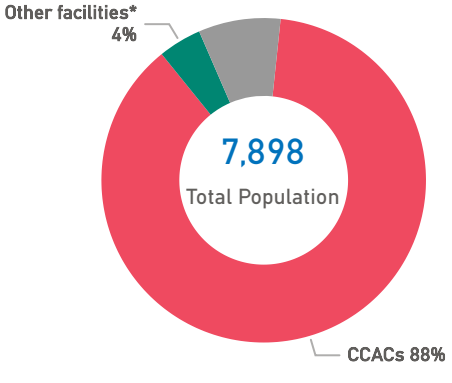


## Departures

This week, 333 refugees and migrants departed from the Aegean islands to the mainland.

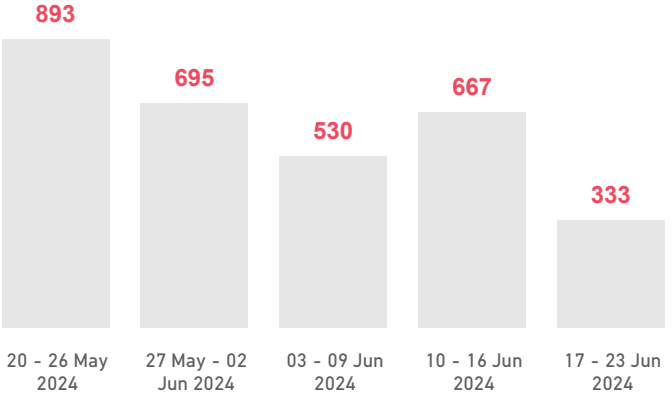


**Published on 25/06/2024**

more information: UNHCR Operational Portal - Greece

***Other facilities** include shelters for unaccompanied children, detention facilities, etc.

**Refugees and migrants** includes asylum-seekers, beneficiaries of international protection and people out of the asylum procedure.

**Departures to the mainland** mainly include: i) transfers in the context of IOM Assisted Voluntary Return and Reintegration programme, ii) transfers of unaccompanied children to State-run facilities, iii) organized transfers supported by the government, including controlled facilities for temporary accommodation of asylum-seekers in the mainland/sites, and iv) those who depart on their own means.

**Data Sources:** Population data - Partial Data from the Government and other sources; Arrivals/Departures - Hellenic Police, Hellenic Coastguard

Figures are subject to future adjustment based on consolidated figures provided by the authorities. Percentages may not add up to 100 due to rounding and slightly differ between the text and graphs.

***The boundaries, the names shown and the designations used on the map do not imply official endorsement or acceptance by the United Nations.***

# Lesvos Weekly Snapshot

## Sea arrivals

This week, Lesvos saw 68 arrivals, a decrease from last week's 152.

The average of the daily arrivals on Lesvos for this week is 10.

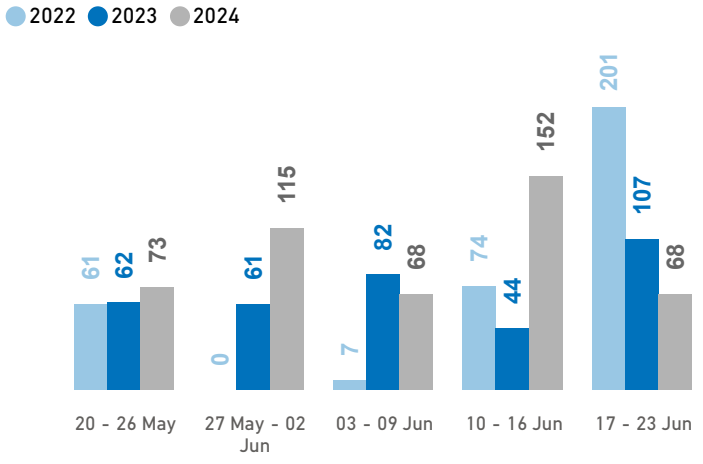


## Entry Points

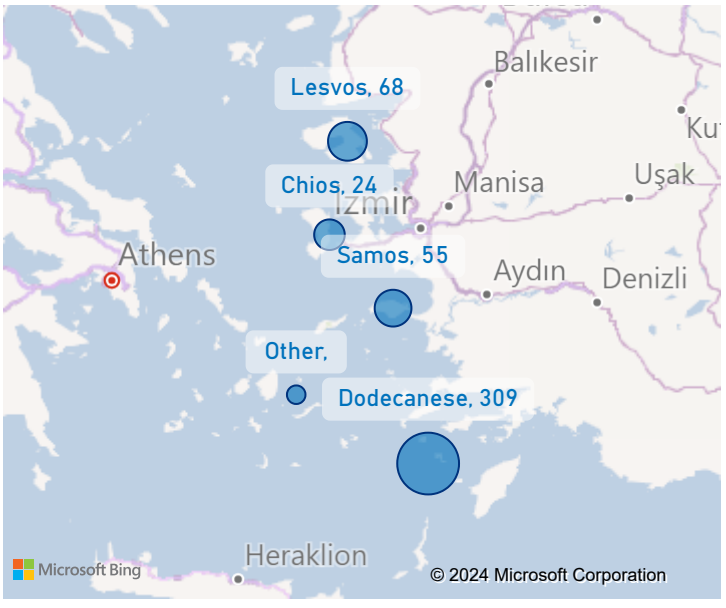


## Population in the CCAC

Currently, 1,484 refugees and migrants reside in the Closed Controlled Access Center.

Most of them are from Afghanistan (63%), Syria (18%) and Yemen (5%). Men account for 53% of the population, women for 20% and children for 27%.

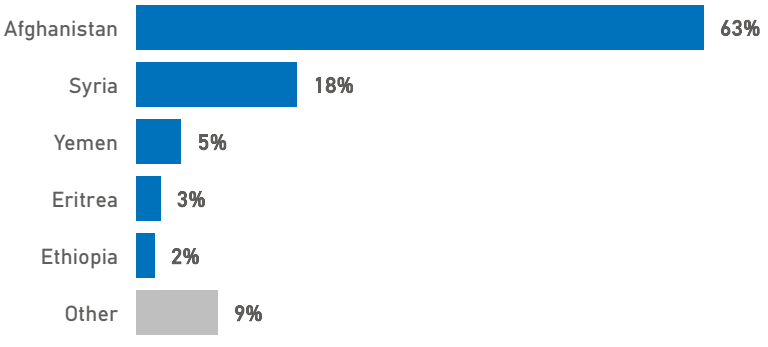


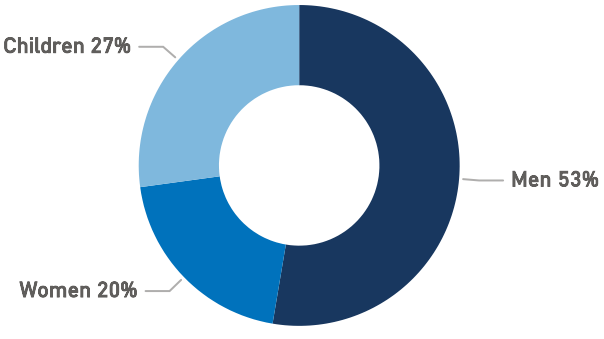


## Population on the Island

There are 1,833 refugees and migrants on Lesvos. Out of this total, 1,484 reside at the CCAC and 130 are hosted in other facilities. UNHCR identified 219 self-accommodated refugees in the island up to this date.

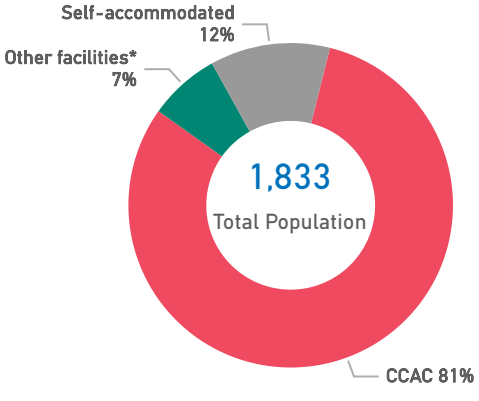


## Departures

This week, 7 refugees and migrants departed from Lesvos to the mainland.

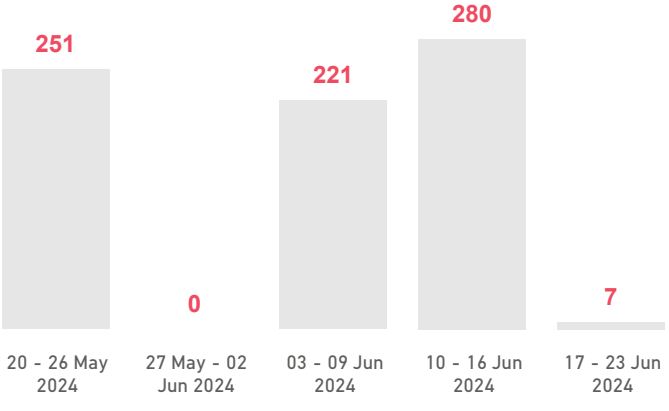


**Published on 25/06/2024**

more information: UNHCR Operational Portal - Greece

***Other facilities** include shelters for unaccompanied children, detention facilities, etc.

**Refugees and migrants** includes asylum-seekers, beneficiaries of international protection and people out of the asylum procedure.

**Departures to the mainland** mainly include: i) transfers in the context of IOM Assisted Voluntary Return and Reintegration programme, ii) transfers of unaccompanied children to State-run facilities, iii) organized transfers supported by the government, including controlled facilities for temporary accommodation of asylum-seekers in the mainland/sites, and iv) those who depart on their own means.

**Data Sources:** Population data - Partial Data from the Government and other sources; Arrivals/Departures - Hellenic Police, Hellenic Coastguard

Figures are subject to future adjustment based on consolidated figures provided by the authorities. Percentages may not add up to 100 due to rounding and slightly differ between the text and graphs.

***The boundaries, the names shown and the designations used on the map do not imply official endorsement or acceptance by the United Nations.***

# Chios Island Weekly Snapshot

## Sea arrivals

This week, Chios island saw 24 arrivals, an increase from last week's 23.

The average of the daily arrivals on Chios island for this week is 3.

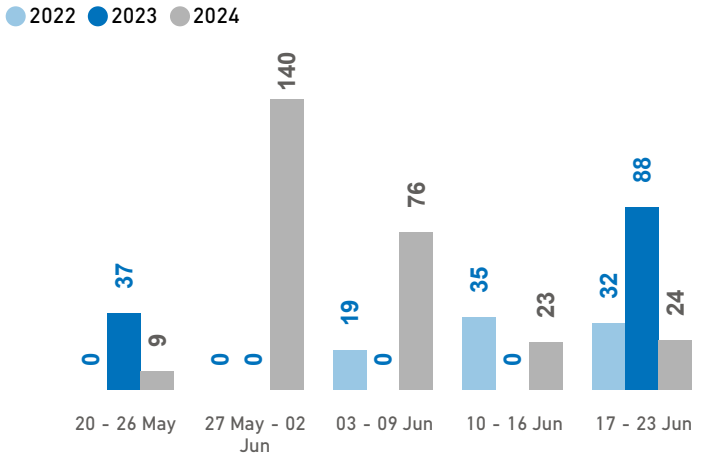


## Entry Points

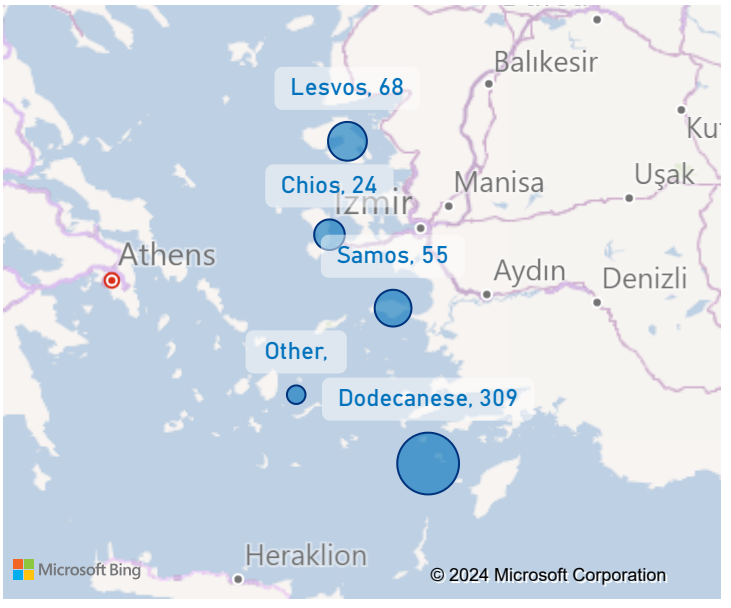


## Population in the CCAC

Currently, 648 refugees and migrants reside in the Closed Controlled Access Center.

Most of them are from Syria (31%), Afghanistan (23%) and Eritrea (23%). Men account for 56% of the population, women for 23% and children for 21%.

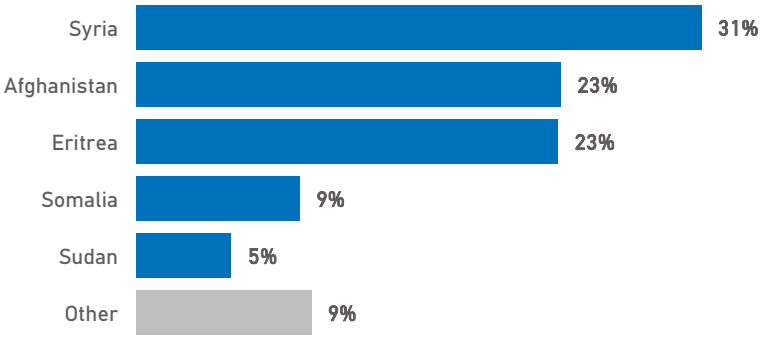


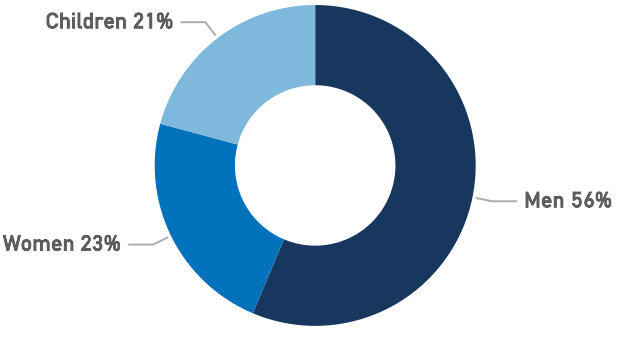


## Population on the Island

There are 773 refugees and migrants on Chios island. Out of this total, 648 reside at the CCAC and 16 are hosted in other facilities. UNHCR estimates that there are also 109 self-accommodated in the island.

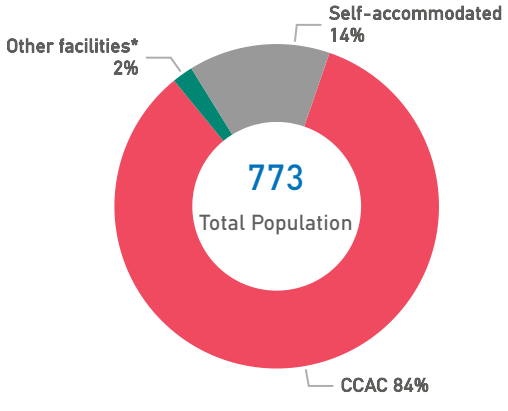


## Departures

This week, 82 refugees and migrants departed from Chios island to the mainland

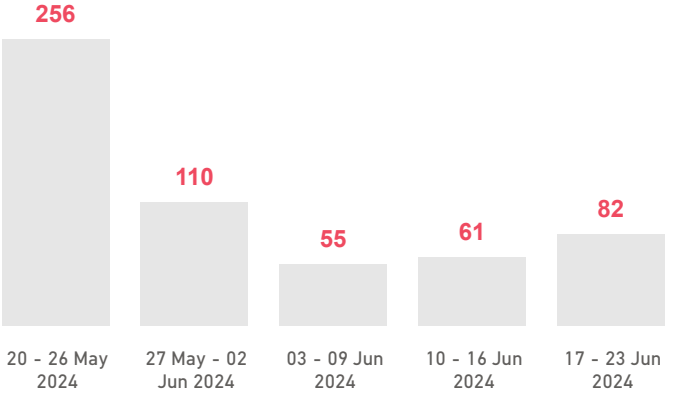


**Published on 25/06/2024**

more information: UNHCR Operational Portal - Greece

***Other facilities** include shelters for unaccompanied children, detention facilities, etc.

**Refugees and migrants** includes asylum-seekers, beneficiaries of international protection and people out of the asylum procedure.

**Departures to the mainland** mainly include: i) transfers in the context of IOM Assisted Voluntary Return and Reintegration programme, ii) transfers of unaccompanied children to State-run facilities, iii) organized transfers supported by the government, including controlled facilities for temporary accommodation of asylum-seekers in the mainland/sites, and iv) those who depart on their own means.

**Data Sources:** Population data - Partial Data from the Government and other sources; Arrivals/Departures - Hellenic Police, Hellenic Coastguard

Figures are subject to future adjustment based on consolidated figures provided by the authorities. Percentages may not add up to 100 due to rounding and slightly differ between the text and graphs.

***The boundaries, the names shown and the designations used on the map do not imply official endorsement or acceptance by the United Nations.***

# Samos Island Weekly Snapshot

## Sea arrivals

This week, Samos island saw 55 arrivals, a decrease from last week's 86.

The average of the daily arrivals on Samos island for this week is 8.

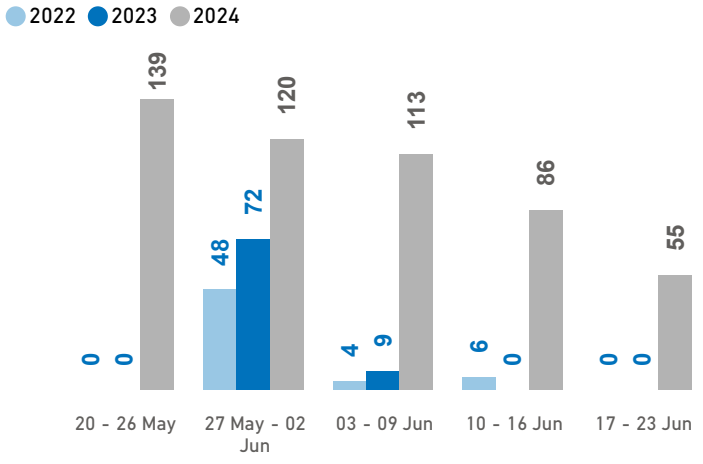


## Entry Points

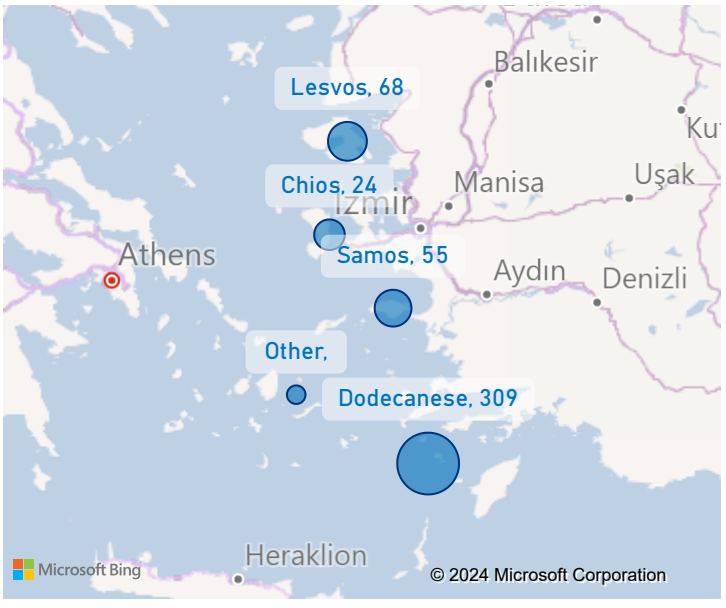


## Population in the CCAC

Currently, 2,415 refugees and migrants reside in the Closed Controlled Access Center.

Most of the registered population are from Afghanistan (55%), Syria (23%) and Sierra Leone (9%). Men account for 44% of the population, women for 23% and children for 33%.

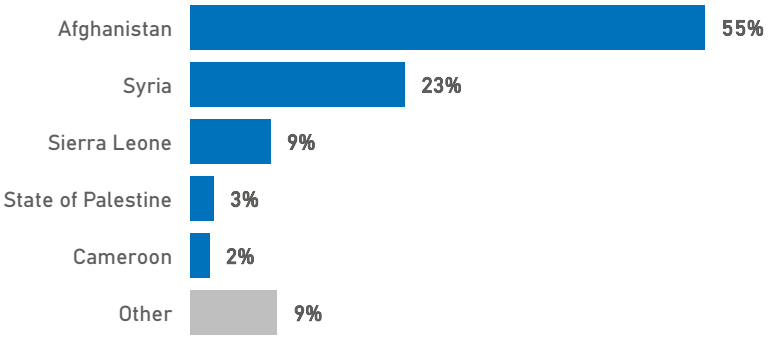


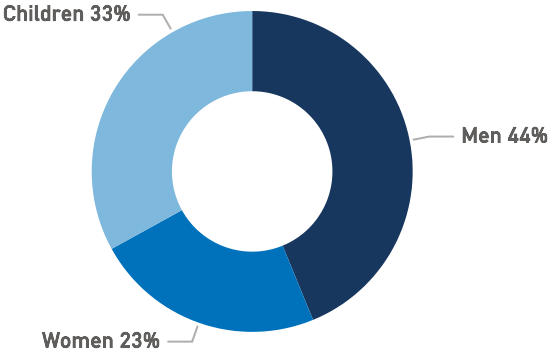


## Population on the Island

There are 2,458 refugees and migrants on Samos island. Out of this total, the 2,415 reside at the CCAC and 15 are hosted in other facilities. UNHCR estimates that there are also 28 self-accommodated in the island.

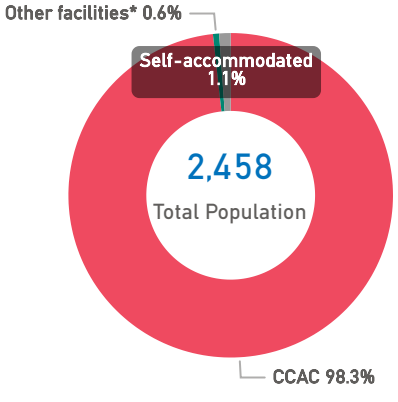


## Departures

This week, 27 refugees and migrants departed from Samos island to the mainland.

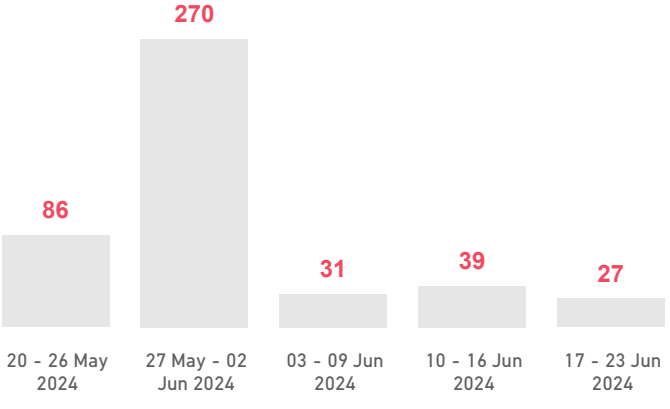


**Published on 25/06/2024**

more information: UNHCR Operational Portal - Greece

***Other facilities** include shelters for unaccompanied children, detention facilities, etc.

**Refugees and migrants** includes asylum-seekers, beneficiaries of international protection and people out of the asylum procedure.

**Departures to the mainland** mainly include: i) transfers in the context of IOM Assisted Voluntary Return and Reintegration programme, ii) transfers of unaccompanied children to State-run facilities, iii) organized transfers supported by the government, including controlled facilities for temporary accommodation of asylum-seekers in the mainland/sites, and iv) those who depart on their own means.

**Data Sources:** Population data - Partial Data from the Government and other sources; Arrivals/Departures - Hellenic Police, Hellenic Coastguard

Figures are subject to future adjustment based on consolidated figures provided by the authorities. Percentages may not add up to 100 due to rounding and slightly differ between the text and graphs.

***The boundaries, the names shown and the designations used on the map do not imply official endorsement or acceptance by the United Nations.***

# Dodecanese Islands Weekly Snapshot

## Sea arrivals

This week, the Dodecanese islands saw 309 arrivals, a decrease from last week's 339.

The average of the daily arrivals on the Dodecanese islands for this week is 44.

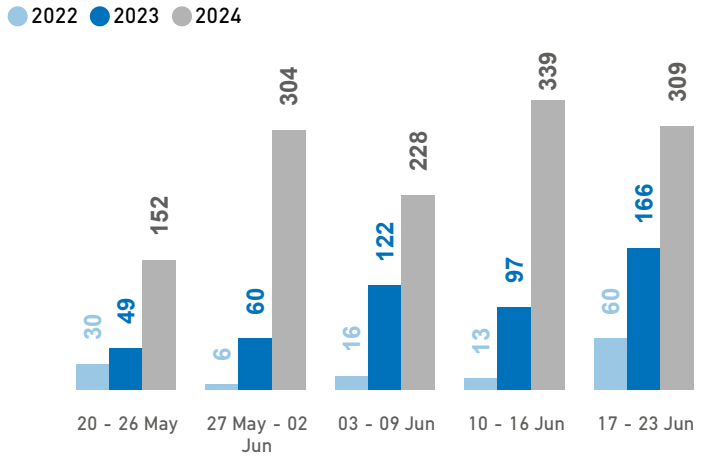


## Entry Points

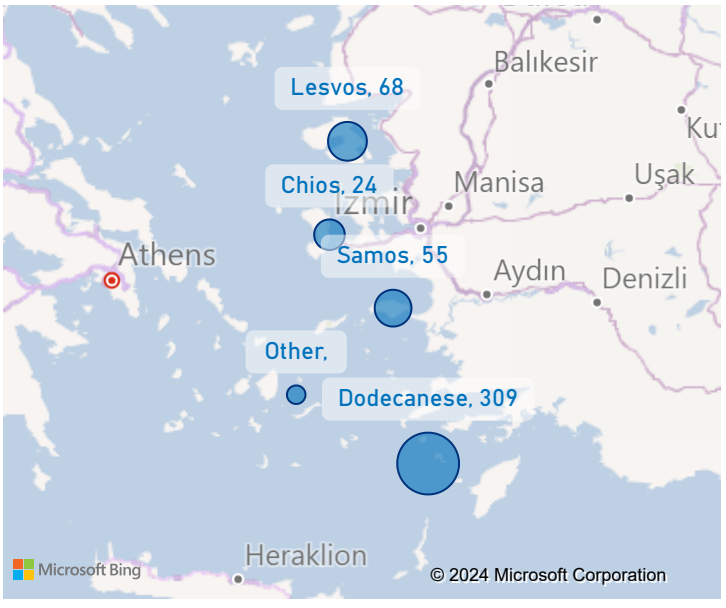


## Population in Kos CCAC and Leros CCAC

Currently, 2,365 refugees and migrants reside in Kos CCAC and Leros CCAC.

Most of them are from Syria (52%), Afghanistan (14%) and Egypt (13%). Men account for 62% of the population, women for 13% and children for 25%.

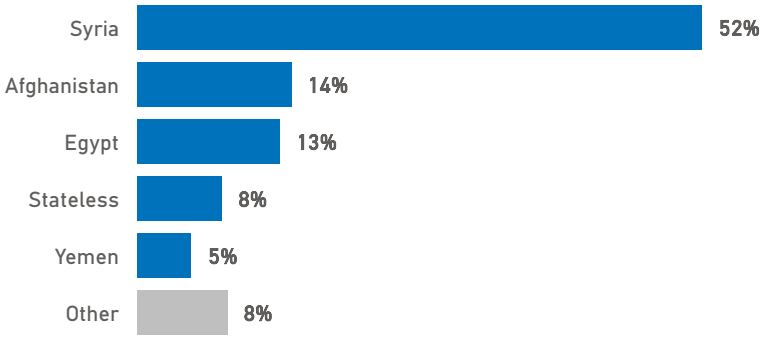


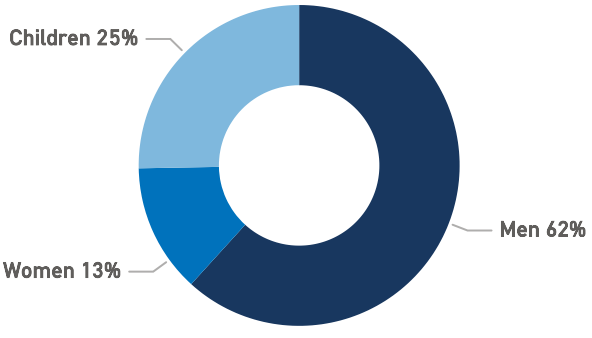


## Population on the Dodecanese Islands

There are 2,675 refugees and migrants on the Dodecanese islands. Out of this total, 1,276 reside at the CCAC in Kos, and 1,089 at the CCAC Leros. In Kos, an estimated 240 people are self-accommodated and an additional 20 are hosted in other facilities, while in Leros, an estimated 50 people are self-accommodated, with an additional 0 being hosted in other facilities.

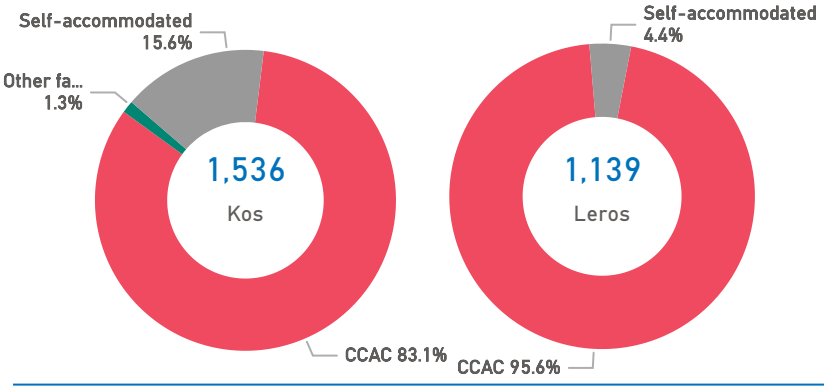


## Departures

This week, 217 refugees and migrants departed from the Dodecanese islands to the mainland.

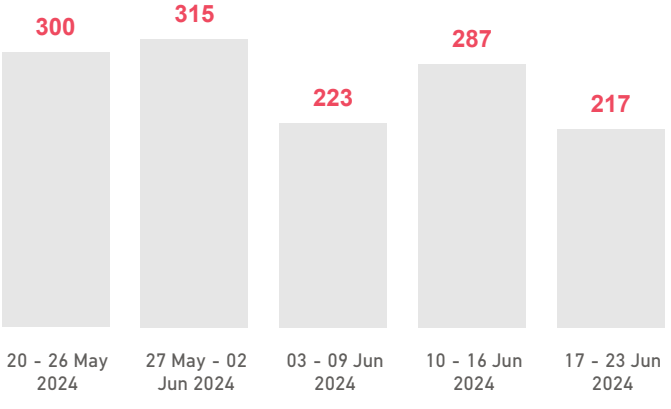


**Published on 25/06/2024**

more information: UNHCR Operational Portal - Greece

***Other facilities** include shelters for unaccompanied children, detention facilities, etc.

**Refugees and migrants** includes asylum-seekers, beneficiaries of international protection and people out of the asylum procedure.

**Departures to the mainland** mainly include: i) transfers in the context of IOM Assisted Voluntary Return and Reintegration programme, ii) transfers of unaccompanied children to State-run facilities, iii) organized transfers supported by the government, including controlled facilities for temporary accommodation of asylum-seekers in the mainland/sites, and iv) those who depart on their own means.

**Data Sources:** Population data - Partial Data from the Government and other sources; Arrivals/Departures - Hellenic Police, Hellenic Coastguard

Figures are subject to future adjustment based on consolidated figures provided by the authorities. Percentages may not add up to 100 due to rounding and slightly differ between the text and graphs.

***The boundaries, the names shown and the designations used on the map do not imply official endorsement or acceptance by the United Nations.***