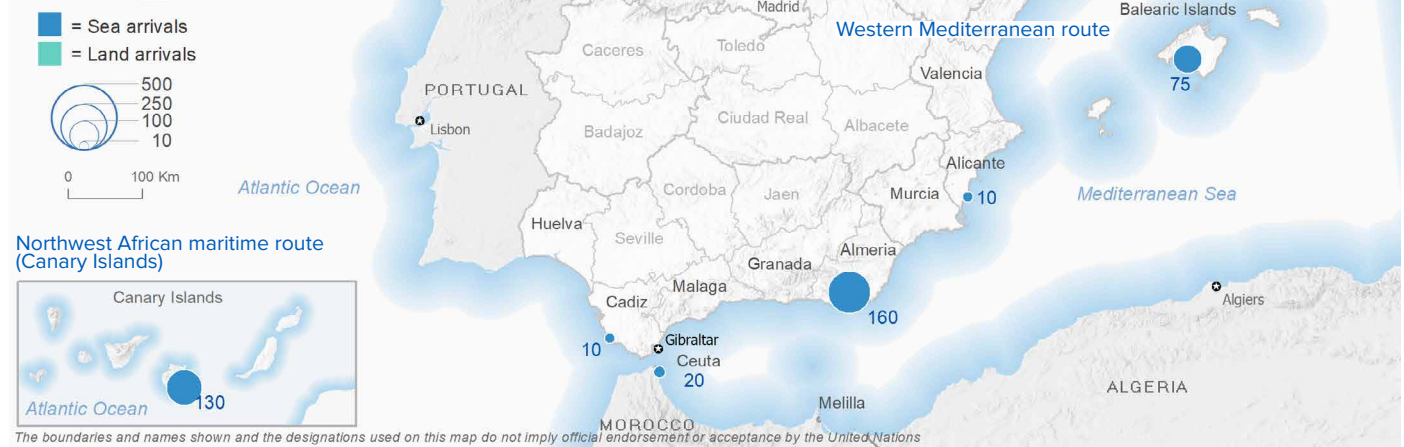


SPAIN Weekly snapshot - Week 25 (17 - 23 Jun 2024)

The charts below are based on figures from the Ministry of Interior and UNHCR estimates. All figures are provisional and subject to change

Refugees & migrants: sea and land arrivals in week 25¹



Arrivals in Spain

24,952
 Arrivals as of 23 June 2024²
+111%
 Dif. 2023

24,743
 Sea Arrivals²
 Dif. 2023: +114%

209
 Land Arrivals²
 Dif. 2023: -24%

405
 Arrivals Week 25¹
 Dif. last week: -13%
 Dif. 2023: -57%

Western Mediterranean

5,626
 Arrivals as of 23 June 2024²
+7%
 Dif. 2023

5,417
 Sea Arrivals²
 Dif. 2023: +9%

209
 Land Arrivals²
 Dif. 2023: -24%

275
 Arrivals Week 25¹
 Dif. last week: -14%
 Dif. 2023: -11%

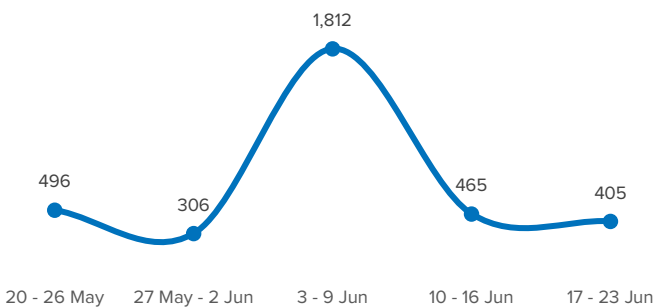
Northwest African maritime (Canary Islands)

19,326
 Arrivals as of 23 June 2024²
+194%
 Dif. 2023

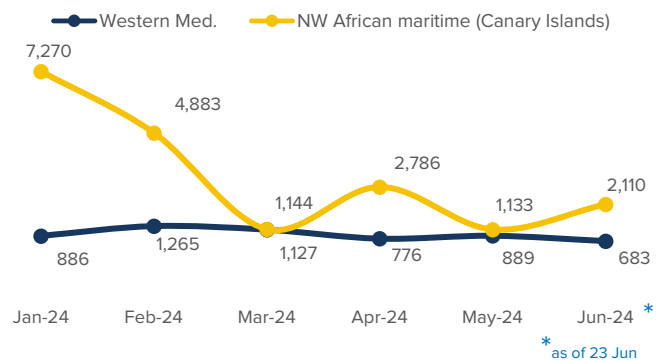
19,326
 Sea Arrivals²
 Dif. 2023: +194%

130
 Arrivals Week 25¹
 Dif. last week: -10%
 Dif. 2023: -80%

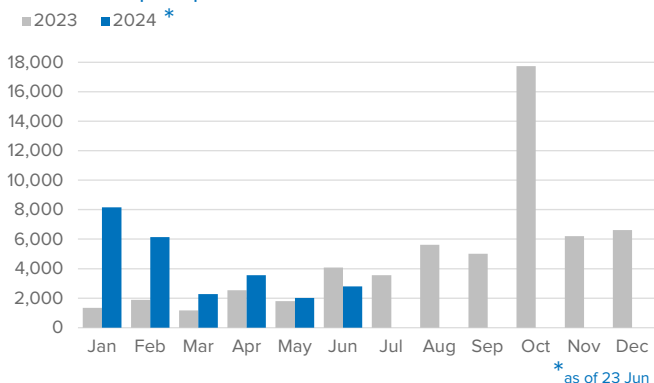
Arrivals in Spain during the last five weeks¹



Arrivals in Spain by route during the last six months²



Arrivals in Spain per month²



Arrivals in Spain per year²

