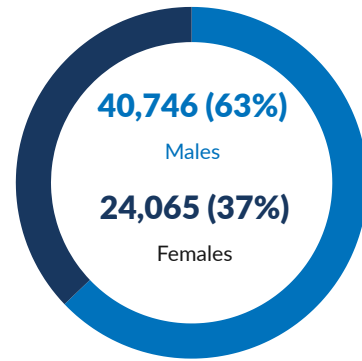


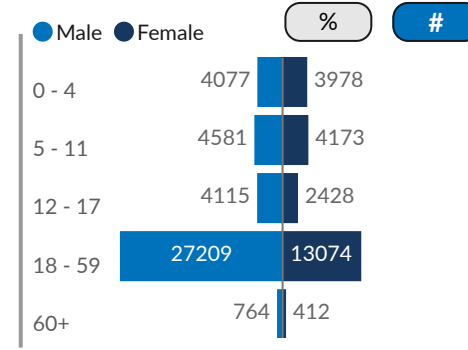
Legal Status Urban or DC

Gender Mantika



12,773 (20%)
Boys
27,209 (42%)
Men
19,509 (30%)
Single Males
764 (1%)
Elderly Men (60+)

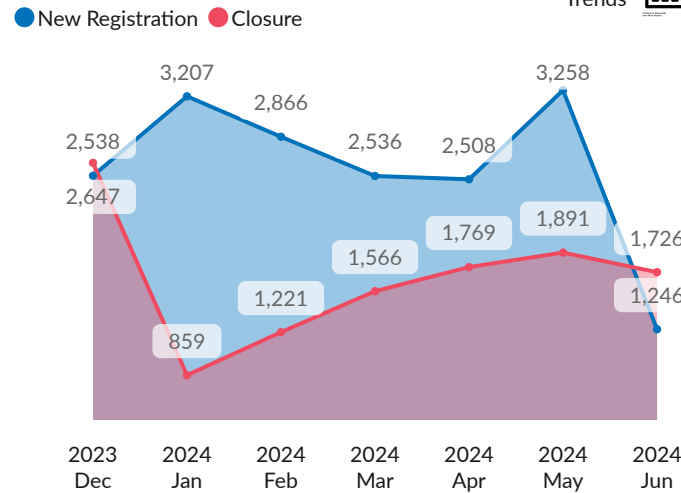
10,579 (16%)
Girls
13,074 (20%)
Women
1,907 (3%)
Single Females
412 (1%)
Elderly Women (60+)



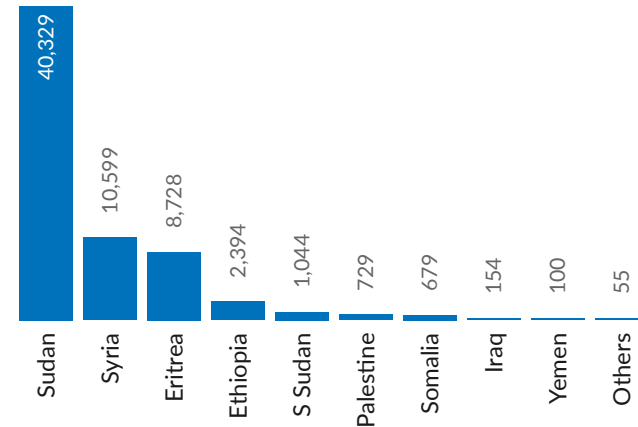
Place of Residence

Mantika	# of Individuals	% of Individuals
Tripoli	31,233	48.19%
Aljfara	15,026	23.18%
Misrata	4,277	6.60%
Unknown	4,029	6.22%
Azzawya	3,205	4.95%
Almargeb	2,144	3.31%
Zwara	1,609	2.48%
Benghazi	1,355	2.09%
Al Jabal Al Gharbi	489	0.75%
Sebha	236	0.36%
Ejdabia	222	0.34%
Al Jabal Al Akhdar	178	0.27%
Tobruk	162	0.25%
Almarj	144	0.22%
Sirt	114	0.18%
Wadi Ashshati	88	0.14%
Murzuq	63	0.10%
Nalut	63	0.10%
Derna	62	0.10%
Aljufra	41	0.06%
Alkufra	37	0.06%
Ubari	34	0.05%

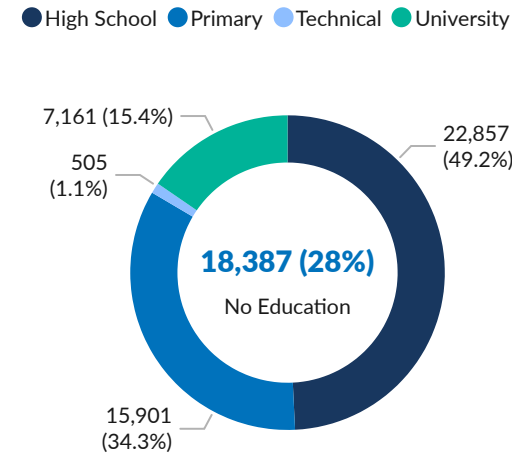
New Registration / Closure



Nationality



Education level in the country of origin

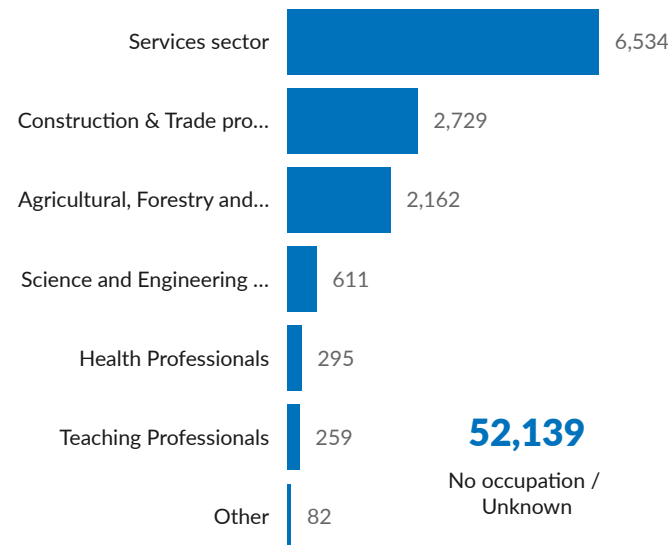


Specific Needs Categories

Categories	Individuals	% Value
Child at risk	7,201	9.27%
Disability	972	1.25%
Family unity	1,008	1.30%
Older person at risk	298	0.38%
Serious medical condition	7,750	9.97%
SGBV	1,755	2.26%
Single parent	1,348	1.73%
Specific legal and physical protection needs	50,417	64.88%
Torture	1,824	2.35%
Unaccompanied or separated child	1,691	2.18%
Woman at risk	3,447	4.44%

* Specific needs categories can only be filtered by Nationality

Occupation in the country of origin



* data contains only adult population

