



# Tanzania Refugee Population Update

as of 30 June 2024



The UN Refugee Agency

## Key Figures

**236,605**  
People we Serve

**82.7%**  
195,647  
Living in camps

**8.1%**  
19,100  
Living in settlements

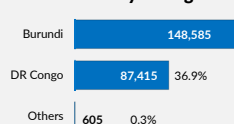
**9.1%**  
21,507  
Living in villages

**0.1%**  
351  
Living in urban area

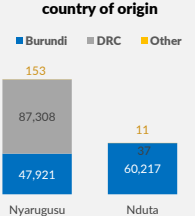
**83%**  
195,475  
Refugees

**17%**  
41,130  
Asylum-seekers

### Country of origin



### Camp-based population by country of origin

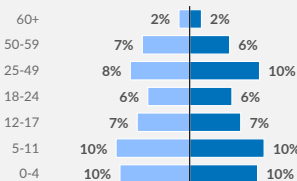


## Age and Gender

**55%**  
Children

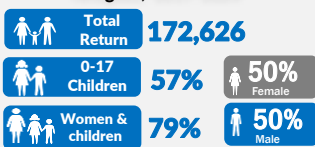
**3%**  
Older People

117,981 Male (50%)  
118,624 Female (50%)



## Durable Solutions

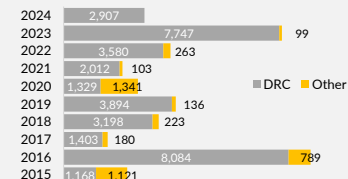
### Voluntary return of Burundian refugees, 2017-2024



### Local integration

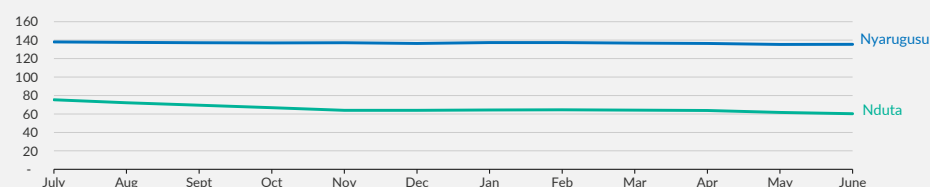
**162,000** former Burundian refugees (1972) granted citizenship by the Government of Tanzania.

### Resettlement departures by CoO, 2015 - 2024

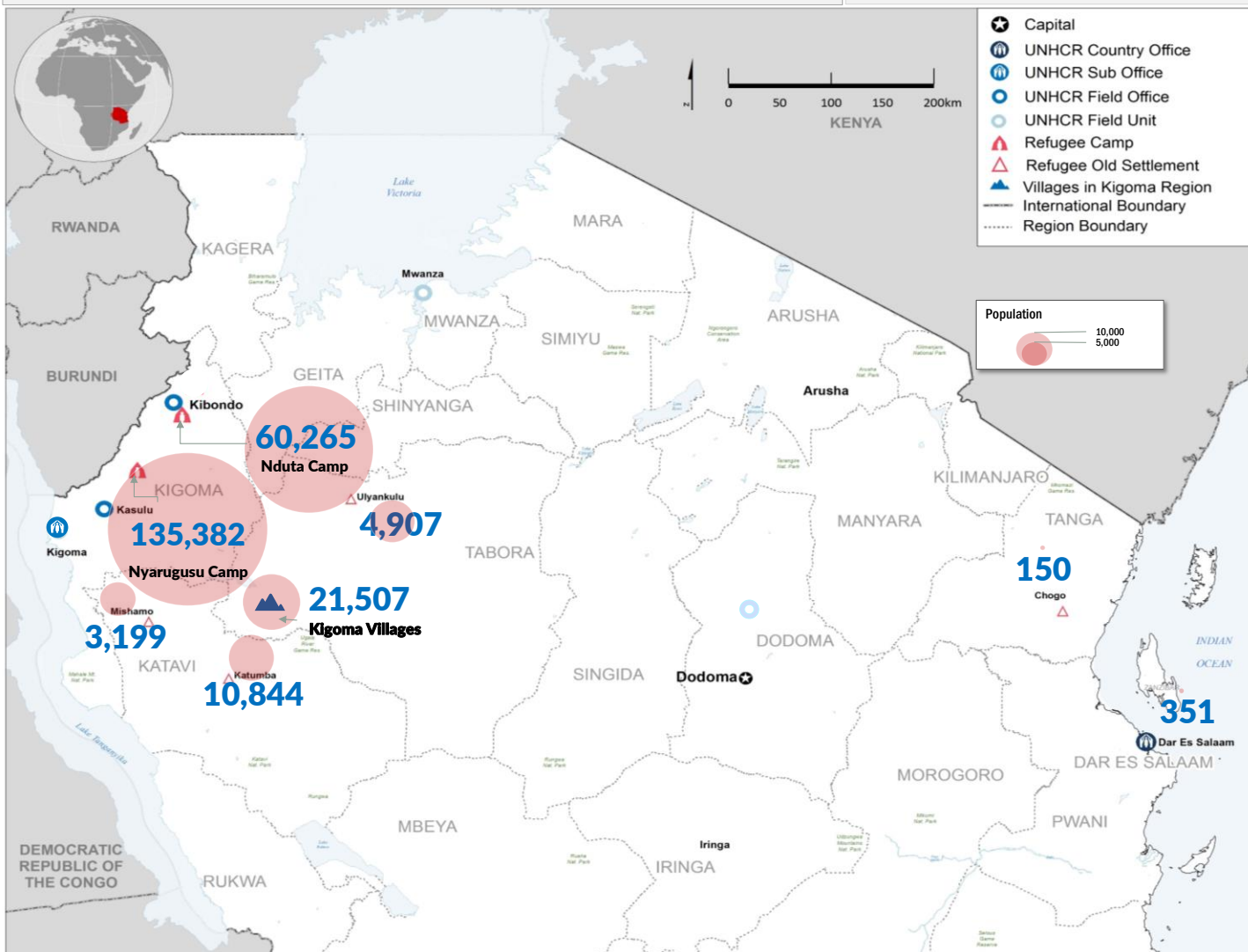
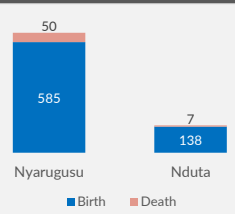


## Camp population trend: July 2023 to June 2024

Number of people (thousands)



## Births vs Deaths



The boundaries and names shown on this map do not imply official endorsement or acceptance by the United Nations. Sources: Boundaries: UNCS; Background: USGS; Data: Government of Tanzania, UNHCR. For more information, please contact: MALLYA@unhcr.org or visit: <https://data2.unhcr.org/en/situations/burundi/location>