MULTI-COUNTRY OFFICE (MCO) CÔTE D'IVOIRE
GHANA : MONTHLY STATISTICS

As of 30 June 2024

12,339 FORCIBLY DISPLACED PERSONS
7,097 REFUGEES*
5,242 ASYLUM SEEKERS*

(*) Individually registered in the database(proGres V4)

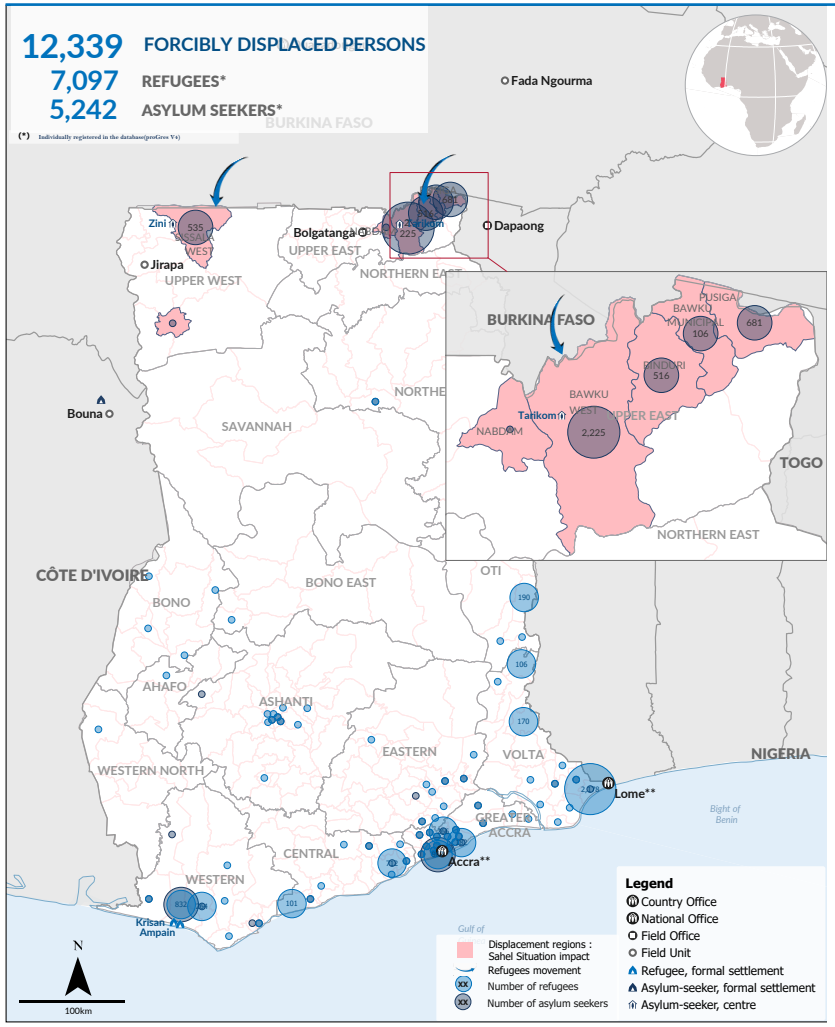

The boundaries and names shown and the designations used on this map do not imply official endorsement or acceptance by the United Nations.

STATISTICS OF REFUGEES AND ASYLUM SEEKERS

AGE AND GENDER BREAKDOWN

63% Women & Children

35% Children (0-17 years)

60% Adult (18 – 59 years)

5% Elderly (60+)

*Refugees and asylu seekers

REFUGEE AND ASYLUM SEEKERS POPULATION BREAKDOWN BY REGION

REGION	FEMALE						MALE						GRAND TOTAL
	00 - 04 years	05 - 11 years	12 - 17 years	18 - 59 years	60+ years	TOTAL FEMALE	00 - 04 years	05 - 11 years	12 - 17 years	18 - 59 years	60+ years	TOTAL MALE	
UPPER EAST	296	477	271	1,027	89	2,160	305	479	207	354	64	1,409	3,569
GREATER ACCRA	52	130	132	715	30	1,059	58	114	132	1,451	69	1,824	2,883
VOLTA	2	119	182	789	106	1,198	4	118	159	983	147	1,411	2,609
WESTERN	40	74	65	346	23	548	49	71	78	533	24	755	1,303
CENTRAL	7	37	49	362	32	487	9	50	59	384	21	523	1,010
UPPER WEST	57	64	42	121	2	286	67	78	23	74	8	250	536
OTI	-	11	14	54	11	90	-	17	19	61	9	106	196
ASHANTI	-	3	2	22	4	31	1	6	2	42	2	58	89
OTHERS	2	3	7	49	1	62	-	6	13	61	2	82	144
Grand Total	**456**	**918**	**764**	**3,485**	**298**	**5,921**	**493**	**939**	**692**	**3,948**	**346**	**6,418**	**12,339**

In Ghana , **58%(7,097)** of forcibly displaced persons received refugee legal status,The rest of the forcibly displaced population are asylum seekers represent **42%(5,242)**.

POPULATION BREAKDOWN AGE/GENDER*

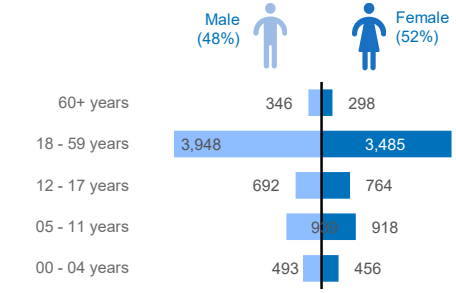

*Refugees and asylum seekers

PERSONS WITH SPECIFICS NEEDS

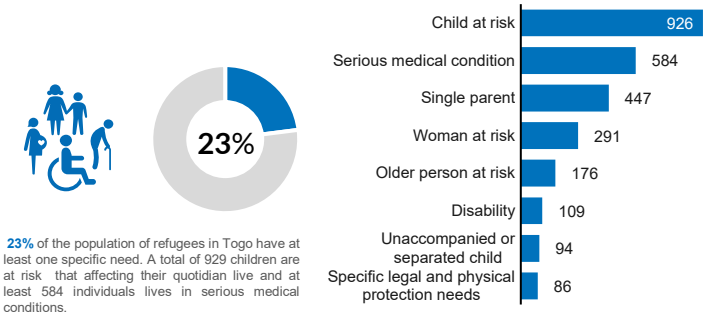

23% of the population of refugees in Togo have at least one specific need. A total of 929 children are at risk that affecting their quotidian live and at least 584 individuals lives in serious medical conditions.

COUNTRY OF ORIGIN

REFUGEES

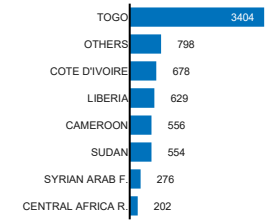

ASYLUM SEEKERS

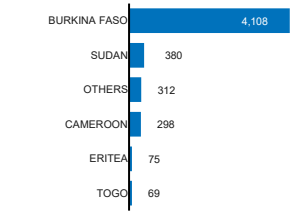

CHILDREN AT SCHOOL AGE BY REGION

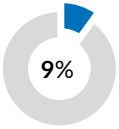

9% of the overall refugees in Benin are children at school-age. VOLTA and WESTERN are regions where more than 62% of refugee's children at school age live.

REGION	FEMALE	MALE	TOTAL
VOLTA	249	235	484
WESTERN	106	98	204
GREATER ACCRA	93	81	174
CENTRAL	47	61	108
UPPER EAST	46	61	107
BONO	5	13	18
ASHANTI	-	7	7
EASTERN	5	1	6
GRAND TOTAL	**551**	**557**	**1,108**

SOCIO-ECONOMIC STATISTICS

MAIN OCCUPATION(ADULT)*

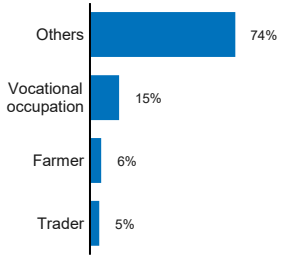

MAIN EDUCATION LEVEL (ADULT)

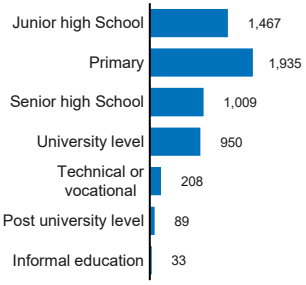

MAIN ETHNICITIES

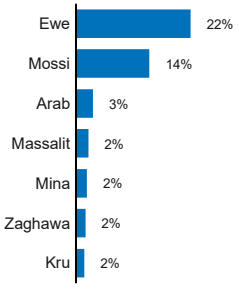

* All data are aggregated within those categories

POPULATION DISTRIBUTION

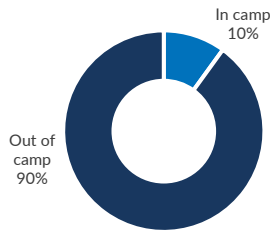

POPULATION TREND (SINCE JANUARY 2024)

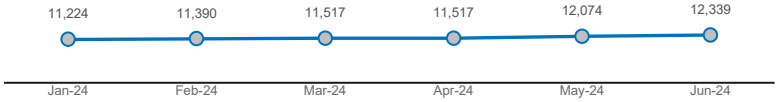

Sources : UNHCR proGres – 2024, Ghana Refugee Board

For more information, please contact : DIMA Unit of MCO Côte d'Ivoire (kamdem@unhcr.org)

Updated on 03 July 2024