MULTI-COUNTRY OFFICE (MCO) CÔTE D'IVOIRE
BENIN : MONTHLY STATISTICS

As of 30 June 2024

17,029 FORCIBLY DISPLACED PERSONS
12,235 REFUGEES*
4,794 ASYLUM SEEKERS*

(*) Individually registered in the database(proGres V4)

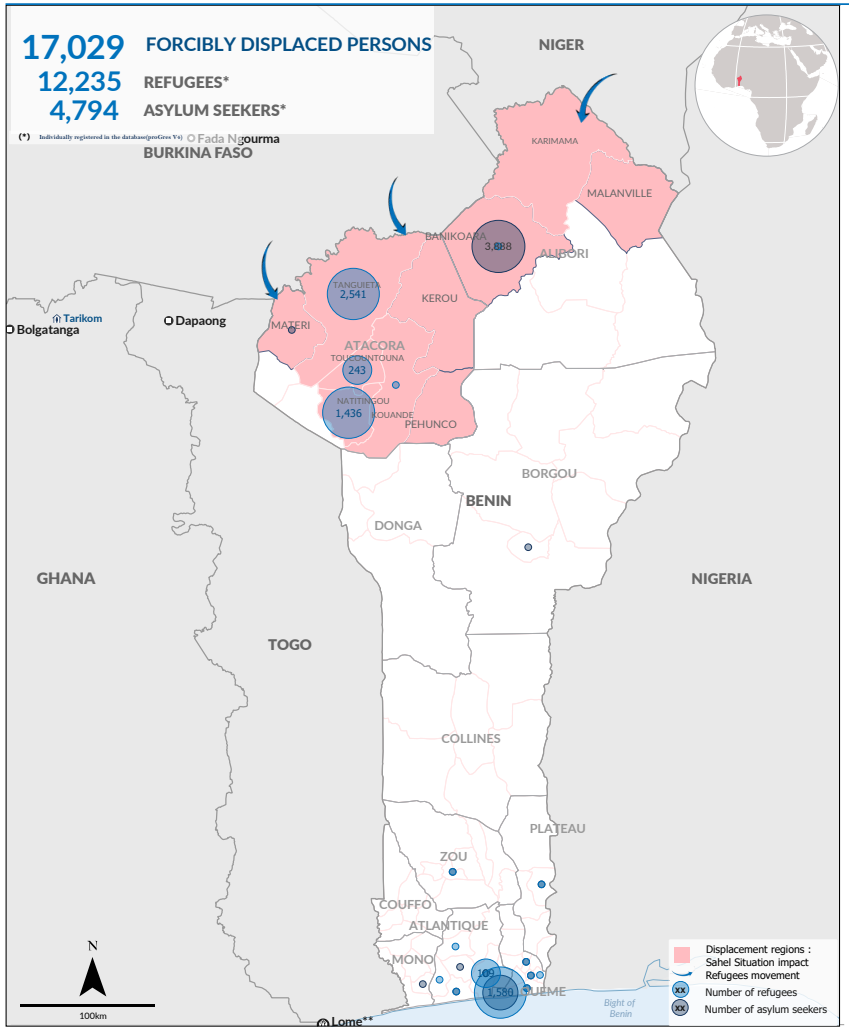

The boundaries and names shown and the designations used on this map do not imply official endorsement or acceptance by the United Nations.

POPULATION TREND (SINCE JANUARY 2024)

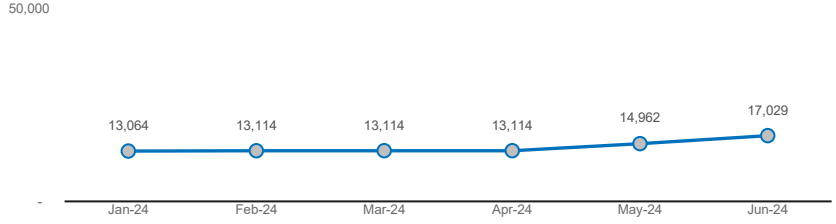

STATISTICS OF REFUGEES AND ASYLUM SEEKERS

AGE AND GENDER BREAKDOWN

74% Women & Children

43% Children (0-17 years)

54% Adult (18 – 59 years)

3% Elderly (60+)

REFUGEE POPULATION BREAKDOWN BY REGION

REGION	FEMALE						MALE						GRAND TOTAL
	00 - 04 years	05 - 11 years	12 - 17 years	18 - 59 years	60+ years	TOTAL FEMALE	00 - 04 years	05 - 11 years	12 - 17 years	18 - 59 years	60+ years	TOTAL MALE	
MATERI	729	672	265	1,963	142	3,771	731	566	224	893	66	2,480	6,251
TANGUIÉTA	264	237	123	719	42	1,385	281	268	126	457	24	1,156	2,541
COTONOU	43	91	73	470	13	690	41	121	76	645	7	890	1,580
NATITINGOU	148	128	81	346	26	729	138	126	69	353	21	707	1,436
TOUCOUNTOUNA	25	28	14	54	2	123	32	26	8	53	1	120	243
ABOMEY-CALAVI	1	4	7	39	1	52	-	2	2	53	-	57	109
SEME-KPODJI	-	-	-	5	-	5	-	-	-	25	2	27	32
KOUANDE	4	-	2	5	1	12	3	-	-	8	-	11	23
OTHERS	-	-	-	9	2	11	-	-	-	8	1	9	20
GRAND TOTAL	1,214	1,160	565	3,610	229	6,778	1,226	1,109	505	2,495	122	5,457	12,235

In Benin, **72%(12,235)** of forcibly displaced persons received refugee legal status,The rest of the forcibly displaced population are asylum seekers represent **28%(4,794).** They are mostly present in the northern part of the country and representing more than **86%**

POPULATION BREAKDOWN AGE/GENDER*

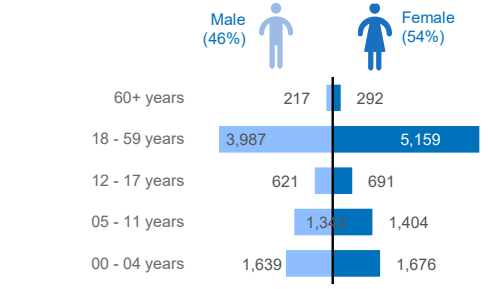

*Refugees and asylum seekers

COUNTRY OF ORIGIN

REFUGEES

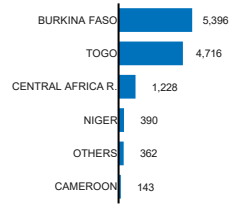

ASYLUM SEEKERS

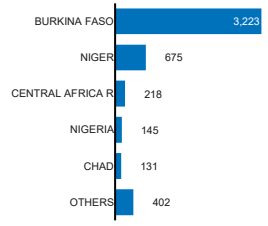

PERSONS WITH SPECIFICS NEEDS

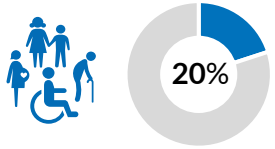

20% of the population of refugees in Togo have at least one specific need. A total of 258 individuals have at least one disability affecting their quotidian live and at least 245 others lives in serious medical conditions.

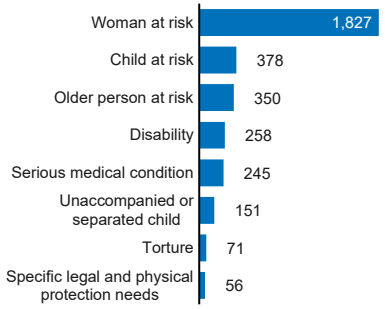

CHILDREN AT SCHOOL AGE BY REGION

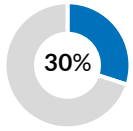

30% of the overall refugees in Benin are children at school-age. MATERI and TONE are regions where more than 69% of refugee's children at school age live.

REGION	FEMALE	MALE	TOTAL
MATERI	461	511	972
TANGUIÉTA	390	369	759
BANIKOARA	261	302	563
COTONOU	268	244	512
NATITINGOU	54	45	99
TOUCOUNTOUNA	13	10	23
ABOMEY-CALAVI	7	6	13
OTHERS	461	511	972
GRAND TOTAL	2,662	2,503	5,165

SOCIO-ECONOMIC STATISTICS

MAIN OCCUPATION(ADULT)*

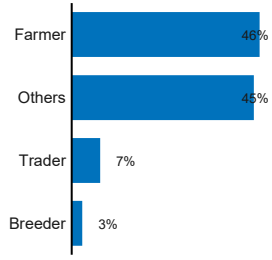

* All data are aggregated within those categories

MAIN EDUCATION LEVEL (ADULT)

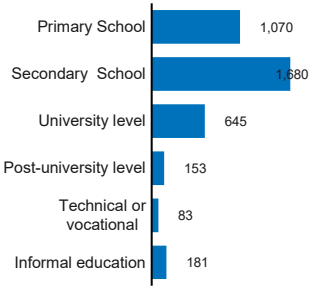

MAIN ETHNICITIES

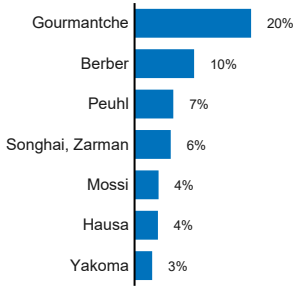

POPULATION DISTRIBUTION

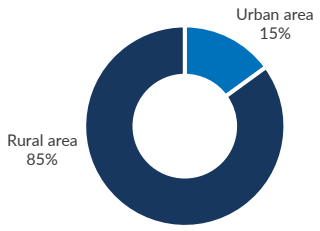

Sources : UNHCR proGres – 2024, SP CNRA

For more information, please contact : DIMA Unit of MCO Côte d'Ivoire (kamdem@unhcr.org)

Updated on 03 July 2024