I. Refugees and Asylum Seekers in urban areas

Key Figures

7 459 Refugees and Asylum Seekers

5658 Refugees and Asylum Seekers biométrically registered

6 764 Registered Refugees

695 Asylum Seekers

Age and Gender of Refugee Population

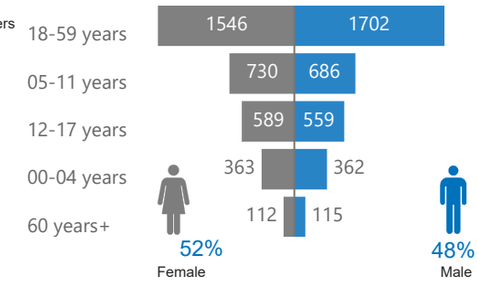

Age and Gender of Asylum Seekers

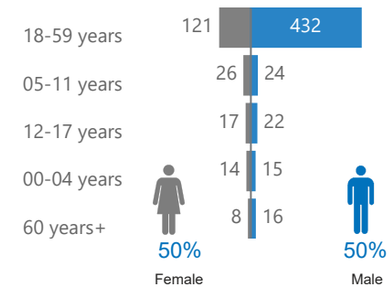

Urbans Asylum Seekers by location

Location	F	M	Total
Bukavu	2	3	5
Goma	18	15	33
Kinshasa	46	67	113
Lubumbashi	120	424	544
Total	**186**	**509**	**695**

Number of Cires	Total
Bukavu	644
Goma	1266
Kinshasa	127
Lubumbashi	2496
Total	**4533**

Urbans Refugees by location

Location	F	M	Total
Bukavu	672	612	1284
Goma	1088	940	2028
Kinshasa	478	480	958
Lubumbashi	1102	1392	2494
Total	**3340**	**3424**	**6764**

Urbans Asylum seekers by country of origin

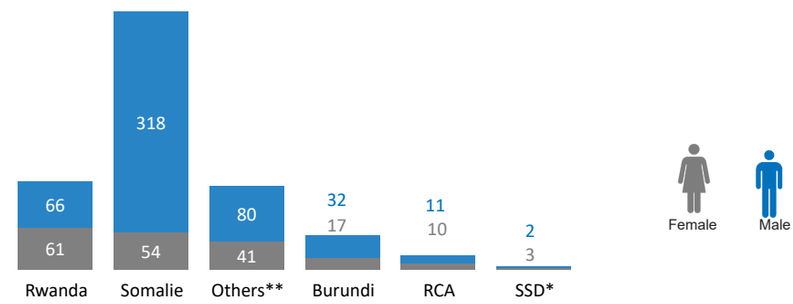

**Syrie(39), Angola(26), République du Congo,(19), Cameroun(11),..

Urbans refugees Profile

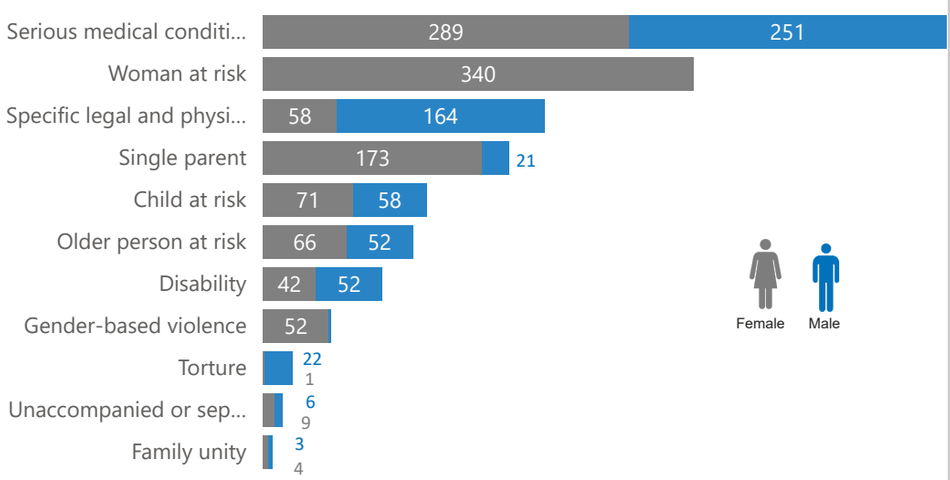

Individually recognized refugees living in the cities of Goma, Kinshasa, Lubumbashi and Bukavu are considered urban refugees in the DRCongo. Continuous registration is carried out in these areas. They are all in possession of identity documents issued by the government with UNHCR support.

Urbans Refugees by location by country of origin

Location	F	M	Tot
Bukavu	**672**	**612**	**1284**
Burundi	128	153	281
Rwanda	544	459	1003
Goma	**1088**	**940**	**2028**
Burundi	358	296	654
Ouganda	4	1	5
Rwanda	726	643	1369
Kinshasa	**478**	**480**	**958**
Angola	63	58	121
Burundi	25	14	39
Congo	48	67	115
Erithrée	4	4	8
IND		1	1
Liberia	3	1	4
Ouganda	7	11	18
RCA	176	188	364
Rwanda	116	107	223
Sierra Leonne		1	1
SSD	31	23	54
SUD	1	3	4
Syrie	1		1
Tchad	3	2	5
Lubumbashi	**1102**	**1392**	**2494**
Angola	1	1	2
Burundi	613	840	1453
Congo	0	1	1
Cote d'ivoire	5	4	9
RCA	11	12	23
Rwanda	458	516	974
Somalie	8	9	17
Syrie	6	9	15
Total	**3340**	**3424**	**6764**

SSD: South Sudan

SUD: Sudan

RCA: Central African Republic

II. Central African Refugees and Asylum Seekers

Key Figures

210 187 Refugees and Asylum Seekers

152 578 Refugees and Asylum Seekers biometrically registered

210 138 Registered Refugees

49 Asylum Seekers

Age and Gender of Refugee Population

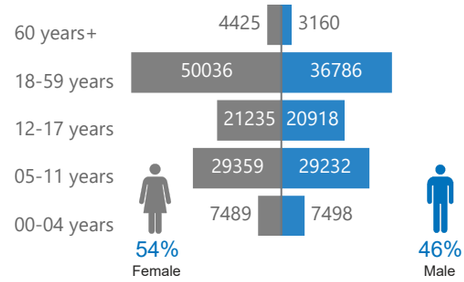

Age and Gender of Asylum Seekers

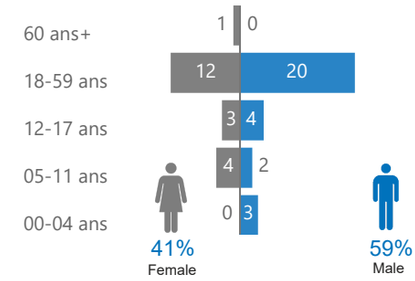

Central African Refugee Population by Type of Location

Rural	In settlements	Urban
159 685	50 066	387
75.99%	23.83%	0.18%

Central african Refugee in settlements

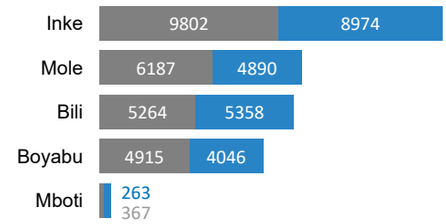

Refugees in the developpement pole

Location	F	M	Total
Modale	3403	2960	6363
nzakara	4808	3938	8746
sidi	2129	2043	4172
wenze	3851	2842	6693
Total	**14191**	**11783**	**25974**

Locations of Central African Refugee Population in DRC

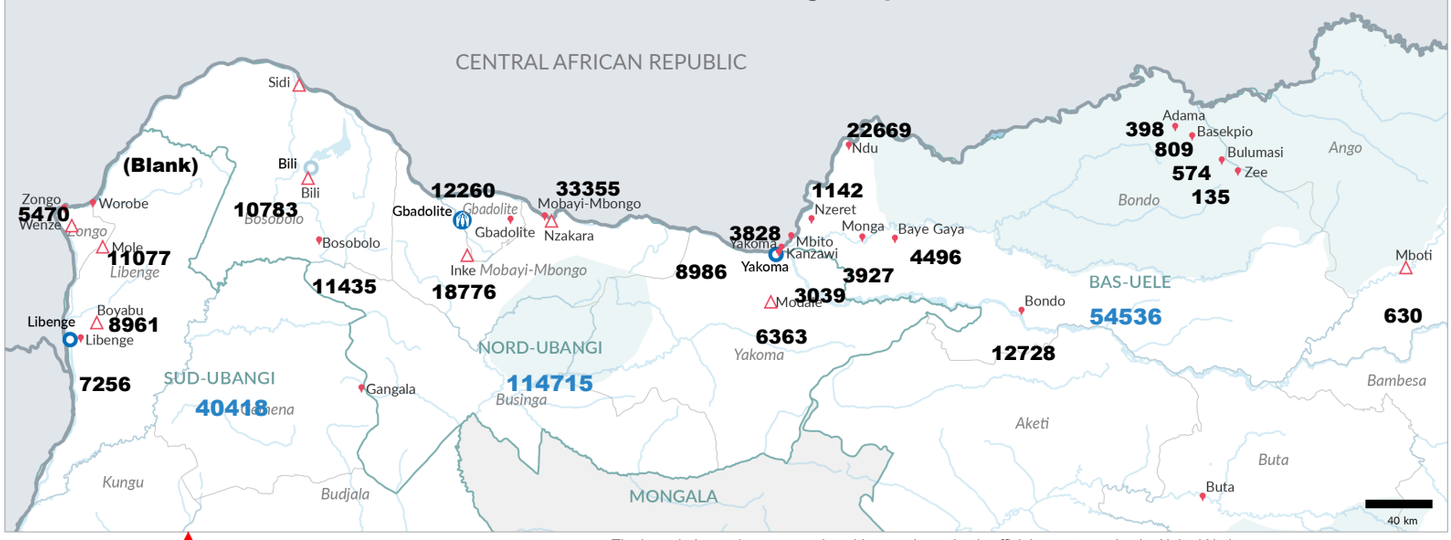

Central African Refugee Population Trend (2019 - 2024)

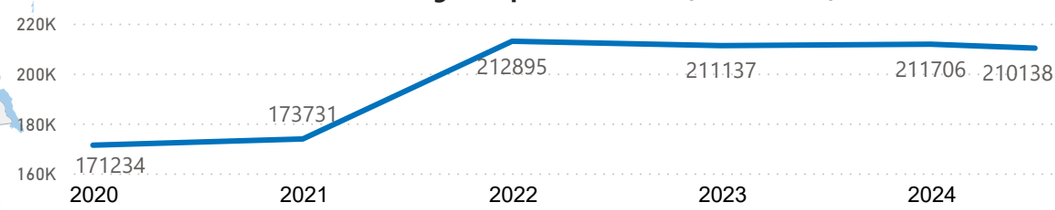

Comments about the figures of Central African refugees

210,187 Central African refugees and asylum seekers in the DRC as of 30/6/2024, i.e. **210,138** refugees and **49** asylum seekers with identity documents issued by the government with the support of UNHCR. There is an decrease of 0.1% compared to the data for the month of May 2024 after the activities of registration rapatriation.

III. South Sudanese Refugees and Asylum Seekers

Key Figures

55 434 Reugees and Asylum Seekers

32 516 Refugees and Asylum Seekers biometrically registered

50 136 Registered Refugees

5 298 Asylum Seekers

Age and Gender of Refugee Population

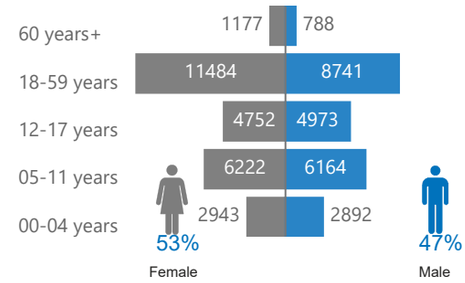

Age and Gender of Asylum Seekers

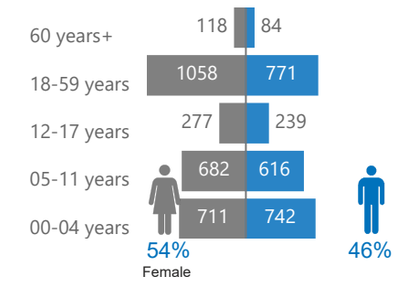

South Sudanese Refugee Population by Type of Location

Rural	In settlements	Urban
14 736	35 346	54
29.39%	70.5%	0.11%

South Sudanese Refugee in settlements

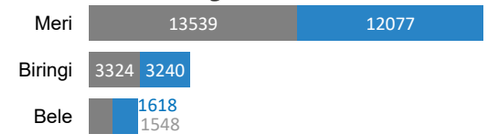

South Sudanese Urban refugee

Location	F	M	Total
Kinshasa	31	23	54
Total	**31**	**23**	**54**

Location of South Sudanese Refugees in DRC

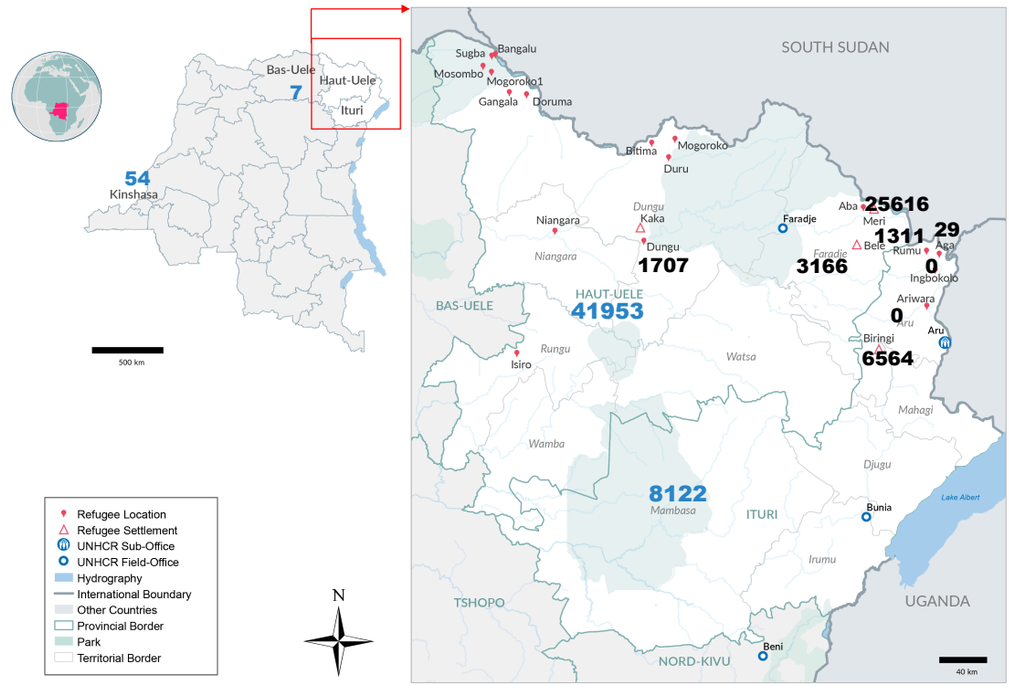

The boundaries and names used on this map do not imply official acceptance by the United Nations.

South Sudanese Refugee Population Trend (2019 - 2024)

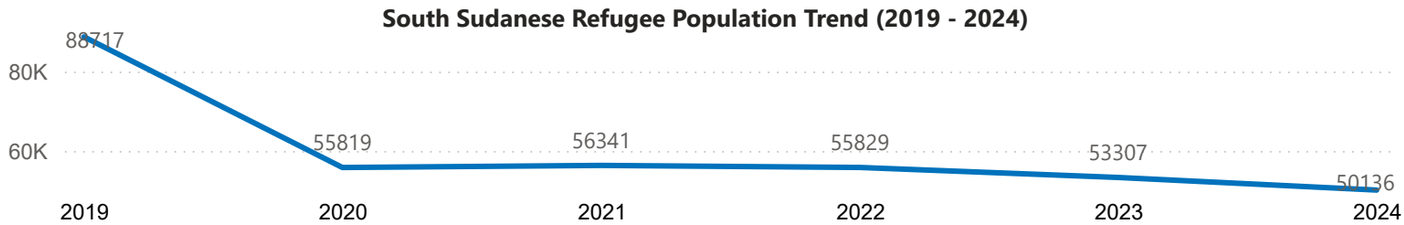

Comments about the figures of South Sudanese refugees

As of 30/6/2024, we have **55,434** South Sudanese refugees and asylum seekers in the DRC with identity documents issued by the government with the support of UNHCR. A increase of 0.46% is observed after verification registration activities.

IV. Burundian Refugees and Asylum Seekers

Key Figures

52 629 Refugees and Asylum Seekers

33 047 Refugees and Asylum Seekers biométrically registered

52 571 Registered Refugees

58 Asylum Seekers

Age and Gender of Refugee Population

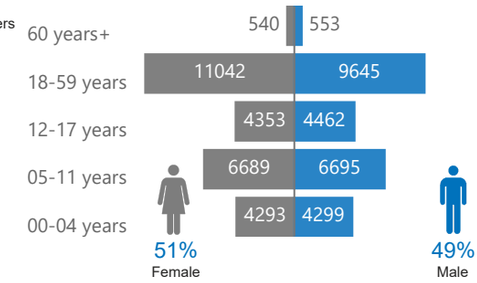

Age and Gender of Asylum Seekers

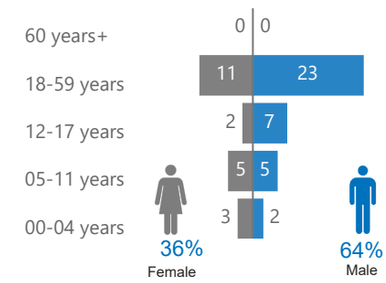

Burundian Refugee Population by Type of Location

Rural	In settlements	Urban
11 445	38 699	2 427
21.77%	73.61%	4.62%

Burundian Refugee in settlements

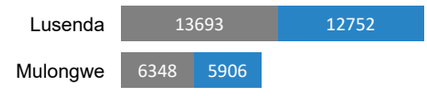

Burudian Urban refugee

Location	F	M
Lubumbashi	613	840
Goma	358	296
Bukavu	128	153
Kinshasa	25	14
Total	**1124**	**1303**

Location of Burundian Refugees in DRC

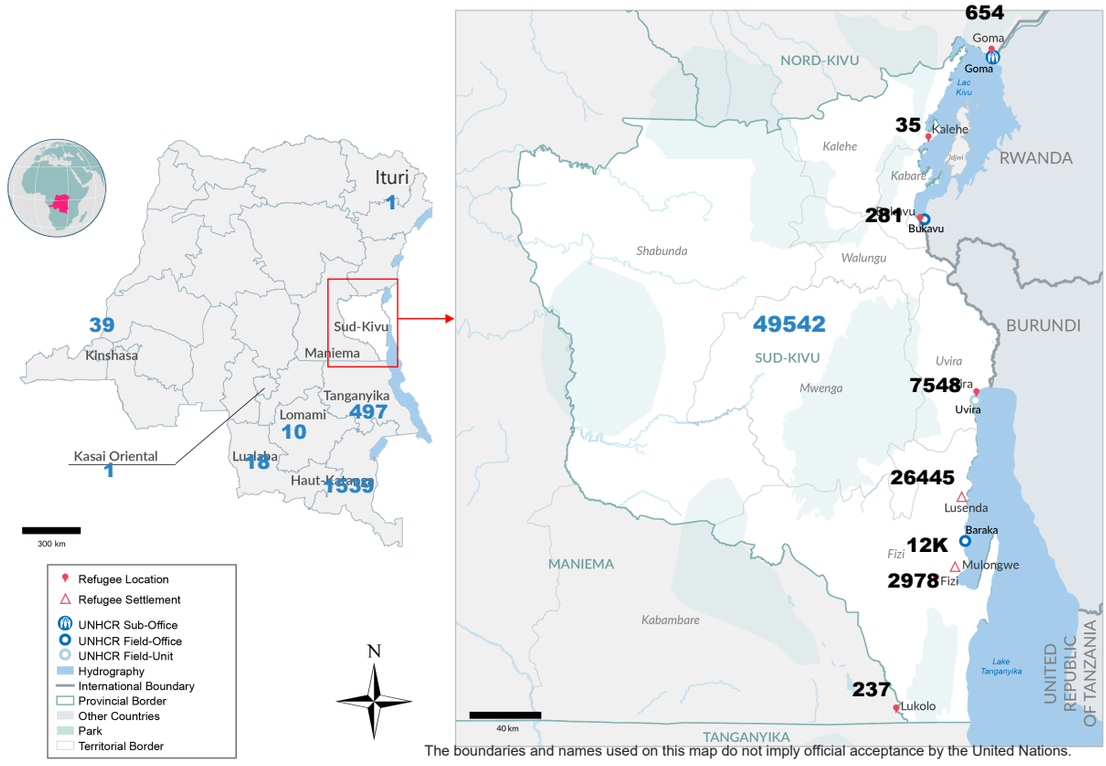

The boundaries and names used on this map do not imply official acceptance by the United Nations.

Burundian Refugee Population Trend (2019 - 2024)

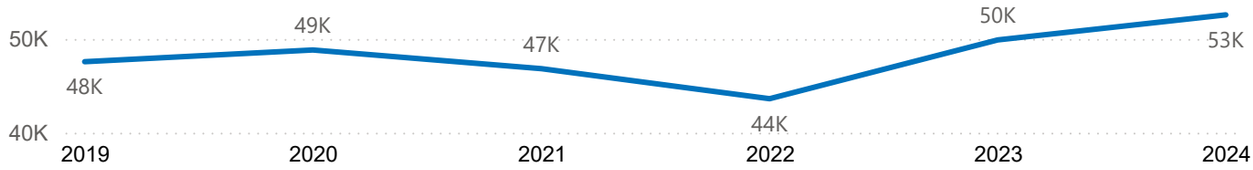

Comments about the figures of Burundian refugees

52,629 Burundian refugees and asylum seekers in the DRC as of 30/6/2024, including **52,571** refugees and **58** asylum seekers. There was a increase of 0.6% compared to May due to the recognition by the Eligibility Commission of asylum seekers as refugees during the month. All refugees and asylum-seekers have identity documents issued by the government with technical support from UNHCR.

V. Rwandese Refugees and Asylum Seekers

Key Figures

206 747 Refugees and Asylum Seekers

75 075 Refugees and Asylum Seekers biométrically registered

206 568 Registered Refugees

179 Asylum Seekers

Age and Gender of Refugee Population

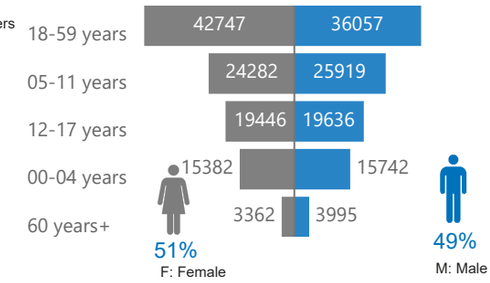

Age and Gender of Asylum Seekers

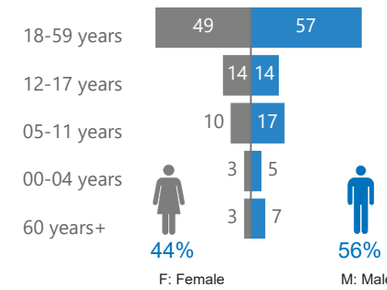

Rwandese Refugee Population by Type of Location

Rural	Urban
202 999	3 569
98.27%	1.73%

Refugee rwandese in province

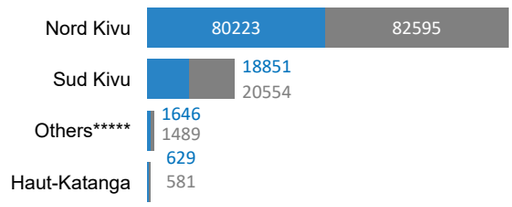

Rwandese Urban refugee

Localisation	F	M
Bukavu	544	459
Goma	726	643
Kinshasa	116	107
Lubumbashi	458	516
Total	**1844**	**1725**

Location of rwandese Refugees in DRC

The boundaries and names used on this map do not imply official acceptance by the United Nations.

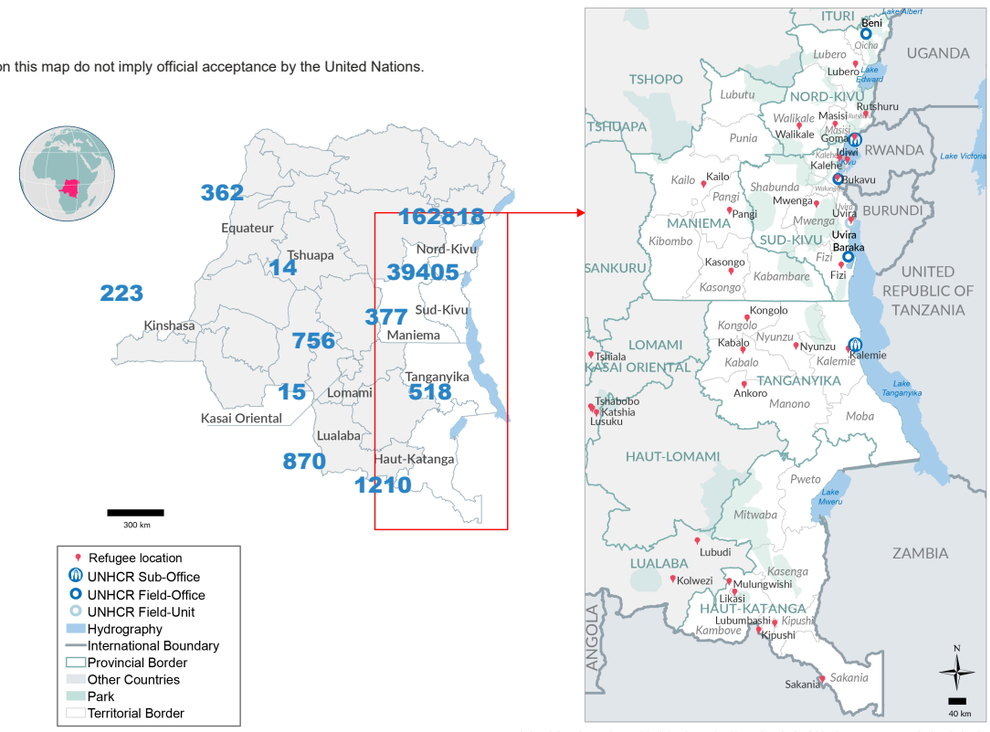

Date d'impression: 10 Jul 2023 **Sources:** UNHCR, RGC **Auteur:** UNHCR - Kinshasa **Feedback:** codkidrcim@unhcr.org **Nom du fichier:** COD_Map_RWA_30062023_A3

Rwandese Refugee Population Trend (2019 - 2024)

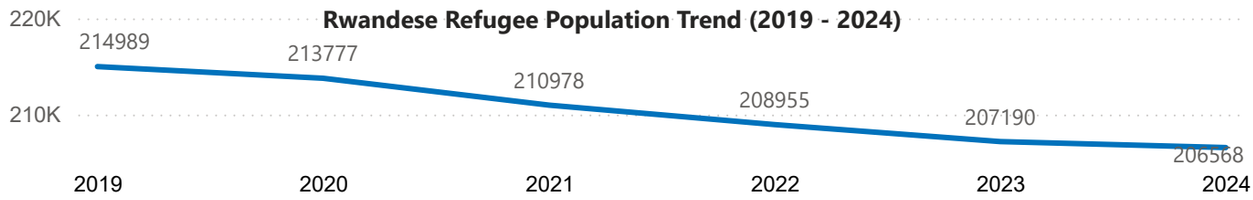

Comments about the figures of rwandese refugees

The presence of armed groups, military operations and inaccessibility in areas with a high concentration of refugees have made it difficult to finalize the registration of Rwandan refugees in the provinces of North and South Kivu. Ongoing registration is effective in accessible areas. The same applies to the repatriation of Rwandan refugees continues. Since the beginning of 2024, **469** Rwandans have been repatriated to their country.