UNHCR Representation in South Sudan

Population Overview

Legal status	Country of Origin	Office	Report Year/Month
All	All	All	7/2024

Registration Summary

As of July 31st, 2024, South Sudan hosts a significant refugee and asylum seeker population. The registered refugee count is 483,601 individuals across 115,755 households, with an additional 5,620 individuals registered as asylum-seekers in 4,193 households. This totals to 489,221 individuals across 119,948 households in 23 locations throughout the country. Most refugees are Sudanese, comprising 95% of the total refugee population (458,092 individuals). Other significant refugee populations include those from the Democratic Republic of Congo (3%), Ethiopia (0.5%), the Central African Republic (0.5%), Eritrea (0.5%), and other nationalities. Notably, about half (51%) of the refugees are female, and women and children together make up 80% of the total refugee population. Among the refugees, 40% are aged between 18 and 59, and 58% are children (0–17 years old). Most refugees are located in Upper Nile and the Unity States, accounting for 87% of the total refugee population.

Registered by sex

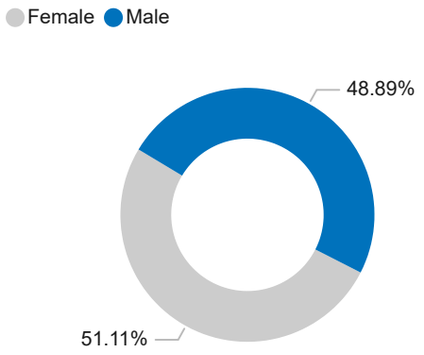

Registered by age cohort and sex

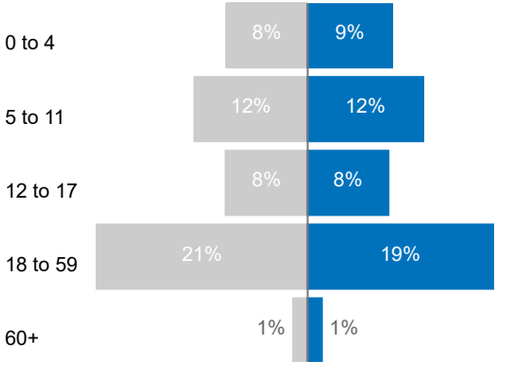

Key Figures

483,601	115,755	5,620	4,193	310,957
#individuals	#households	#individuals	#households	Enrolled
Refugee	Refugee	Asylum-Seeker	Asylum-Seeker	Biometric

Population per Camp/Settlement

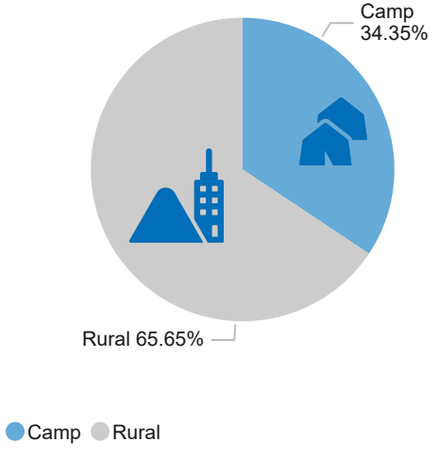

New Registration Trend 2024

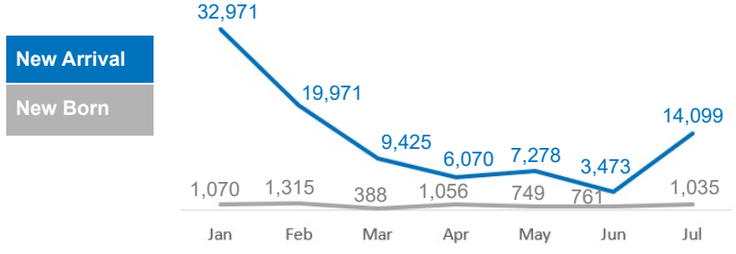

52,088	80%	58%
Has SPN	Children & Women	Children

Refugee per Location Nationality

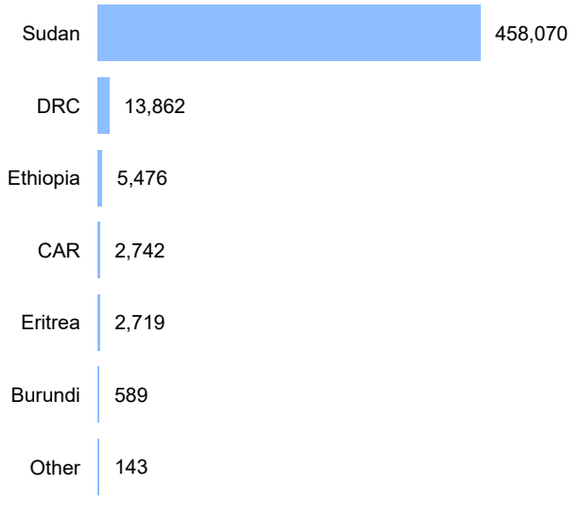

Asylum-Seekers per Nationality

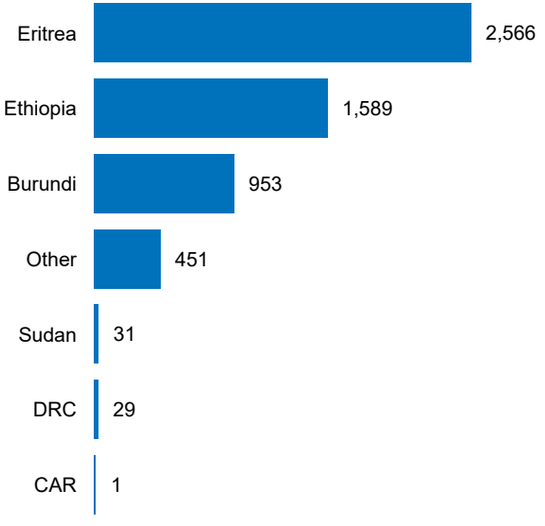

UNHCR Representation in South Sudan

Population by Asylum Address

Legal status	Country of Origin	Office	Report Year/Month
All	All	All	7/2024

Refugee per Location

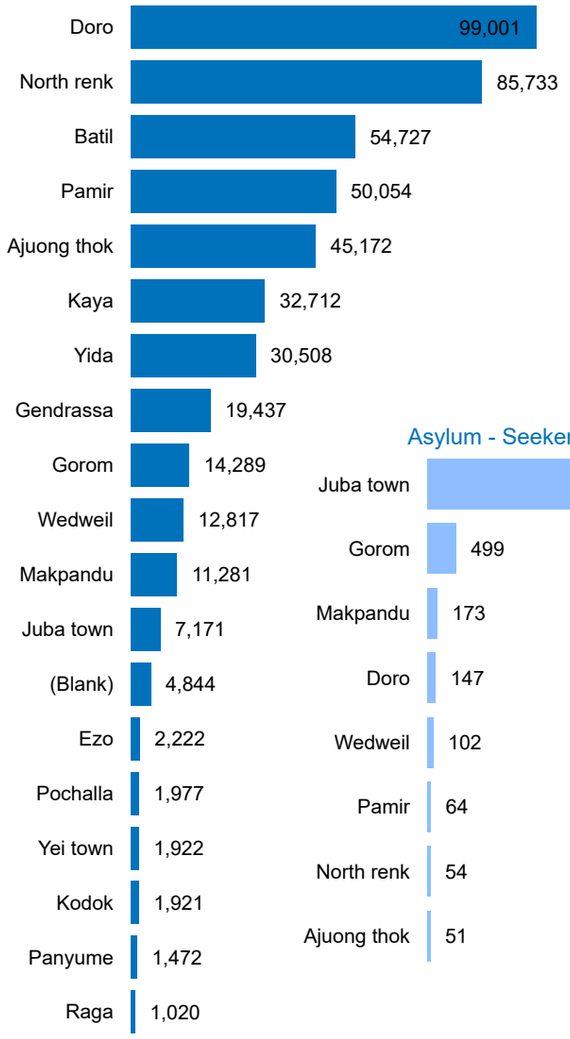

Asylum - Seeker per Location

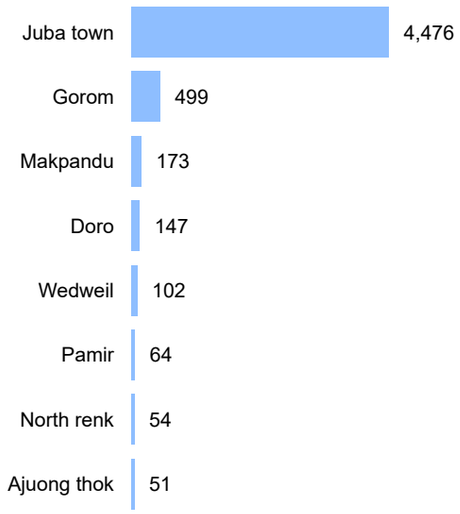

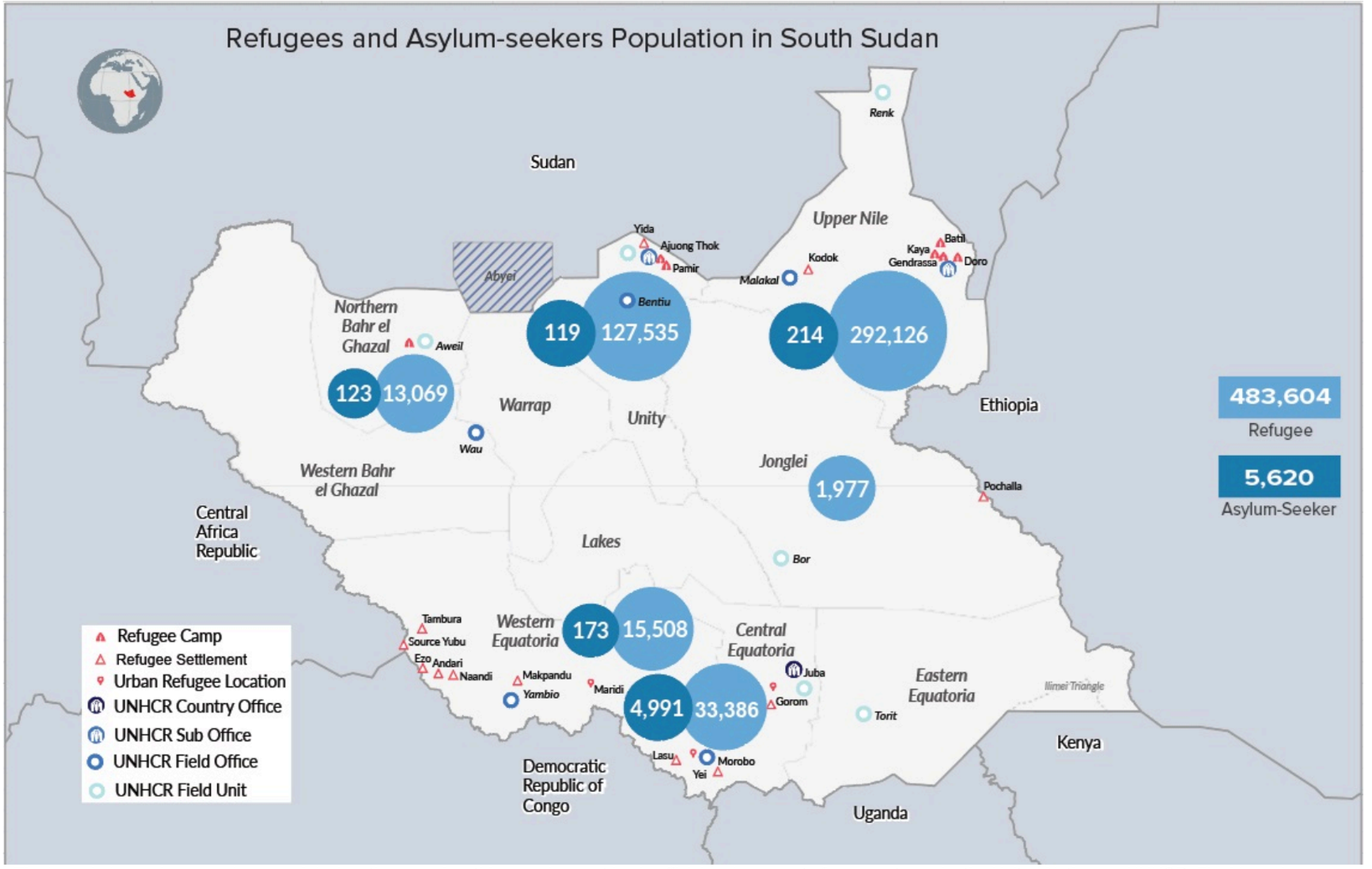

The boundaries and names shown and designations used on this map does not imply official endorsement of or acceptance by the United Nations or UNHCR. Final boundary between the Republic of Sudan and the Republic of South Sudan and final status of Abyei area are not yet determined.

UNHCR Representation in South Sudan

Socioeconomic profile

Highest Education Level

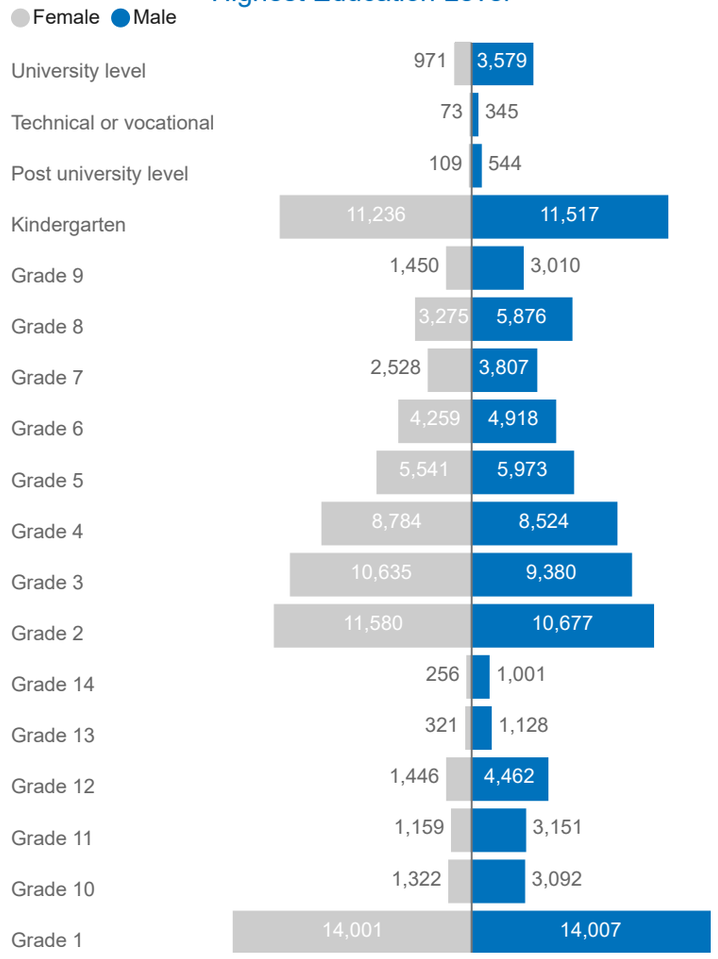

Persons with specific needs by age and sex

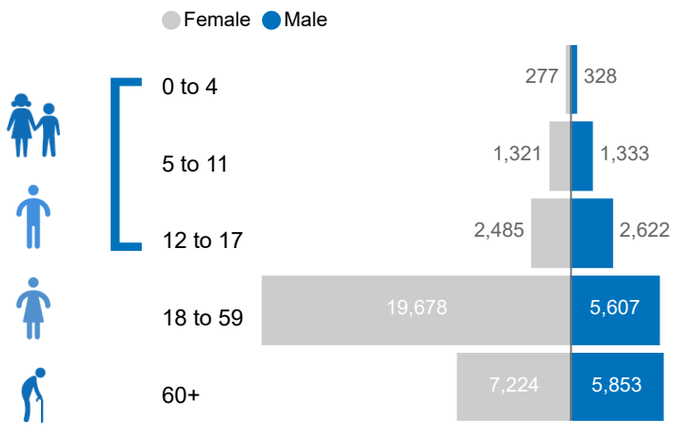

Professional Skill Top (10)

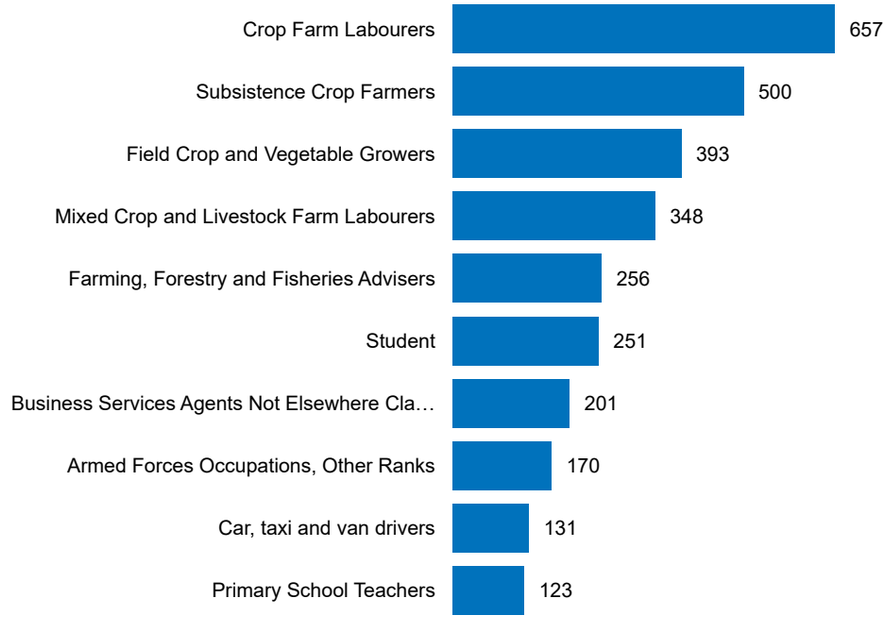

Marital Status

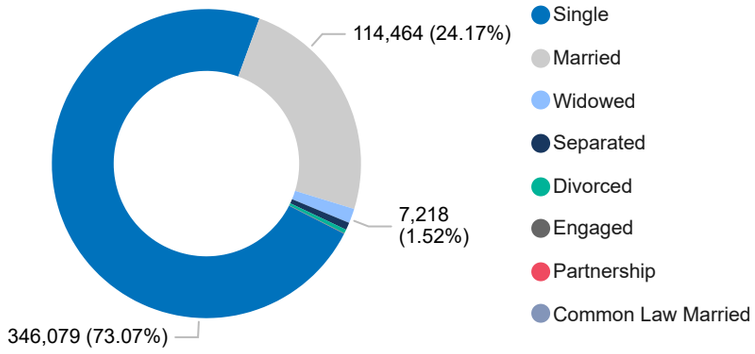

Breakdown of specific needs (Top 7)

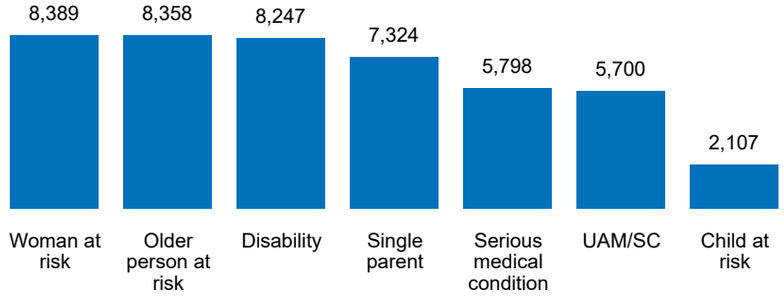

Socioeconomic Summary

Based on the 489,221 refugees and asylum-seekers registered, women outnumber men, most holding secondary education yet struggling to find work beyond subsistent farming and field labor. Young adults stand as the majority, grappling with the challenges of unemployment and single parenthood. This glimpse of their socio-economic profile hints at their resilience, with every statistic bearing witness to a life uprooted, yearning for the stability of formal employment and a secure future

* *Marital status and work experience is only applicable to registered individuals above 18 years.*

Registration Year/Month

Publish Date: 03 Aug 2024 **Source**: proGres **Feedback:** SSDJUODM@unhcr.org