Uganda Country Refugee Response Plan (UCRRP 2024-25)

Mbarara Sub-Office Performance Snapshot

Quarter 2 2024

Population
Refugees and asylum-seekers

565,685 # of refugees

159,848 # of households

57 Partners in Response

00 Refugee Led Orgs

07 Government Partners

05 UN Agencies

On average two performance indicators are measured per sector against the annual 2024 RRP targets are shown

11 National NGOs

34 International NGOs

Sector of Intervention	Indicator	Achieved	Target
Education	% children enrolled in Primary	102	95
	Teacher Pupil ratio (1:65)	86	65 (National Std 1 : 53)
Health & Nutrition	Under 5 mortality rate	0.05	2.00 (Standard: < 1.5)
	Moderate acute malnutrition recovery rate	93	85 (Standard: > 85%)
WASH	# of litres per person per day	16	20 (Standard: 20l/p/d)
	% household latrine coverage	67	77 (85% sanitation coverage)
Energy & Environment	# of hectares of woodlots/plantations established	312	2,700
	# of HH supported with clean and/or energy efficient technologies for cooking	6,295	23,500
Food Security	# of refugees and asylum seekers receiving food assistance disaggregated by modality (Cash + In-kind)	431,596 (Cash) + 28,389 (In kind)	565,685 (# of refugees)
	Quantity of food provided (Metric Tonnes)	1,331	6,026
Livelihoods & Resilience	Acres of arable land accessed by refugees	**580**	
	HH receiving emergency livelihood support	**1,029**	
	# of men, women, boys and girls trained on financial literacy	17,558	6,026

Population data: proGres v4 (OPM)
Author: UNHCR Representation in Uganda
Achievements data: ActivityInfo (reported by partners and sector leads)
Feedback: IM Unit | ugakaimug@unhcr.org
Published: Jul 2024
For more info: www.ugandarefugees.org

Mbarara Sub-Office Performance Snapshot

Quarter 2 2024

Sector of Intervention	Indicator	Achieved	Target
Child Protection	# of adolescent girls and boys (12-17) participating in targeted programs that lead to skill development and empowerment	10,496	
	# of biological/foster parents who participated in positive parenting sessions	1,714	
	# of children of concern between 5-17 years who participate in community-based CP programs	56,609	
GBV	# of men and women engaged in GBV prevention and awareness campaigns within their communities	5,013	1,484
	# of women, men, boys and girls reached with GBV awareness raising and behavior/ attitude change activities	15,207	197,779
	# of persons at risk of GBV and survivors who received multi-sectoral support	1,263	3,955
Protection	# of feedback/complaints received Vs. those responded to within the appropriate timeframe	5,313	36,482
	# of persons with specific needs provided with support	6,626	34,435
	# of PoC that are in need of legal assistance and are receiving the same	10,255	30,550
CBI Modality	Amount of money distributed through CBT (USD)	7,195,145	48,287,058
	# of households supported with Cash Based Interventions compared to the total # of households	8,875	159,848

Partners presence by Q2 2024, UN Agencies and Government

National NGOs
ACORD, AWYAD, HAF Uganda, HFU, KRRC, N&T, Nsamizi, Post Bank, Ripple Effect, SAU, and TPO

International NGOs
AARJ, ACF, ADRA, AHA, AIRD, Airtel, Alight, AVSI, CARE, COVOID, CRS, DRC, Equity Bank, FCA, FRC, GF, GNIU, HI, HIJRA, IRC, IsraAID, LWF, MSF, MTI, NRC,PWJ, RGF, SCI, Swisscontact, TTR, URCS, WCC, WCH, and WVI

UN Agencies
IOM, UNFPA, UNHCR, UNWOMEN, and WFP

Government
Isingiro DLG, Kamwenge DLG, Kikuube DLG, Kyegegwa DLG, NARO, NFA, and OPM

Population data: proGres v4 (OPM) **Achievements data:** ActivityInfo (reported by partners and sector leads) **Published:** Jul 2024
Author: UNHCR Representation in Uganda **Feedback:** IM Unit | ugakaimug@unhcr.org **For more info:** www.ugandarefugees.org

Uganda Country Refugee Response Plan
(UCRRP 2024-25)
Settlement Performance Snapshot

Kyaka II

Quarter 2
2024

Population
Refugees and asylum-seekers

130,513
# of refugees

34,531
# of households

34
Partners in Response

0
Refugee Led Orgs

On average two performance indicators are measured per sector against the annual 2024 RRP targets are shown

3
Government Partners

4
UN Agencies

7
National NGOs

20
International NGOs

Sector of Intervention	Indicator	Achieved	Target
Education			
	% children enrolled in Primary	93	95
	Teacher Pupil ratio (1:65)	96	65 (National Std 1 : 53)
Health & Nutrition			
	Under 5 mortality rate	0.04	2.00 (Standard: < 1.5)
	Moderate acute malnutrition recovery rate	92	85 (Standard: > 85%)
WASH			
	# of litres per person per day	16	20 (Standard: 20l/p/d)
	% household latrine coverage	55	77 (85% sanitation coverage)
Energy & Environment			
	# of hectares of woodlots/plantations established	55	600
	# of HH supported with clean and/or energy efficient technologies for cooking	1,892	4,000
Food Security			
	# of refugees and asylum seekers receiving food assistance disaggregated by modality (Cash + In-kind)	109,254 (Cash) + 4,581 (In kind)	130,513 (# of refugees)
	Quantity of food provided (Metric Tonnes)	291	1,346
Livelihoods & Resilience			
	Acres of arable land accessed by refugees	(Blank)	
	HH receiving emergency livelihood support	(Blank)	
	# of men, women, boys and girls trained on financial literacy	6,646	1,346

Cash | In kind | # of refugees

Population data: proGres v4 (OPM)
Author: UNHCR Representation in Uganda
Achievements data: ActivityInfo (reported by partners and sector leads)
Feedback: IM Unit | ugakaimug@unhcr.org
Published: Jul 2024
For more info: www.ugandarefugees.org

Kyaka II

Quarter 2 2024

Sector of Intervention	Indicator	Achieved	Target
Child Protection	# of adolescent girls and boys (12-17) participating in targeted programs that lead to skill development and empowerment	8,178	
	# of biological/foster parents who participated in positive parenting sessions	23	
	# of children of concern between 5-17 years who participate in community-based CP programs	26,906	
GBV	# of men and women engaged in GBV prevention and awareness campaigns within their communities	452	340
	# of women, men, boys and girls reached with GBV awareness raising and behavior/ attitude change activities	1,416	45,340
	# of persons at risk of GBV and survivors who received multi-sectoral support	270	1,384
Protection	# of feedback/complaints received Vs. those responded to within the appropriate timeframe	1,586	10,656
	# of persons with specific needs provided with support	5,093	10,715
	# of PoC that are in need of legal assistance and are receiving the same	868	4,520
CBI Modality	Amount of money distributed through CBT (USD)	2,115,575	12,561,384
	# of households supported with Cash Based Interventions compared to the total # of households	617	34,531

Partners presence by Q2 2024, UN Agencies and Government

National NGOs
ACORD, AWYAD, KRRC, Nsamizi, Post Bank, Ripple Effect, and TPO

International NGOs
ADRA, AHA, AIRD, Alight, AVSI, CARE, DRC, Equity Bank, FCA, FRC, GNIU, HI, IRC, LWF, MTI, PWJ, SCI, URCS, WCH, and WVI

UN Agencies
IOM, UNFPA, UNHCR, and WFP

Government
Kyegegwa DLG, NFA, and OPM

Population data: proGres v4 (OPM) **Achievements data:** ActivityInfo (reported by partners and sector leads) **Published:** Jul 2024
Author: UNHCR Representation in Uganda **Feedback:** IM Unit | ugakaimug@unhcr.org **For more info:** www.ugandarefugees.org

Uganda Country Refugee Response Plan
(UCRRP 2024-25)
Settlement Performance Snapshot

Kyangwali

Quarter 2
2024

Population
Refugees and asylum-seekers

138,610
# of refugees

41,612
# of households

28
Partners in Response

0
Refugee Led Orgs

On average two performance indicators are measured per sector against the annual 2024 RRP targets are shown

3
Government Partners

2
UN Agencies

5
National NGOs

18
International NGOs

Sector of Intervention	Indicator	Achieved	Target
Education	% children enrolled in Primary	120	95
	Teacher Pupil ratio (1:65)	131	65 (National Std 1 : 53)
Health & Nutrition	Under 5 mortality rate	0.12	2.00 (Standard: < 1.5)
	Moderate acute malnutrition recovery rate	93	85 (Standard: > 85%)
WASH	# of litres per person per day	15	20 (Standard: 20l/p/d)
	% household latrine coverage	75	77 (85% sanitation coverage)
Energy & Environment	# of hectares of woodlots/plantations established	67	800
	# of HH supported with clean and/or energy efficient technologies for cooking	1,224	6,000
Food Security	# of refugees and asylum seekers receiving food assistance disaggregated by modality (Cash + In-kind)	121,445 (Cash) + 3,971 (In kind)	138,610 (# of refugees)
	Quantity of food provided (Metric Tonnes)	288	1,259
Livelihoods & Resilience	Acres of arable land accessed by refugees	80	
	HH receiving emergency livelihood support	0	
	# of men, women, boys and girls trained on financial literacy	6,974	1,259

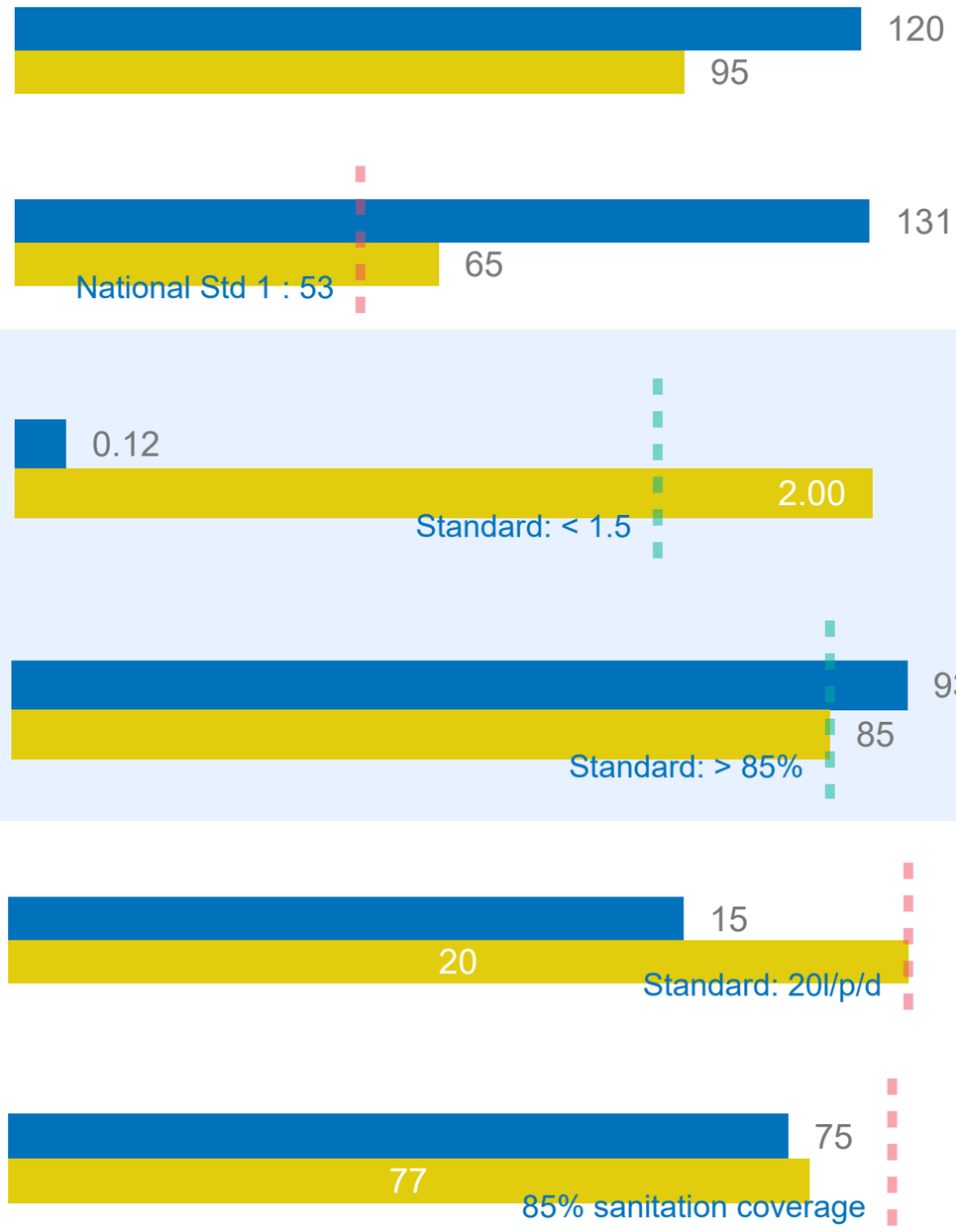







Population data: proGres v4 (OPM)
Author: UNHCR Representation in Uganda
Achievements data: ActivityInfo (reported by partners and sector leads)
Feedback: IM Unit | ugakaimug@unhcr.org
Published: Jul 2024
For more info: www.ugandarefugees.org

Kyangwali

Quarter 2 2024

Sector of Intervention	Indicator	Achieved	Target
Child Protection	# of adolescent girls and boys (12-17) participating in targeted programs that lead to skill development and empowerment	1,294	
	# of biological/foster parents who participated in positive parenting sessions	100	
	# of children of concern between 5-17 years who participate in community-based CP programs	4,763	
GBV	# of men and women engaged in GBV prevention and awareness campaigns within their communities	2,232	366
	# of women, men, boys and girls reached with GBV awareness raising and behavior/ attitude change activities	3,145	48,818
	# of persons at risk of GBV and survivors who received multi-sectoral support	264	973
Protection	# of feedback/complaints received Vs. those responded to within the appropriate timeframe	1,289	3,156
	# of persons with specific needs provided with support	408	10,445
	# of PoC that are in need of legal assistance and are receiving the same	2,884	7,020
CBI Modality	Amount of money distributed through CBT (USD)	2,232,585	12,590,189
	# of households supported with Cash Based Interventions compared to the total # of households	1,592	41,612

Partners presence by Q2 2024, UN Agencies and Government

National NGOs
HAF Uganda, HFU, Nsamizi, Post Bank, and TPO

International NGOs
AARJ, ACF, AIRD, Alight, Airtel, AVSI, CARE, CRS, Equity Bank, FRC, HI, LWF, MTI, NRC, SCI, URCS, WCC, and WCH

UN Agencies
UNHCR and WFP

Government
Kikuube DLG, NFA, and OPM

Population data: proGres v4 (OPM) **Achievements data:** ActivityInfo (reported by partners and sector leads) **Published:** Jul 2024
Author: UNHCR Representation in Uganda **Feedback:** IM Unit | ugakaimug@unhcr.org **For more info:** www.ugandarefugees.org

Uganda Country Refugee Response Plan
(UCRRP 2024-25)
Settlement Performance Snapshot

Nakivale

Quarter 2 2024

Population
Refugees and asylum-seekers

191,021
# of refugees

59,098
# of households

38
Partners in Response

0
Refugee Led Orgs

On average two performance indicators are measured per sector against the annual 2024 RRP targets are shown

3
Government Partners

5
UN Agencies

7
National NGOs

23
International NGOs

Sector of Intervention	Indicator	Achieved	Target
Education	% children enrolled in Primary	90	95
	Teacher Pupil ratio (1:65)	62	65 (National Std 1 : 53)
Health & Nutrition	Under 5 mortality rate	0.03	2.00 (Standard: < 1.5)
	Moderate acute malnutrition recovery rate	86	85 (Standard: > 85%)
WASH	# of litres per person per day	14	20 (Standard: 20l/p/d)
	% household latrine coverage	51	77 (85% sanitation coverage)
Energy & Environment	# of hectares of woodlots/plantations established	75	600
	# of HH supported with clean and/or energy efficient technologies for cooking	1,220	6,000
Food Security	# of refugees and asylum seekers receiving food assistance disaggregated by modality (Cash + In-kind)	121,806 (Cash) + 17,339 (In kind)	191,021 (# of refugees)
	Quantity of food provided (Metric Tonnes)	617	2,460
Livelihoods & Resilience	Acres of arable land accessed by refugees	500	
	HH receiving emergency livelihood support	450	
	# of men, women, boys and girls trained on financial literacy	3,640	2,460

Population data: proGres v4 (OPM)
Author: UNHCR Representation in Uganda
Achievements data: ActivityInfo (reported by partners and sector leads)
Feedback: IM Unit | ugakaimug@unhcr.org
Published: Jul 2024
For more info: www.ugandarefugees.org

Nakivale

Quarter 2 2024

Sector of Intervention	Indicator	Achieved	Target
Child Protection	# of adolescent girls and boys (12-17) participating in targeted programs that lead to skill development and empowerment	112	
	# of biological/foster parents who participated in positive parenting sessions	976	
	# of children of concern between 5-17 years who participate in community-based CP programs	15,792	
GBV	# of men and women engaged in GBV prevention and awareness campaigns within their communities	265	498
	# of women, men, boys and girls reached with GBV awareness raising and behavior/ attitude change activities	5,081	66,345
	# of persons at risk of GBV and survivors who received multi-sectoral support	470	795
Protection	# of feedback/complaints received Vs. those responded to within the appropriate timeframe	1,210	19,168
	# of persons with specific needs provided with support	364	7,820
	# of PoC that are in need of legal assistance and are receiving the same	5,372	15,100
CBI Modality	Amount of money distributed through CBT (USD)	1,345,679	14,148,568
	# of households supported with Cash Based Interventions compared to the total # of households	4,101	59,098

Partners presence by Q2 2024, UN Agencies and Government

National NGOs
ACORD, AWYAD, HFU, N&T, Nsamizi, SAU, and TPO

International NGOs
ACF, AIRD, Alight, CARE, COVOID, DRC, Equity Bank, FCA, FRC, GF, HI, HIJRA, IsraAID, MSF, MTI, NRC, RGF, SCI, Swisscontact, TTR, URCS, WCC, and WCH

UN Agencies
IOM, UNFPA, UNHCR, UNWOMEN, and WFP

Government
Isingiro DLG, NFA, and OPM

Population data: proGres v4 (OPM) **Achievements data:** ActivityInfo (reported by partners and sector leads) **Published:** Jul 2024
Author: UNHCR Representation in Uganda **Feedback:** IM Unit | ugakaimug@unhcr.org **For more info:** www.ugandarefugees.org

Uganda Country Refugee Response Plan
(UCRRP 2024-25)
Settlement Performance Snapshot

Oruchinga

Quarter 2 2024

Population
Refugees and asylum-seekers

8,009
# of refugees

1,744
# of households

21
Partners in Response

0
Refugee Led Orgs

2
Government Partners

2
UN Agencies

On average two performance indicators are measured per sector against the annual 2024 RRP targets are shown

4
National NGOs

13
International NGOs

Sector of Intervention	Indicator	Achieved	Target
Education	% children enrolled in Primary	127	95
	Teacher Pupil ratio (1:65)	67	65 (National Std 1 : 53)
Health & Nutrition	Under 5 mortality rate	0.00	2.00 (Standard: < 1.5)
	Moderate acute malnutrition recovery rate	96	85 (Standard: > 85%)
WASH	# of litres per person per day	21	20 (Standard: 20l/p/d)
	% household latrine coverage	77	83 (85% sanitation coverage)
Energy & Environment	# of hectares of woodlots/plantations established	6	150
	# of HH supported with clean and/or energy efficient technologies for cooking	664	2,500
Food Security	# of refugees and asylum seekers receiving food assistance disaggregated by modality (Cash + In-kind)	7,189 (Cash) + 204 (In kind)	8,009 (# of refugees)
	Quantity of food provided (Metric Tonnes)	12	146
Livelihoods & Resilience	Acres of arable land accessed by refugees	(Blank)	
	HH receiving emergency livelihood support	0	
	# of men, women, boys and girls trained on financial literacy	15	146

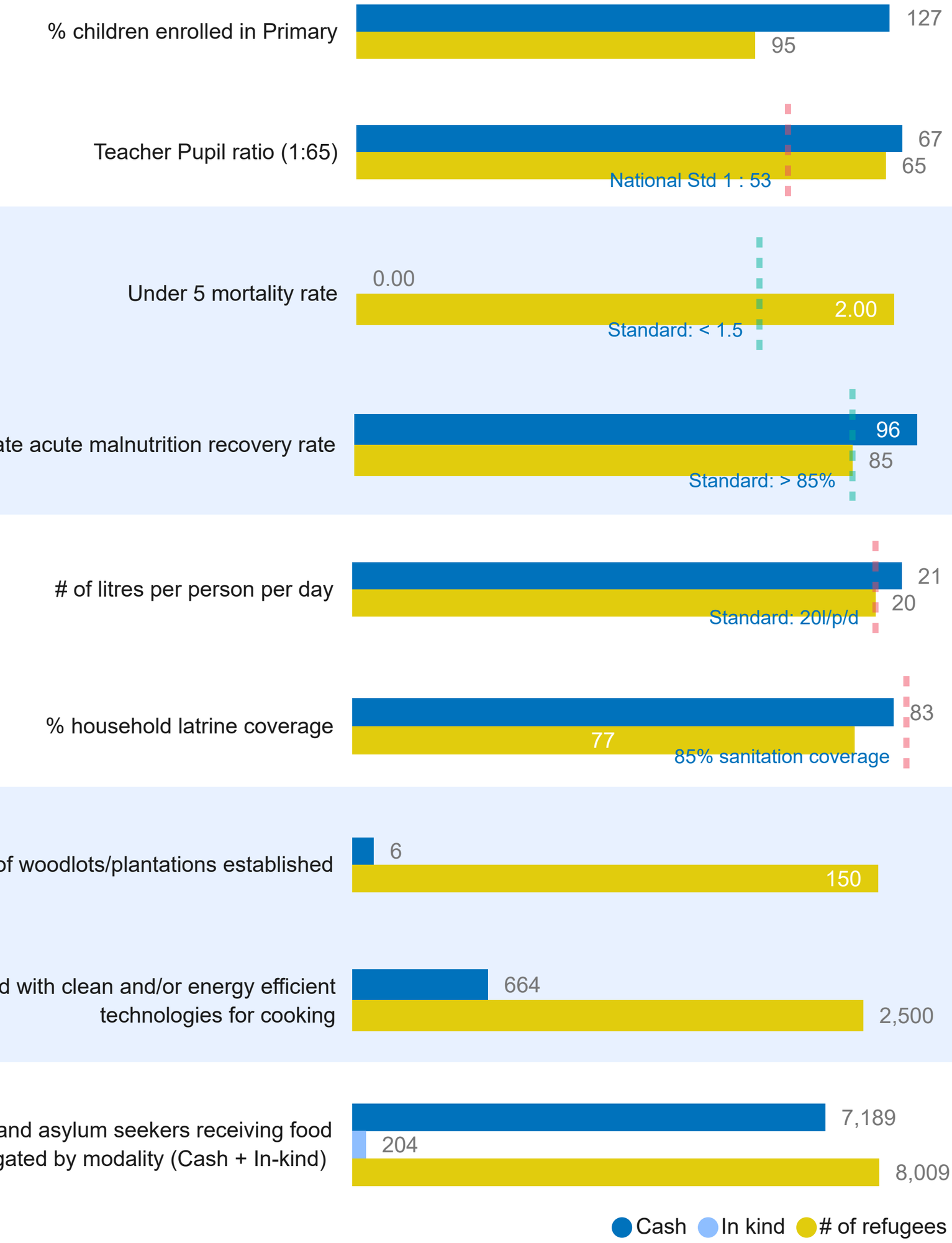

Population data: proGres v4 (OPM)
Author: UNHCR Representation in Uganda
Achievements data: ActivityInfo (reported by partners and sector leads)
Feedback: IM Unit | ugakaimug@unhcr.org
Published: Jul 2024
For more info: www.ugandarefugees.org

Oruchinga

Quarter 2 2024

Sector of Intervention	Indicator	Achieved	Target
Child Protection	# of adolescent girls and boys (12-17) participating in targeted programs that lead to skill development and empowerment	413	
	# of biological/foster parents who participated in positive parenting sessions	431	
	# of children of concern between 5-17 years who participate in community-based CP programs	1,004	
GBV	# of men and women engaged in GBV prevention and awareness campaigns within their communities	409	22
	# of women, men, boys and girls reached with GBV awareness raising and behavior/ attitude change activities	648	2,937
	# of persons at risk of GBV and survivors who received multi-sectoral support	69	192
Protection	# of feedback/complaints received Vs. those responded to within the appropriate timeframe	279	910
	# of persons with specific needs provided with support	101	915
	# of PoC that are in need of legal assistance and are receiving the same	628	1,450
CBI Modality	Amount of money distributed through CBT (USD)	144,399	820,210
	# of households supported with Cash Based Interventions compared to the total # of households	221	1,744

Partners presence by Q2 2024, UN Agencies and Government

National NGOs
HFU, N&T, Nsamizi, SAU, and TPO

International NGOs
ACF, AIRD, Alight, DRC, Equity Bank, FRC, HIJRA, MSF, MTI, SCI, URCS, WCC, and WCH

UN Agencies
UNHCR and WFP

Government
Isingiro DLG and OPM

Population data: proGres v4 (OPM) **Achievements data:** ActivityInfo (reported by partners and sector leads) **Published:** Jul 2024
Author: UNHCR Representation in Uganda **Feedback:** IM Unit | ugakaimug@unhcr.org **For more info:** www.ugandarefugees.org

Uganda Country Refugee Response Plan
(UCRRP 2024-25)
Settlement Performance Snapshot

Rwamwanja

Quarter 2 2024

Population
Refugees and asylum-seekers

97,532
# of refugees

22,863
# of households

24
Partners in Response

0
Refugee Led Orgs

On average two performance indicators are measured per sector against the annual 2024 RRP targets are shown

4
Government Partners

2
UN Agencies

4
National NGOs

14
International NGOs

Sector of Intervention	Indicator	Achieved	Target
Education			
	% children enrolled in Primary	81	95
	Teacher Pupil ratio (1:65)	72	65 (National Std 1 : 53)
Health & Nutrition			
	Under 5 mortality rate	0.08	2.00 (Standard: < 1.5)
	Moderate acute malnutrition recovery rate	96	85 (Standard: > 85%)
WASH			
	# of litres per person per day	12	20 (Standard: 20l/p/d)
	% household latrine coverage	69	77 (85% sanitation coverage)
Energy & Environment			
	# of hectares of woodlots/plantations established	109	550
	# of HH supported with clean and/or energy efficient technologies for cooking	1,295	5,000
Food Security			
	# of refugees and asylum seekers receiving food assistance disaggregated by modality (Cash + In-kind)	71,902 (Cash) + 2,294 (In kind)	97,532 (# of refugees)
	Quantity of food provided (Metric Tonnes)	122	815
Livelihoods & Resilience			
	Acres of arable land accessed by refugees	**0**	
	HH receiving emergency livelihood support	**579**	
	# of men, women, boys and girls trained on financial literacy	283	815

Cash | In kind | # of refugees

Population data: proGres v4 (OPM)
Author: UNHCR Representation in Uganda
Achievements data: ActivityInfo (reported by partners and sector leads)
Feedback: IM Unit | ugakaimug@unhcr.org
Published: Jul 2024
For more info: www.ugandarefugees.org

Rwamwanja

Quarter 2 2024

Sector of Intervention	Indicator	Achieved	Target
Child Protection	# of adolescent girls and boys (12-17) participating in targeted programs that lead to skill development and empowerment	499	
	# of biological/foster parents who participated in positive parenting sessions	184	
	# of children of concern between 5-17 years who participate in community-based CP programs	8,144	
GBV	# of men and women engaged in GBV prevention and awareness campaigns within their communities	1,655	258
	# of women, men, boys and girls reached with GBV awareness raising and behavior/ attitude change activities	4,917	34,339
	# of persons at risk of GBV and survivors who received multi-sectoral support	190	611
Protection	# of feedback/complaints received Vs. those responded to within the appropriate timeframe	949	2,592
	# of persons with specific needs provided with support	660	4,540
	# of PoC that are in need of legal assistance and are receiving the same	503	2,460
CBI Modality	Amount of money distributed through CBT (USD)	1,356,906	8,166,707
	# of households supported with Cash Based Interventions compared to the total # of households	2,344	22,863

Partners presence by Q2 2024, UN Agencies and Government

National NGOs
AWYAD, Nsamizi, Post Bank, and TPO

International NGOs
ADRA, AIRD, Alight, AVSI, Equity Bank, FCA, HI, LWF, MTI, SCI, TTR, URCS, WCC, and WVI

UN Agencies
UNHCR and WFP

Government
Kamwenge DLG, NARO, NFA, and OPM

Population data: proGres v4 (OPM) **Achievements data:** ActivityInfo (reported by partners and sector leads) **Published:** Jul 2024
Author: UNHCR Representation in Uganda **Feedback:** IM Unit | ugakaimug@unhcr.org **For more info:** www.ugandarefugees.org