18 AUGUST 2024

UNHCR-IOM FLASH UPDATE #26

ARREST AND DETENTION | FLOW MONITORING (15 September 2023 – 10 August 2024)

INTRODUCTION

In response to the Ministry of Interior's (MoI) decision of 26 September 2023 to enact an "Illegal Foreigners' Repatriation Plan", UNHCR, the UN Refugee Agency and IOM, the UN Migration Agency, have collated their data on the arrest, detention, and deportation of Proof of Registration (PoR) holders, Afghan Citizen Card (ACC) holders, and undocumented Afghan nationals as well as on the outflows of Afghan nationals at the Torkham and Chaman border crossing points, to better understand the protection environment and movements of Afghan nationals returning to Afghanistan from Pakistan.

While the Government of Pakistan has yet to halt the "IFRP", the rate of arrest, detention, deportation, and returns has decreased significantly since its peak in October and November 2023. Furthermore, on 22 July 2024, the Government of Pakistan formally announced a further extension of the validity of the PoR card, until 30 June 2025.

KEY FINDINGS AND LIMITATIONS

It is important to note that prior to 2023, there was no data collected on the arrest and detention of ACC holders or undocumented Afghan nationals. Since January 2023, IOM has started to collect this data, which should be considered indicative at this point. The figures, particularly of undocumented Afghan nationals, should be considered underreported.

- During the period from 28 July to 10 August 2024, the overall reported rate of arrest and detention increased by 37 per cent, compared to the period from 14 to 27 July 2024.
- From 28 July to 10 August 2024, ACC holders and undocumented Afghans represented 85 per cent of the total rate of arrests and detentions.
- Since the start of October 2023, the overall reported rate of arrest and detention remains highest for the province of Balochistan. During the period from 28 July to 10 August 2024, 68 per cent of the reported arrests and detentions occurred in Balochistan.
- Across Pakistan, the top three districts for arrest and detention between 1 January and 10 August 2024 are Chagai (Balochistan), Pishin (Balochistan), and Karachi (Sindh).

ARREST AND DETENTION BY YEARS

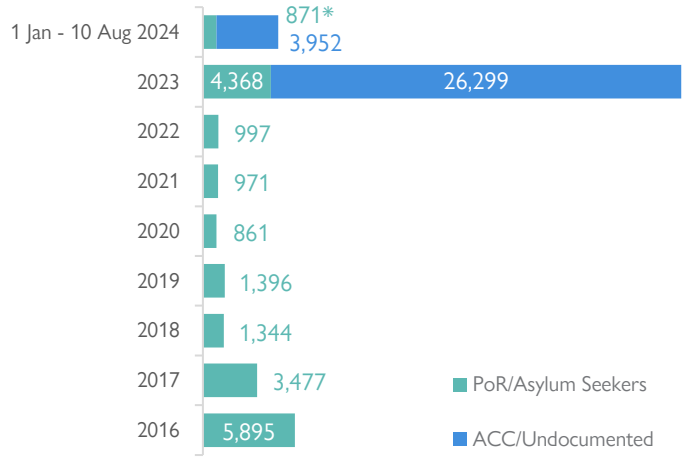

% OF ARRESTS BY LOCATION (1 January – 10 August 2024)

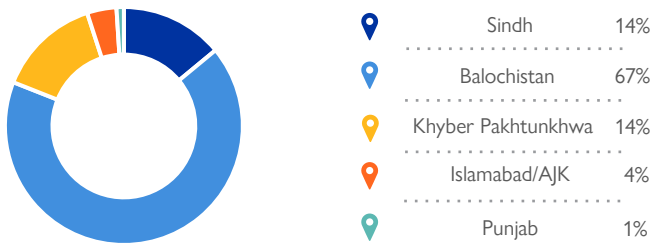

NO. OF ARRESTS BY PROVINCE (1 January – 10 August 2024)

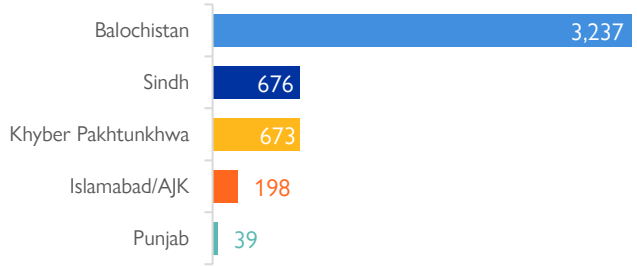

NO. OF ARRESTS BY DISTRICTS (1 January – 10 August 2024)

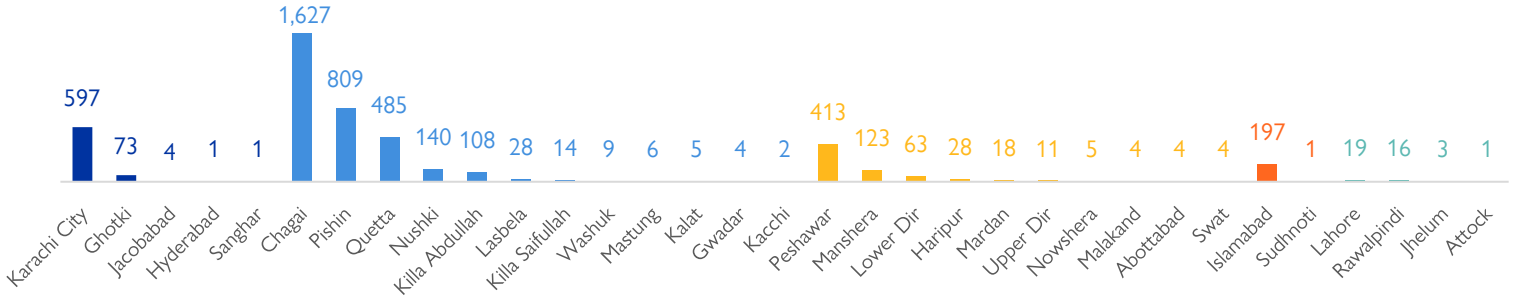

MONTHLY ARRESTS AND DETENTION TRENDS 2022 – 2024 (PoR HOLDERS)

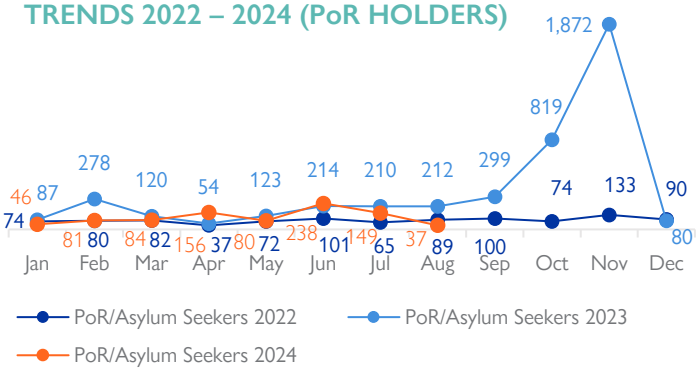

MONTHLY ARRESTS AND DETENTION ANALYSIS 2023 – 2024

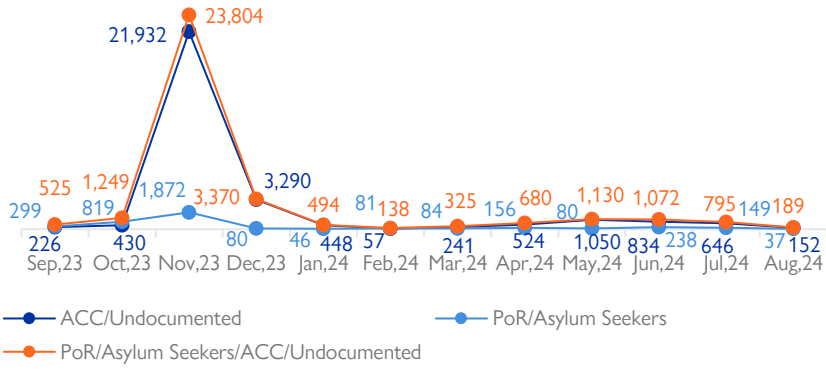

*The figures for June and July 2024 were revised based on additional reported arrests.

18 AUGUST 2024

UNHCR-IOM FLASH UPDATE #26

ARREST AND DETENTION | FLOW MONITORING (15 September 2023 – 10 August 2024)

UNHCR and IOM border monitors conducting an interview at Torkham border. [IOM Pakistan 2024]

KEY FINDINGS

- During the last two weeks, UNHCR and IOM's Displacement Tracking Matrix (DTM) estimate 14,680 Afghans returned through the Torkham, Ghulam Khan (located in Khyber Pakhtunkhwa), Chaman, Badini and Bahramcha (located in Balochistan) border crossing points to Afghanistan.
- Cumulatively, from 15 September 2023 to 10 August 2024, 694,184 individuals have returned.
- The number of returns in the last two weeks (28 July – 10 August; 14,680) slightly increased by 3 per cent compared to returns in the two weeks prior to that (14 – 27 July; 14,198). The number of returns figures continue to surpass those recorded in the first quarter of 2024.
- Most of the returnees were undocumented Afghans (88%), followed by PoR holders (10%) and ACC holders (2%). Majority of the PoR returns are facilitated by UNHCR.
- Vulnerable persons including chronically ill people, elderly individuals, persons with disabilities, and others account for 3 per cent of the population.
- Fear of arrest (89%) remains the most common reason to return to Afghanistan among undocumented/ACC holders while PoR holders cite social economic challenges.
- Returnees were most likely to return from Quetta (20%) and Peshawar (18%) in Pakistan and intend to go to Kandahar (31%), Nangarhar (27%) and Kabul (15%) in Afghanistan.

CUMULATIVE – 2023 AND 2024

694,184 (100%) TOTAL NUMBER OF RETURNS

616,870 (89%) TOTAL RETURNEES

43,304 (6%)* TOTAL FACILITATED PoR RETURNEES

34,010 (5%) TOTAL DEPORTATIONS

Period	Total Number of Returns	Total Returnees	Total Facilitated Returnees	Total Deportees
15 Sep – 31 Dec 2023	490,891	436,600	24,971	29,320
1 Jan – 10 Aug 2024	203,293	180,270	18,333	4,690
Total	**694,184**	**616,870**	**43,304**	**34,010**

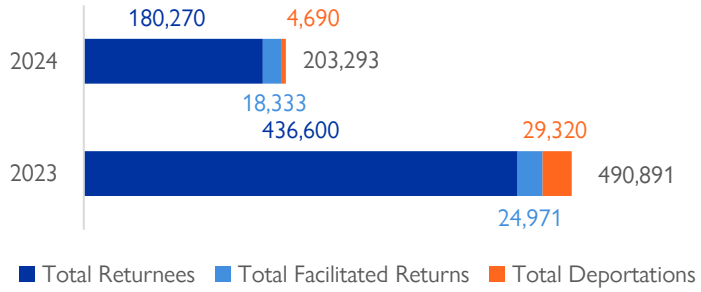

DOCUMENTATION – TOTAL NUMBER OF RETURNEES

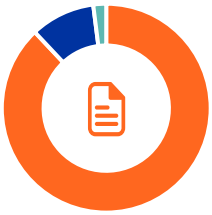

Undocumented	88%
PoR holder **	10%
ACC	2%

DOCUMENTATION – TOTAL DEPORTEES

Undocumented	94%
PoR holder **	6%

This section only applies to PoR holders and undocumented Afghans.

TOTAL RETURNS AND % DEPORTATIONS | 15 SEPTEMBER 2023 – 10 AUGUST 2024

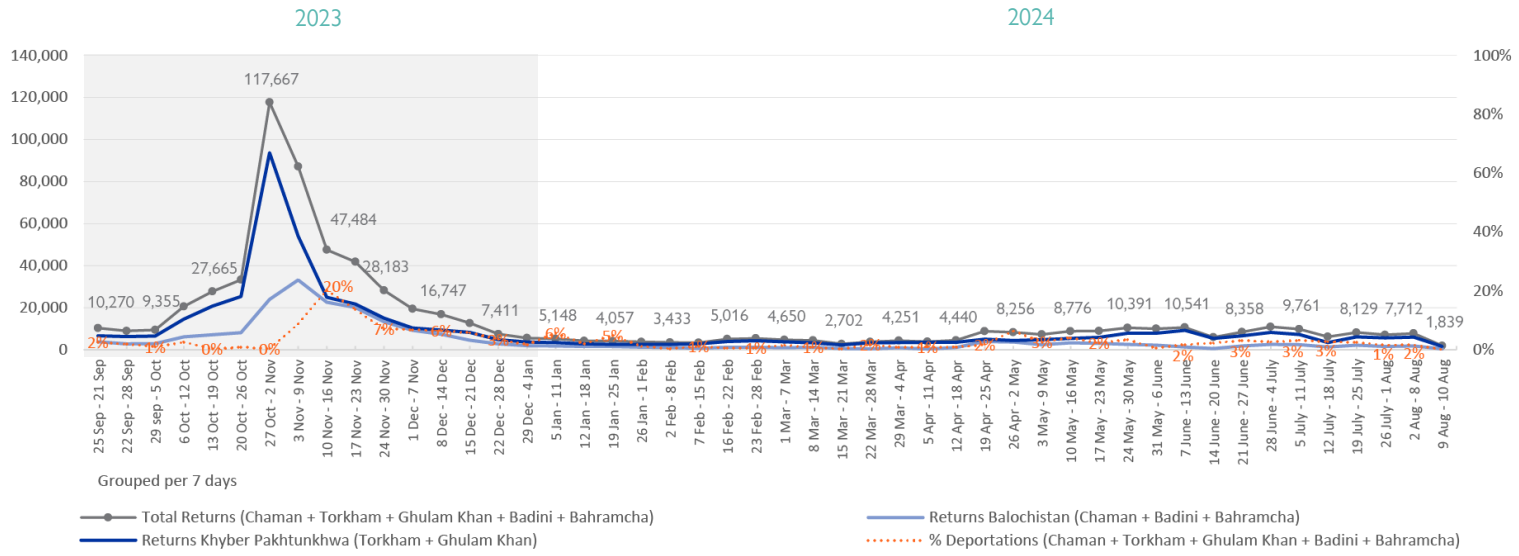

*The number refers to facilitated PoR returns through VRCs who crossed the border during the reporting period.

** This figure refers to PoR holders based on interviews conducted with returnees in Afghanistan.

18 AUGUST 2024

UNHCR-IOM FLASH UPDATE #26

UNHCR The UN Refugee Agency | IOM UN MIGRATION

ARREST AND DETENTION | FLOW MONITORING (15 September 2023 – 10 August 2024)

This section only applies to ACC holders and undocumented Afghans

TYPE OF VULNERABILITY

(Expressed as a percentage of the total numbers of vulnerable persons)

- (8,049) 39% Serious Medical Conditions
- (6,497) 31% Elderly (60+)
- (2,013) 10% Persons with Disabilities (PwD)
- (1,740) 8% Female Widows
- (809) 4% Pregnant Women
- (1,728) 8% Other

AGE AND GENDER

Female		Male
49.8% 213,358		50.2% 215,485
(10.5%) 44,828	0 – 4	42,869 (10.0%)
(18.7%) 80,097	5 – 17	86,292 (20.1%)
(19.2%) 82,249	18 – 59	79,716 (18.6%)
(1.4%) 6,184	60+	6,608 (1.5%)

REASONS FOR LEAVING PAKISTAN (TOP 5)

(Multiple answers can exceed 100%, N = 26,009)

Fear of arrest	89%
Loss of livelihood	19%
Communal pressure	13%
Unable to pay utilities	6%
Unable to pay house rent	6%

This section only applies to PoR holders

TYPE OF VULNERABILITY

(Expressed as a percentage of the total numbers of vulnerable persons)

- (1,046) 41% Serious Medical Conditions
- (452) 18% Elderly (60+)
- (261) 10% Women at Risk
- (260) 10% Persons with Disabilities (PwD)
- (510) 21% Other

AGE AND GENDER

Female		Male
49.0% 21,203		51.0% 22,099
(9.3%) 4,036	0 – 4	3,819 (8.8%)
(19.5%) 8,445	5 – 17	8,784 (20.3%)
(19.1%) 8,275	18 – 59	8,761 (20.2%)
(1.1%) 447	60+	736 (1.7%)

REASONS FOR LEAVING PAKISTAN (TOP 5)

(Multiple answers can exceed 100%, N = 3,685)

Socio-economic challenges	32%
Strict border entry requirement	20%
Uncertainty related to the PoR card extension	14%
Loss of livelihood	13%
Other	21%

DISTRICT OF ORIGIN IN PAKISTAN AND PROVINCE OF DESTINATION IN AFGHANISTAN

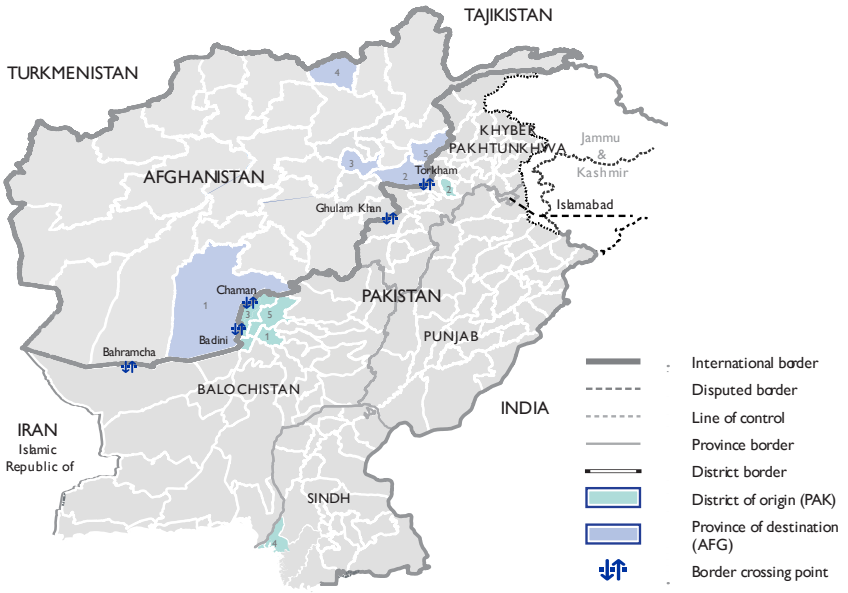

DISTRICT OF ORIGIN (TOP 5)

1. Quetta	20%
2. Peshawar	18%
3. Killa Abdullah	10%
4. Karachi	9%
5. Pishin	5%

PROVINCE OF DESTINATION (TOP 5)

1. Kandahar	31%
2. Nangarhar	27%
3. Kabul	15%
4. Kunduz	5%
5. Kunar	3%

Disclaimer:

Dotted line represents approximately the line of control in Jammu and Kashmir agreed upon by India and Pakistan. The final status of Jammu and Kashmir has not yet been agreed upon by the parties. The designations employed and the presentation of material on this map do not imply the expression of any opinion whatsoever on the part of IOM or United Nations concerning the legal status of any country, territory, city or area or of its authorities, or concerning the delimitation of its frontiers or boundaries. This document was produced jointly by IOM and UNHCR. The opinions expressed in the report are those of the authors and do not necessarily reflect the views of IOM or UNHCR. The designations employed and the presentation of material throughout the report do not imply the expression of any opinion whatsoever concerning the legal status of any country, territory, city or area, or of its authorities, or concerning its frontiers or boundaries.

Contact: pakisim@unhcr.org – data.unhcr.org/Pakistan; iomislamabad@iom.int – pakistan.iom.int