I. Refugees and Asylum Seekers in urban areas

Key Figures

7 425 Refugees and Asylum Seekers

5465 Refugees and Asylum Seekers biométrically registered

6 750 Registered Refugees

675 Asylum Seekers

Age and Gender of Refugee Population

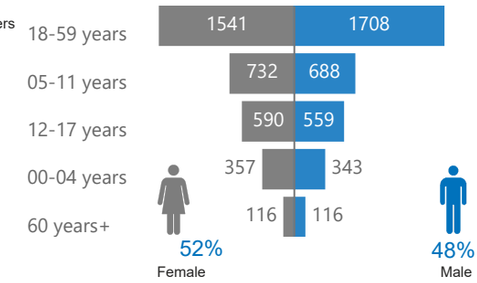

Age and Gender of Asylum Seekers

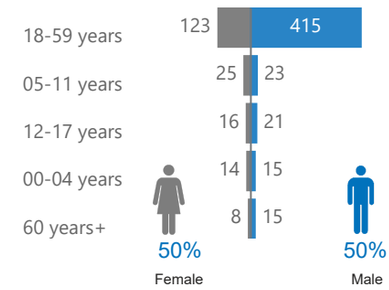

Urbans Asylum Seekers by location

Location	F	M	Total
Bukavu	2	3	5
Goma	18	18	36
Kinshasa	50	68	118
Lubumbashi	116	400	516
Total	**186**	**489**	**675**

Number of Cires	Total
Bukavu	583
Goma	1262
Kinshasa	499
Lubumbashi	2538
Total	**4882**

Urbans Refugees by location

Location	F	M	Total
Bukavu	670	614	1284
Goma	1088	939	2027
Kinshasa	496	494	990
Lubumbashi	1082	1367	2449
Total	**3336**	**3414**	**6750**

Urbans Asylum seekers by country of origin

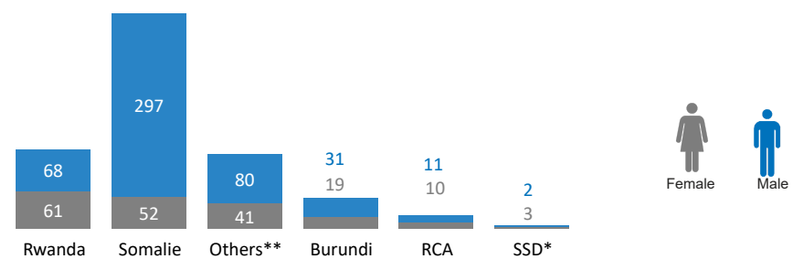

**Syrie(39), Angola(26), République du Congo,(19), Cameroun(11),..

Urbans refugees Profile

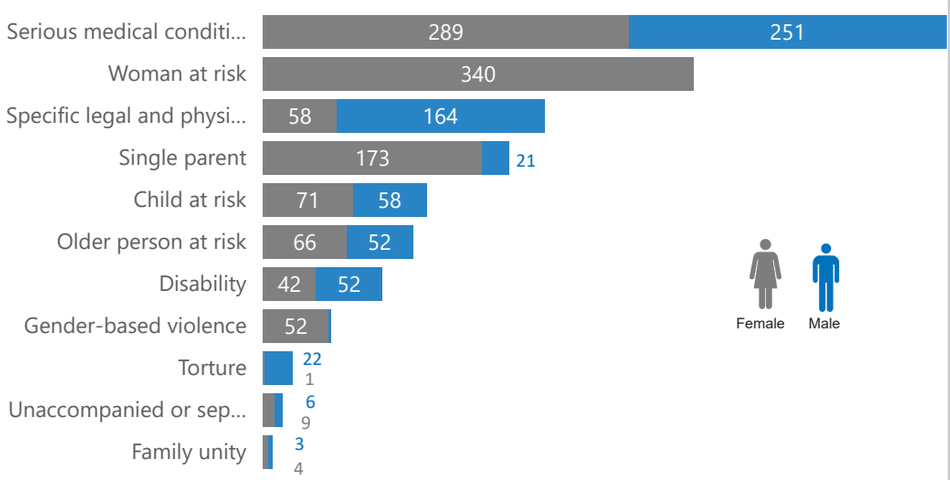

Individually recognized refugees living in the cities of Goma, Kinshasa, Lubumbashi and Bukavu are considered urban refugees in the DRCongo. Continuous registration is carried out in these areas. They are all in possession of identity documents issued by the government with UNHCR support.

Urbans Refugees by location by country of origin

Location	F	M	Tot
Bukavu	**670**	**614**	**1284**
Burundi	128	153	281
Rwanda	542	461	1003
Goma	**1088**	**939**	**2027**
Burundi	358	295	653
Ouganda	4	1	5
Rwanda	726	643	1369
Kinshasa	**496**	**494**	**990**
Angola	65	58	123
Burundi	25	14	39
Congo	53	73	126
Erithrée	4	4	8
IND		1	1
Liberia	3	2	5
Ouganda	7	11	18
RCA	185	194	379
Rwanda	117	109	226
Sierra Leonne		1	1
SSD	32	22	54
SUD	1	3	4
Syrie	1		1
Tchad	3	2	5
Lubumbashi	**1082**	**1367**	**2449**
Angola	1	1	2
Burundi	599	832	1431
Congo	0	1	1
Cote d'ivoire	5	4	9
RCA	11	11	22
Rwanda	452	499	951
Somalie	8	9	17
Syrie	6	10	16
Total	**3336**	**3414**	**6750**

SSD: South Sudan

SUD: Sudan

RCA: Central African Republic

II. Central African Refugees and Asylum Seekers

Key Figures

208 275 Refugees and Asylum Seekers

151 480 Refugees and Asylum Seekers biometrically registered

208 227 Registered Refugees

48 Asylum Seekers

Age and Gender of Refugee Population

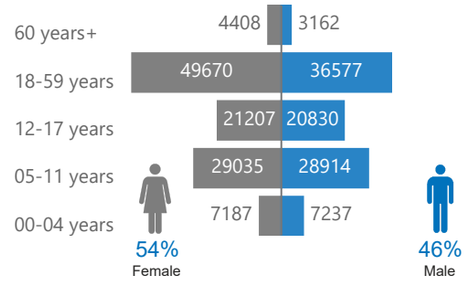

Age and Gender of Asylum Seekers

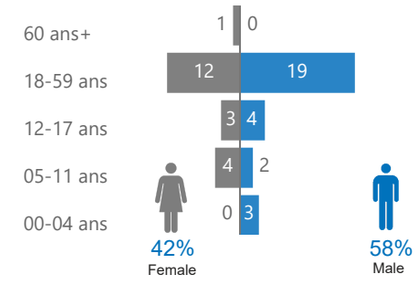

Central African Refugee Population by Type of Location

Rural	In settlements	Urban
157 832	49 994	401
75.8%	24%	0.2%

Central african Refugee in settlements

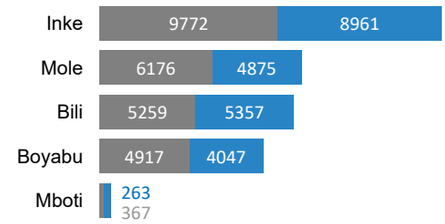

Refugees in the developpement pole

Location	F	M	Total
Modale	3401	2960	6361
nzakara	4798	3933	8731
sidi	2129	2043	4172
wenze	3418	2495	5913
Total	**13746**	**11431**	**25177**

Locations of Central African Refugee Population in DRC

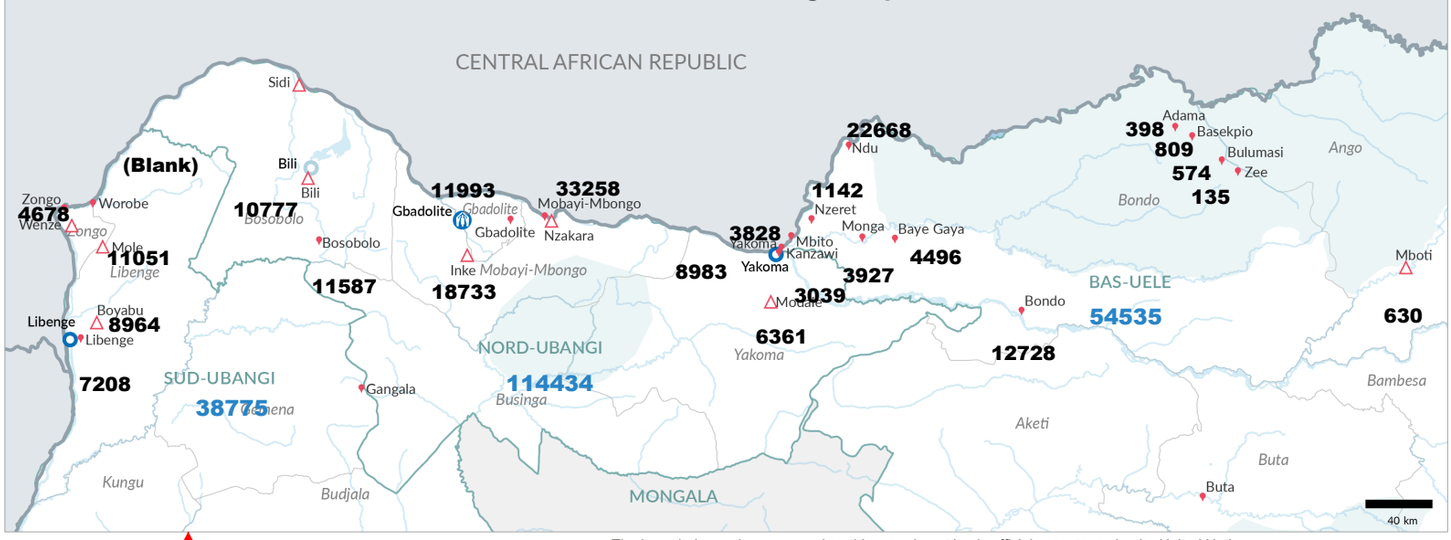

The boundaries and names used on this map do not imply official acceptance by the United Nations.

- Refugee Location
- Refugee Settlement
- UNHCR Sub-Office
- UNHCR Field-Office
- UNHCR Field-Unit
- International Boundary
- Provincial Border
- Other Countries
- Park
- Territorial Border

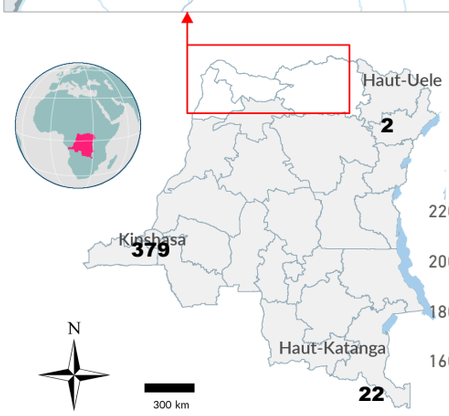

Central African Refugee Population Trend (2019 - 2024)

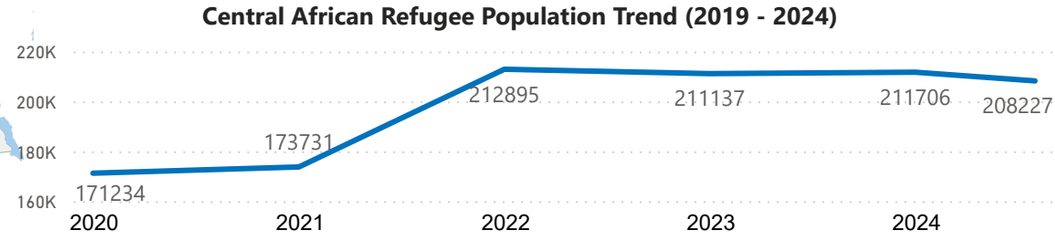

Comments about the figures of Central African refugees

208,275 Central African refugees and asylum seekers in the DRC as of 31/7/2024, i.e. **208,227** refugees and **48** asylum seekers with identity documents issued by the government with the support of UNHCR. There is an decrease of **0.9**% compared to the data for the month of Juin 2024 after the activities of voluntary rapatriation in Central African Republic.

III. South Sudanese Refugees and Asylum Seekers

Key Figures

55 459 Reugees and Asylum Seekers

32 508 Refugees and Asylum Seekers biometrically registered

50 164 Registered Refugees

5 295 Asylum Seekers

Age and Gender of Refugee Population

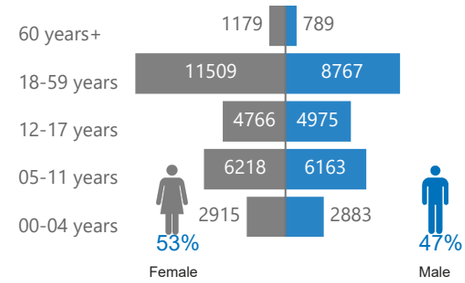

Age and Gender of Asylum Seekers

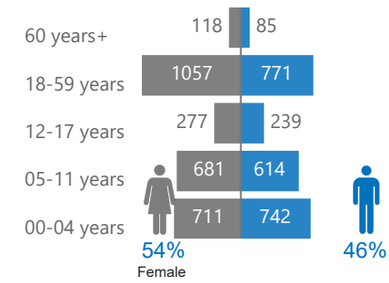

South Sudanese Refugee Population by Type of Location

Rural	In settlements	Urban
14 721	35 389	54
29.35%	70.55%	0.1%

South Sudanese Refugee in settlements

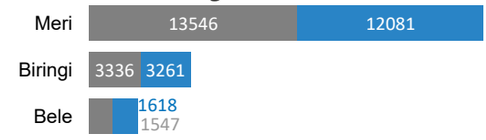

South Sudanese Urban refugee

Location	F	M	Total
Kinshasa	32	22	54
Total	**32**	**22**	**54**

Location of South Sudanese Refugees in DRC

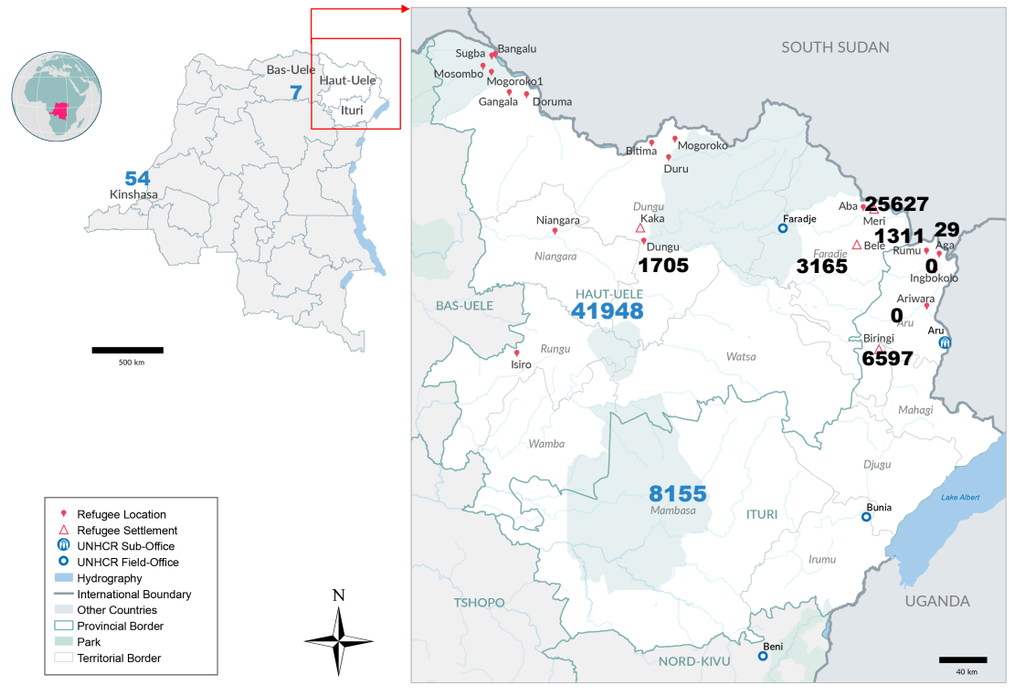

The boundaries and names used on this map do not imply official acceptance by the United Nations.

South Sudanese Refugee Population Trend (2019 - 2024)

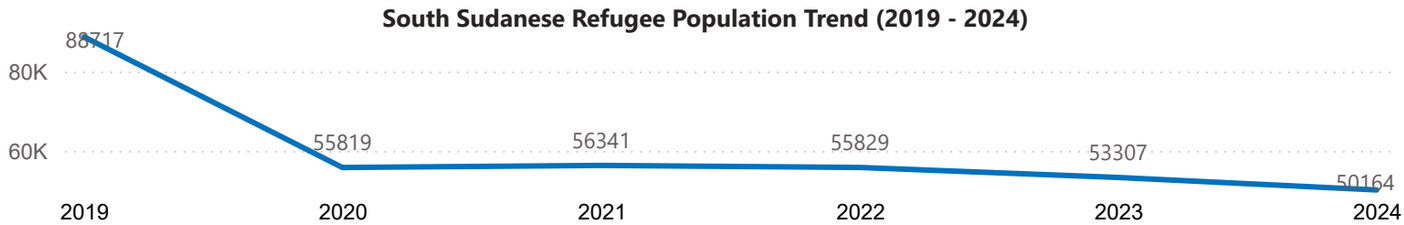

Comments about the figures of South Sudanese refugees

As of 31/7/2024, we have **55,459** South Sudanese refugees and asylum seekers in the DRC with identity documents issued by the government with the support of UNHCR. A increase of 0.05% is observed after verification registration activities.

IV. Burundian Refugees and Asylum Seekers

Key Figures

52 572 Refugees and Asylum Seekers

33 050 Refugees and Asylum Seekers biométrically registered

52 510 Registered Refugees

62 Asylum Seekers

Age and Gender of Refugee Population

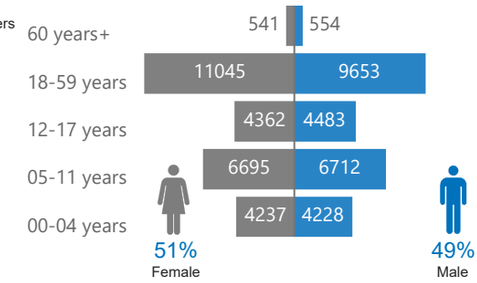

Age and Gender of Asylum Seekers

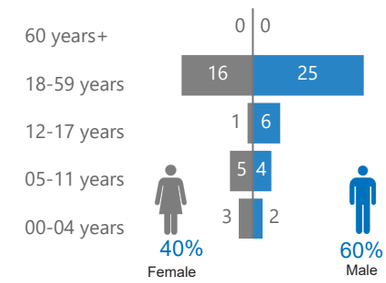

Burundian Refugee Population by Type of Location

Rural	In settlements	Urban
11 416	38 690	2 404
21.74%	73.68%	4.58%

Burundian Refugee in settlements

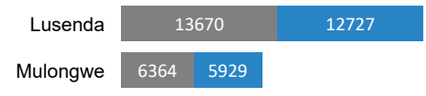

Burudian Urban refugee

Location	F	M
Lubumbashi	599	832
Goma	358	295
Bukavu	128	153
Kinshasa	25	14
Total	**1110**	**1294**

Location of Burundian Refugees in DRC

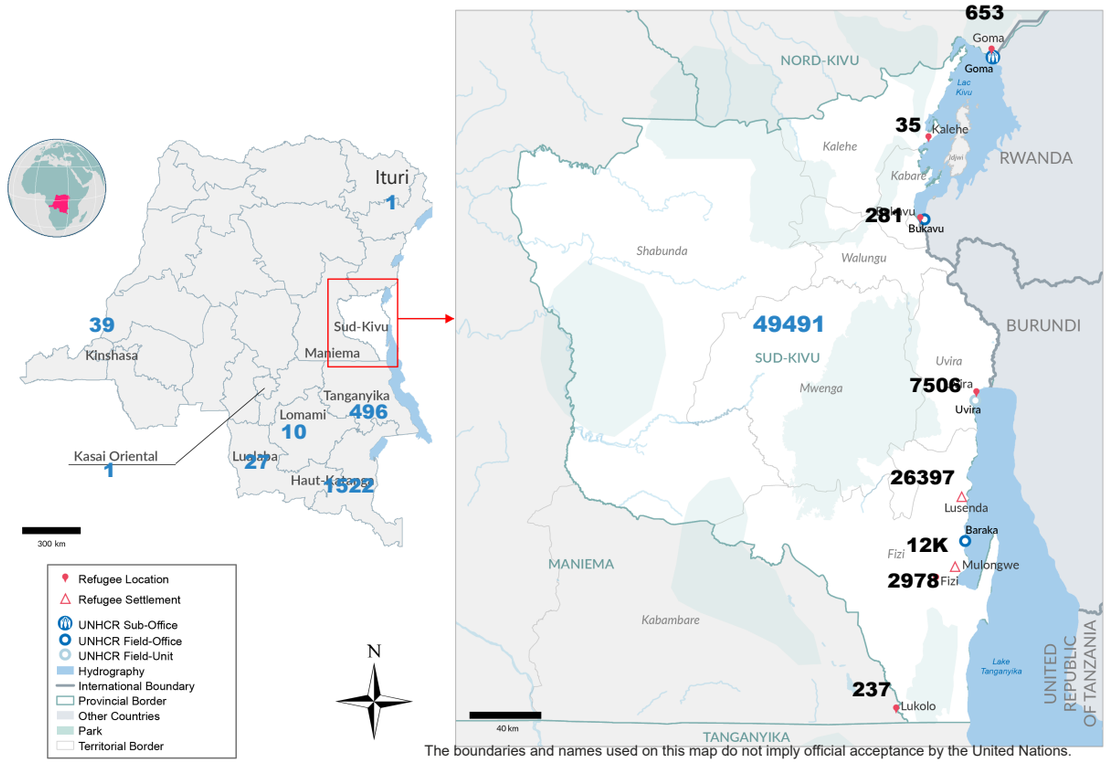

The boundaries and names used on this map do not imply official acceptance by the United Nations.

Burundian Refugee Population Trend (2019 - 2024)

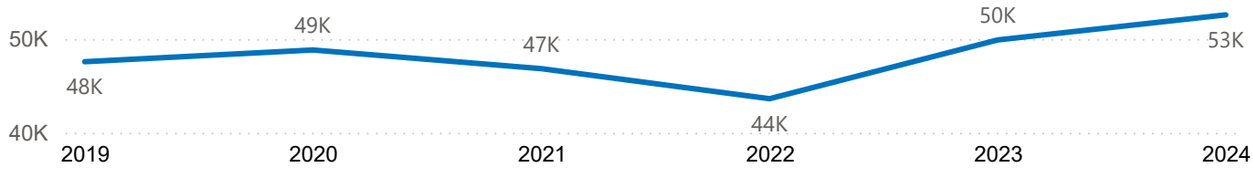

Comments about the figures of Burundian refugees

52,572 Burundian refugees and asylum seekers in the DRC as of 31/7/2024, including **52,510** refugees and **62** asylum seekers. There was a increase of 0.1% compared to june due to ongoing registration. All refugees and asylum-seekers have identity documents issued by the government with technical support from UNHCR.

V. Rwandese Refugees and Asylum Seekers

Key Figures

206 674 Refugees and Asylum Seekers

74 999 Refugees and Asylum Seekers biométrically registered

206 494 Registered Refugees

180 Asylum Seekers

Age and Gender of Refugee Population

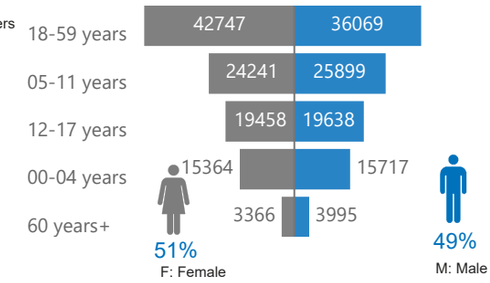

Age and Gender of Asylum Seekers

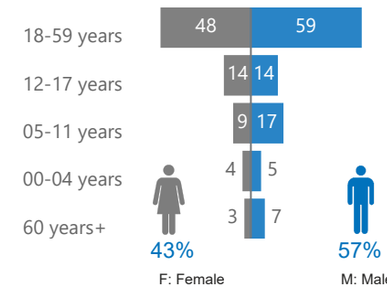

Rwandese Refugee Population by Type of Location

Rural	Urban
202 945	3 549
98.28%	1.72%

Refugee rwandese in province

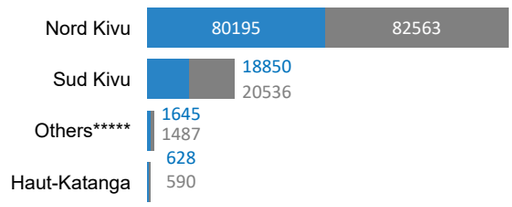

Rwandese Urban refugee

Localisation	F	M
Bukavu	542	461
Goma	726	643
Kinshasa	117	109
Lubumbashi	452	499
Total	**1837**	**1712**

Location of rwandese Refugees in DRC

The boundaries and names used on this map do not imply official acceptance by the United Nations.

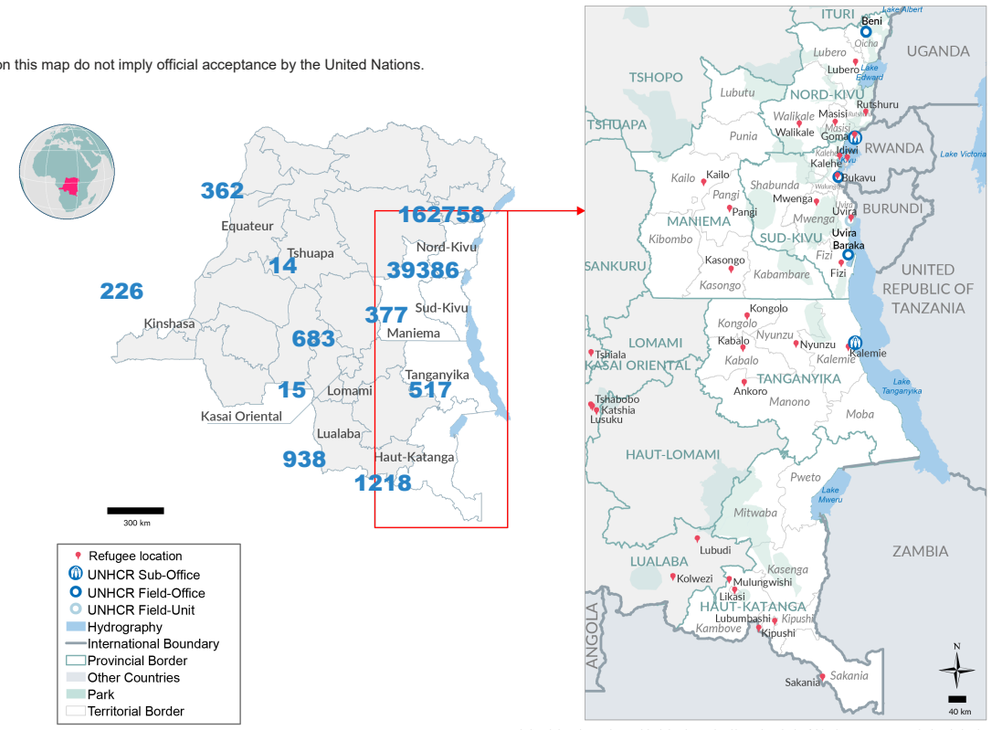

The boundaries and names shown and the designations used on this map do not imply official endorsement or acceptance by the United Nations.

Date d'impression: 10 Jul 2023 **Sources:** UNHCR, RGC **Auteur:** UNHCR - Kinshasa **Feedback:** codkidrcim@unhcr.org **Nom du fichier:** COD_Map_RWA_30062023_A3

Rwandese Refugee Population Trend (2019 - 2024)

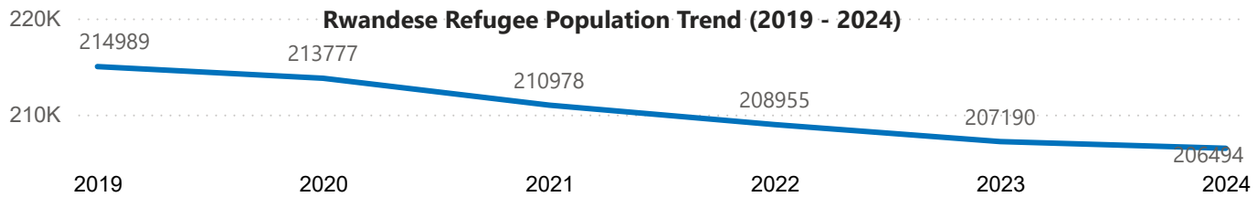

Comments about the figures of rwandese refugees

The presence of armed groups, military operations and inaccessibility in areas with a high concentration of refugees have made it difficult to finalize the registration of Rwandan refugees in the provinces of North and South Kivu. Ongoing registration is effective in accessible areas. The same applies to the repatriation of Rwandan refugees continues. Since the beginning of 2024, **622** Rwandans have been repatriated voluntary to their country.