

Key figures

14,657

Total new arrivals since February 2023

13,119

Relocated to plots/zones from Nyarugusu reception centre

13,512

Relocated to Nyarugusu camp from NMC (Kigoma)

- 0: New arrivals in Kigoma NMC
- 1,14 : Unregistered (Whereabouts unknown)
- 212: Unregistered (Pending clearance from government)
- 2 : Closed/Inactive (Data cleanup)

Registration

(Nyarugusu camp, Dar es salaam)

13,025

Individually registered

*Average family size = 4

9,701 (75%)

Are Biometrically enrolled (5+ years old)

80%

registered are women & children of which 23% are women

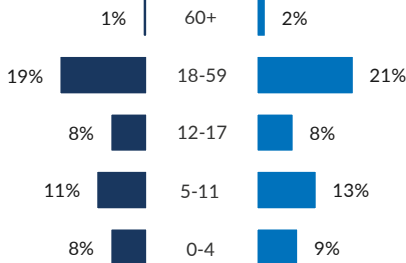
356 (3%)

Elderly (60+ years old)


Age and gender breakdown of registered individuals

6,157
Male (47%)

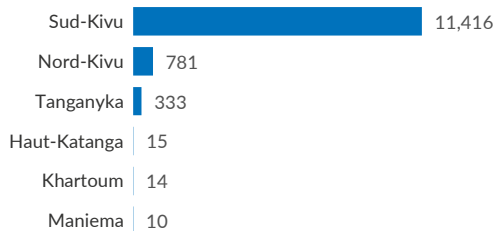
6,868
Female (53%)



Registered by nationality



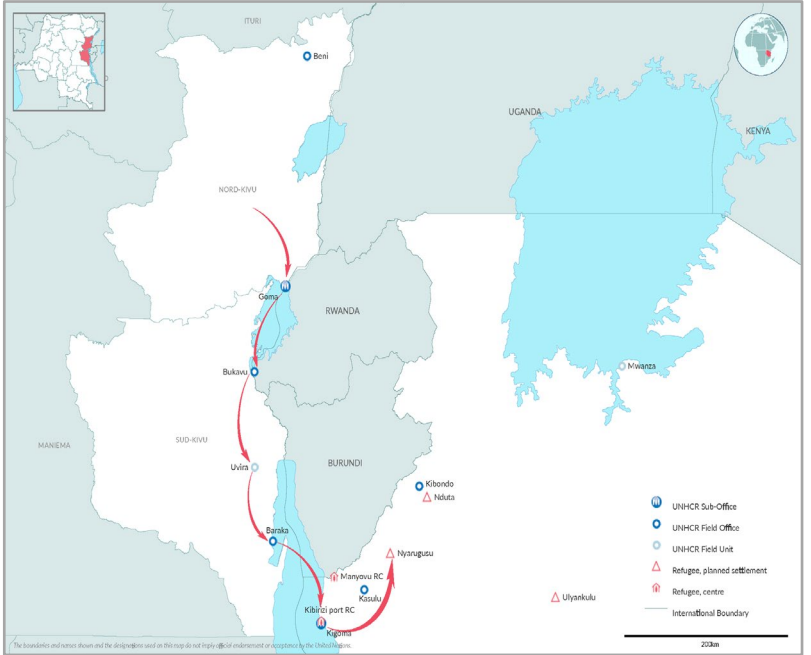
Top 6 provinces/ states of origin (registered Ind)



Context

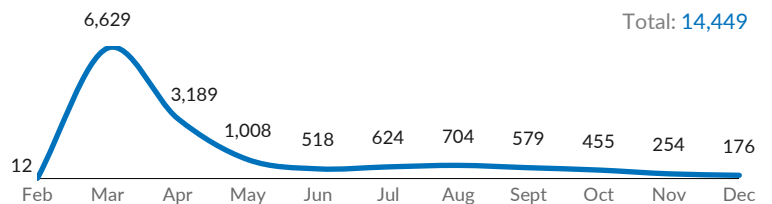
Over the past year and a half, there has been a significant surge in asylum seekers from the Democratic Republic of Congo (DRC), particularly from **Masisi and Rutshuru territories in North Kivu**, which are currently occupied by various armed groups. Civilians, caught between these groups, are **traveling through Goma to Tanzania via Bukavu and Uvira**. Key reasons for fleeing include fear of targeting by armed combatants, forced recruitment of young men, and generalized violence, including sexual violence.

Identified new arrivals routes from DRC

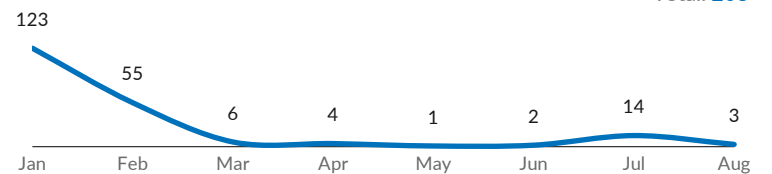


The boundaries and names shown and the designations used on this map do not imply official endorsement or acceptance by the United Nations

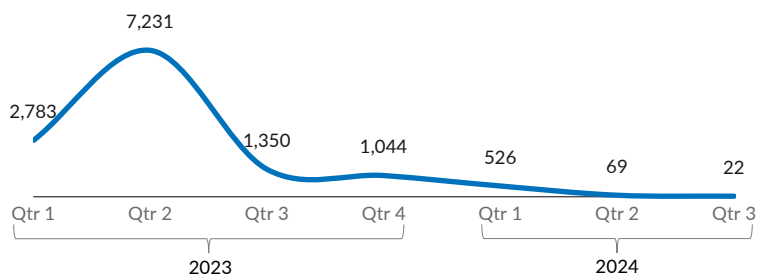
2023 Monthly arrival trends



2024 Monthly arrival trends



Quarterly registration trends



**Other refugees from Sudan includes 4 from North Darfur, 1 from White Nile, 1 from West Darfur, 1 from South Darfur and 1 from North Kordofan states