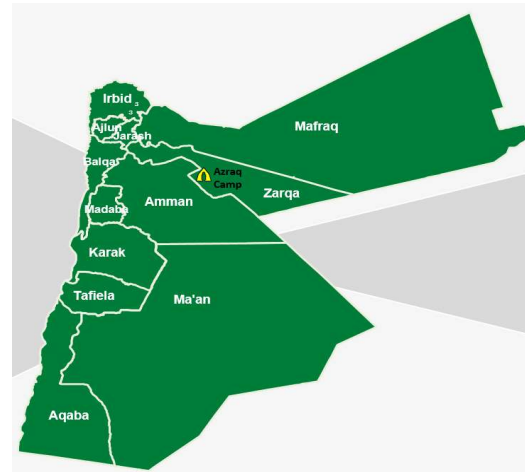
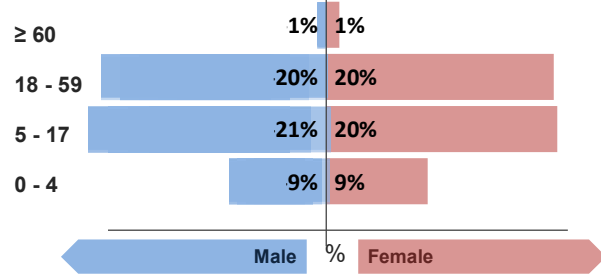




Refugee population

Total refugee population: **41,421**

Demographic breakdown:



Key facts

Camp opened: **May 2014**

Indicators at a glance

1 Health utilisation rate	4.5	X
2 Number of consultations per clinician per day	40	✓
3 Hospitalisation rate (/1000/month)	4.7	
4 % deliveries attended by skilled personnel	99.8%	✓
5 Crude Mortality Rate (CMR) (/1000/month)	0.1	✓
6 Under-five Mortality Rate (U5MR) (/1000/month)	0.2	✓
7 Neonatal Mortality Rate (NNMR) (/1000 livebirths)	12.8	X

Notes

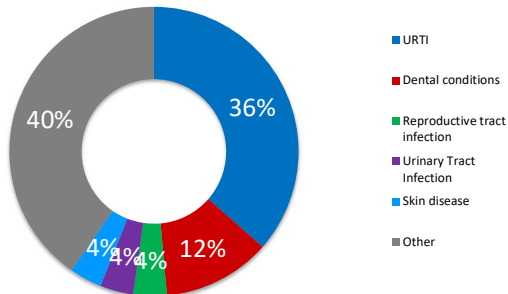
This public health profile for Azraq refugee camp is compiled from health facility data from the following partners:

- IMC Hospital
- IMC Clinic Village 5
- AMR Clinic Village 2
- AMR Comprehensive Health Facility
- IRC RH Services

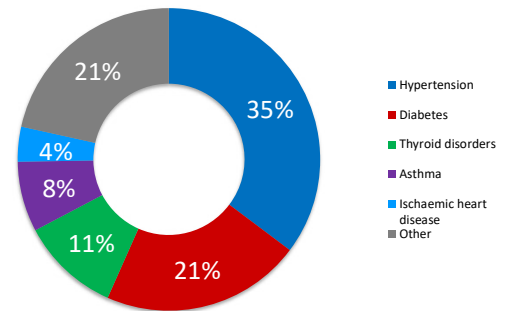
Data is collected using standardised Health Information System (HIS) data collection and reporting tools and aims to be as accurate as possible.

Morbidity

Acute health conditions (%)



Chronic health conditions (%)

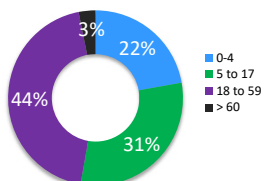


Top 5 acute health conditions

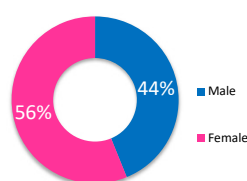
Rank	Condition	% morbidity	# of cases
1	URTIs	36%	33,924
2	Dental conditions	12%	11,254
3	Reproductive tract infection	4%	3,509
4	Urinary Tract Infection	4%	3,442
5	Skin disease	4%	3,381
-	Other	40%	37,560

Breakdown of acute health conditions

by age



by gender

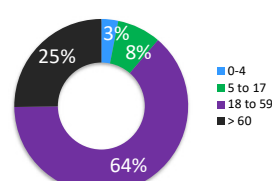


Top 5 chronic health conditions

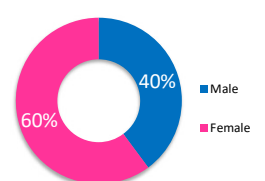
Rank	Condition	% morbidity	# of cases
1	Hypertension	35%	3,122
2	Diabetes	21%	1,895
3	Thyroid disorders	11%	940
4	Asthma	8%	666
5	Ischaemic heart disease	4%	331
-	Other	22%	1,906

Breakdown of chronic health conditions

by age



by gender



Public Health

Health Impact

	Indicator	Standard	
Crude Mortality Rate (CMR) (/1000/month)	0.1	< 0.75	✓
Under-five Mortality Rate (U5MR) (/1000/month)	0.2	< 1.5	✓
Neonatal Mortality Rate (NNMR) (/1000 livebirths)	12.8	< 12	✗

Access and utilization

Total number of consultations	128,249		
Health utilisation rate	4.5	1 - 4	✗
No. of consultations per trained clinician per day	40	< 50	✓

Outbreak Alert and Response

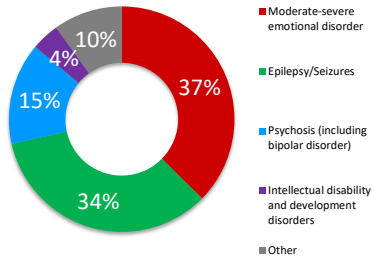
	Indicator	Standard
Number of outbreaks reported	0	
% of outbreaks investigated within 48 hours		100%

Laboratory

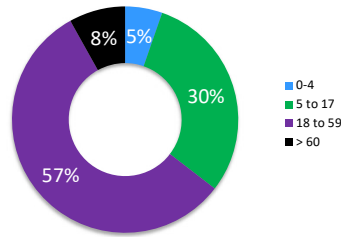
Number of laboratory samples	41,532
------------------------------	--------

Breakdown of mental health conditions

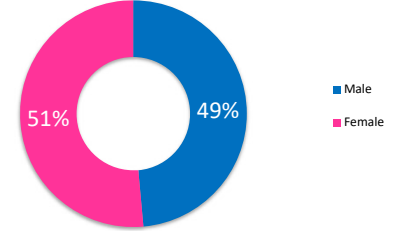
By cause



By age

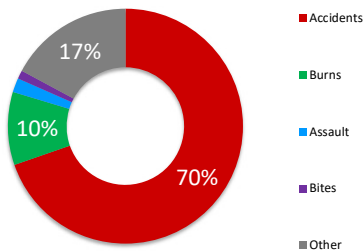


By gender

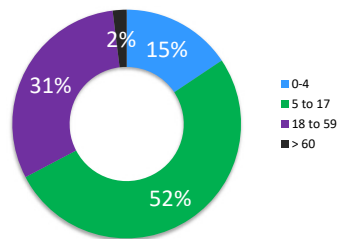


Breakdown of injuries

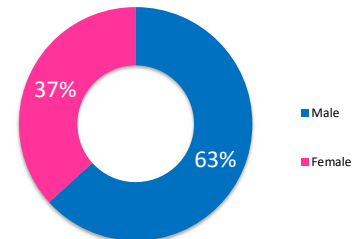
By cause



By age



By gender



In-patient and referral

In-patient department

	Indicator	Standard	
Hospitalisation rate (/1000/year)	56.9	50 - 150	
Bed occupancy rate	59%	> 75%	✗
Mean length of stay for authorised discharges (days)	2.4		

Reproductive Health

Antenatal care

	Indicator	Standard	
Coverage of antenatal care (4 or more visits)	94%	≥ 90%	✓
Coverage of TT vaccination	34%	≥ 90%	✗
Coverage of anaemia screening in pregnancy	95%	≥ 90%	✓

Delivery care

Proportion of deliveries attended by skilled personnel	100%	≥ 90%	✓
Proportion of deliveries performed by caesarean section	30%	5 - 15%	✗
Proportion of low birth weight deliveries (<2500g)	6%	< 15%	✓

Maternal mortality

Number of maternal deaths reported	0		
% of maternal deaths investigated within 48 hours		100%	

Postnatal care

	Indicator	Standard	
Coverage of postnatal care	63%	≥ 90%	✗

Sexual and Gender-based Violence

Incidence of rape (reported cases/10,000/year)*	0.0		^
% of rape survivors who received PEP** < 72 hours		100%	^
% of rape survivors who received ECP*** < 120 hours		100%	^
% of rape survivors who received STI**** prophylaxis < 2 wks		100%	^

*Only includes rapes reported at health facilities **Post-exposure prophylaxis ***Emergency contraceptive pill
****Sexually transmitted infection

UNHCR gratefully acknowledges the support of the following partners:

