



ARREST AND DETENTION FLOW MONITORING (15 September 2023 – 7 September 2024)

INTRODUCTION

In response to the Ministry of Interior's (MoI) decision of 26 September 2023 to enact an "Illegal Foreigners' Repatriation Plan", UNHCR, the UN Refugee Agency and IOM, the UN Migration Agency, have collated their data on the arrest, detention, and deportation of Proof of Registration (PoR) holders, Afghan Citizen Card (ACC) holders, and undocumented Afghan nationals as well as on the outflows of Afghan nationals at the Torkham and Chaman border crossing points, to better understand the protection environment and movements of Afghan nationals returning to Afghanistan from Pakistan.

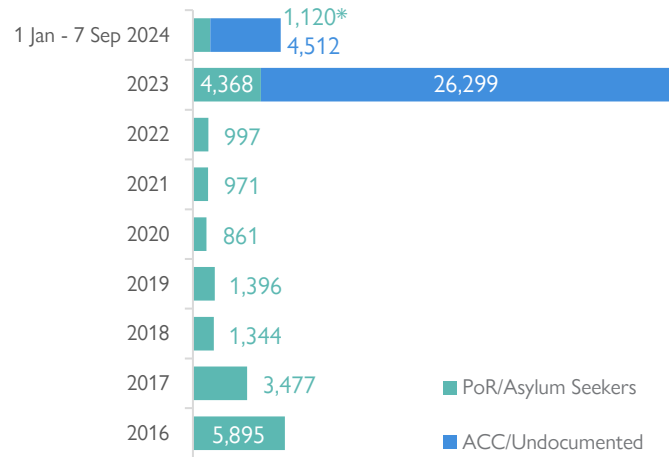
While the Government of Pakistan has yet to halt the "IFRP", the rate of arrest, detention, deportation, and returns has decreased significantly since its peak in October and November 2023. Furthermore, on 22 July 2024, the Government of Pakistan formally announced a further extension of the validity of the PoR card, until 30 June 2025.

KEY FINDINGS AND LIMITATIONS

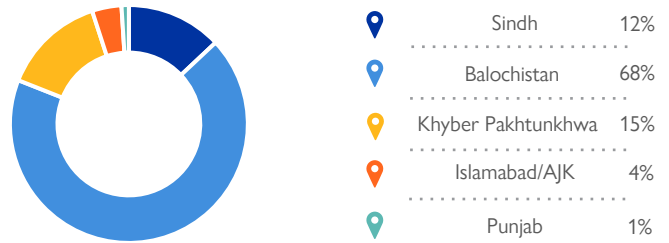
It is important to note that prior to 2023, there was no data collected on the arrest and detention of ACC holders or undocumented Afghan nationals. Since January 2023, IOM has started to collect this data, which should be considered indicative at this point. The figures, particularly of undocumented Afghan nationals, should be considered underreported.

- During the period from 25 August to 7 September 2024, the overall reported rate of arrest and detention increased by 34 per cent, compared to the period from 11 to 24 August 2024.
- From 25 August to 7 September 2024, ACC holders and undocumented Afghans represented 83 per cent of the total rate of arrests and detentions, with the majority of those being undocumented Afghans.
- Since the start of October 2023, the overall reported rate of arrest and detention remains highest for the province of Balochistan. During the period from 25 August to 7 September 2024, 74 per cent of the reported arrests and detentions occurred in Balochistan, a province which sees high levels of irregular migration.
- Across Pakistan, the top three districts for arrest and detention between 1 January and 7 September 2024 are Chagai (Balochistan), Pishin (Balochistan), and Karachi (Sindh).

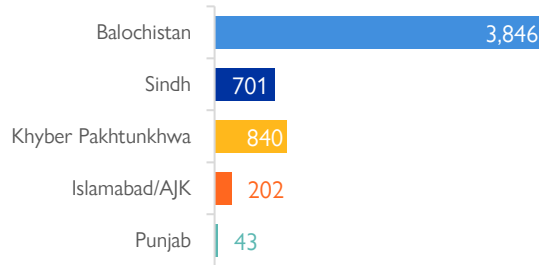
ARREST AND DETENTION BY YEARS



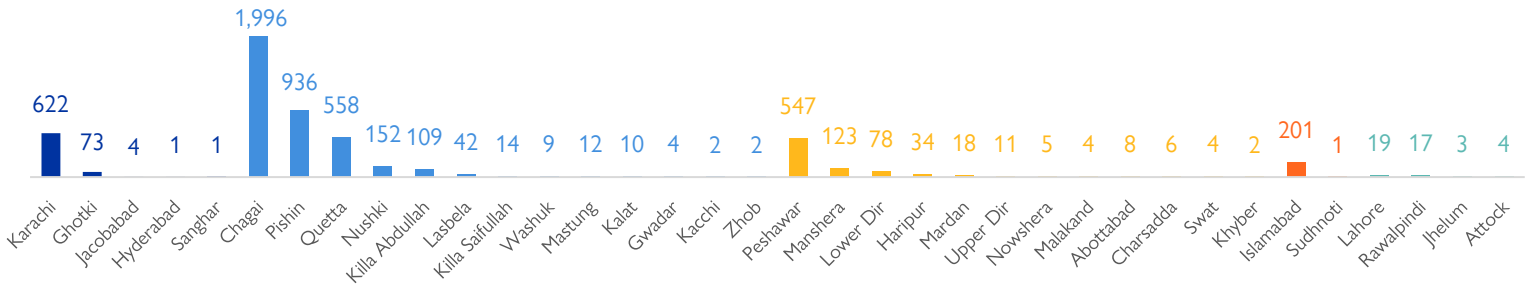
% OF ARRESTS BY LOCATION (1 January – 7 September 2024)



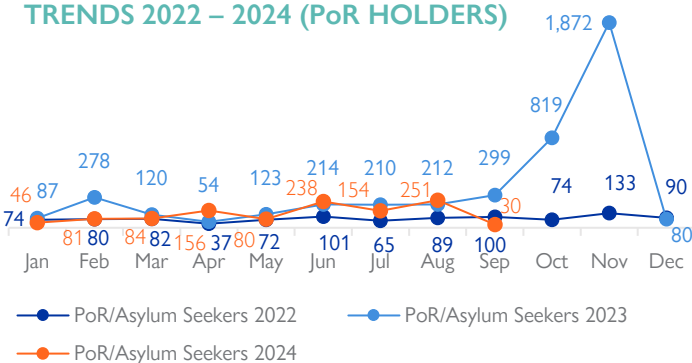
NO. OF ARRESTS BY PROVINCE (1 January – 7 September 2024)



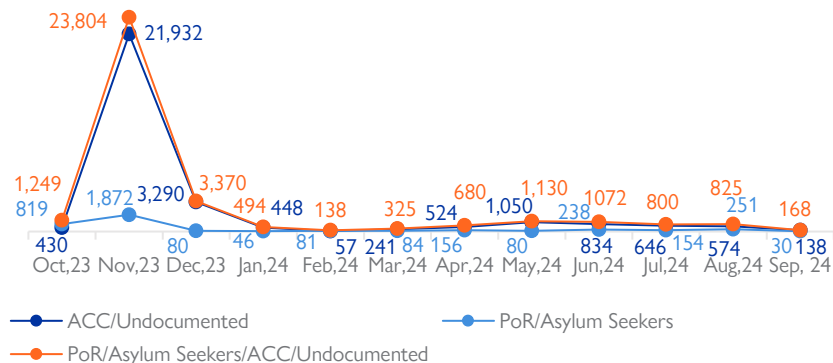
NO. OF ARRESTS BY DISTRICTS (1 January – 7 September 2024)



MONTHLY ARRESTS AND DETENTION TRENDS 2022 – 2024 (PoR HOLDERS)



MONTHLY ARRESTS AND DETENTION ANALYSIS 2023 – 2024



*The figures for June and July 2024 were revised based on additional reported arrests.



UNHCR and IOM border monitors conducting an interview at Torkham border. [IOM Pakistan 2024]

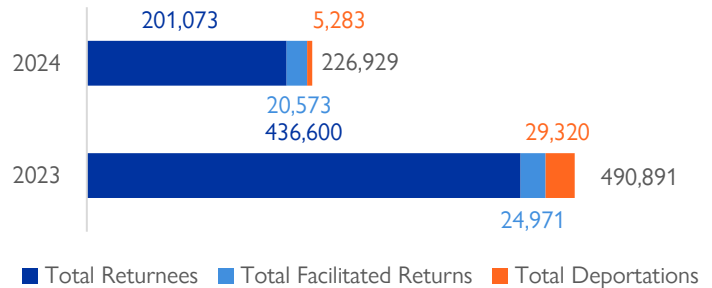
KEY FINDINGS

- During the last two weeks, UNHCR and IOM's Displacement Tracking Matrix (DTM) estimate 11,448 Afghans returned through the Torkham, Ghulam Khan (located in Khyber Pakhtunkhwa), Chaman, Badini and Bahramcha (located in Balochistan) border crossing points to Afghanistan.
- Cumulatively, from 15 September 2023 to 7 September 2024, 717,820 individuals have returned. The number of returns in the last two weeks (25 August – 7 September; 11,448) slightly decreased by 6 per cent compared to returns in the two weeks prior to that (11 – 24 August; 12,188). The number of returns figures continue to surpass those recorded in the first quarter of 2024.
- Most of the returnees were undocumented Afghans (88%), followed by PoR holders (10%) and ACC holders (2%). Majority of the PoR returns are facilitated by UNHCR.
- Vulnerable persons including chronically ill people, elderly individuals, persons with disabilities, and others account for 3 per cent of the population.
- Fear of arrest (88%) remains the most common reason to return to Afghanistan among undocumented/ACC holders while PoR holders cite social economic challenges.
- Returnees were most likely to return from Quetta (20%) and Peshawar (19%) in Pakistan and intend to go to Nangarhar (23%), Kandahar (21%) and Kabul (19%) in Afghanistan.

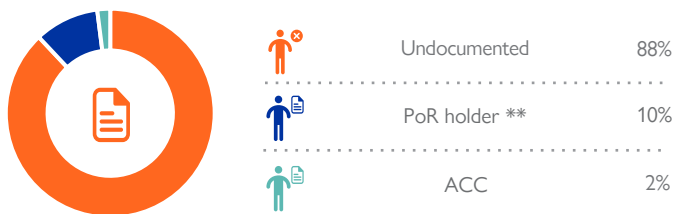
CUMULATIVE – 2023 AND 2024



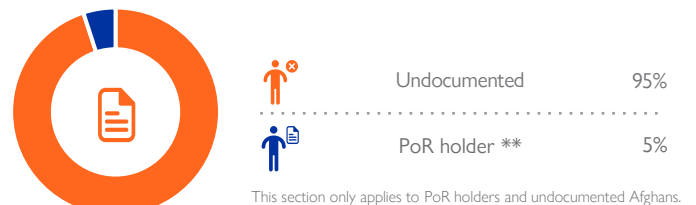
Period	Total Number of Returns	Total Returnees	Total Facilitated Returnees	Total Deportees
15 Sep – 31 Dec 2023	490,891	436,600	24,971	29,320
1 Jan – 24 Aug 2024	226,929	201,073	20,573	5,283
Total	717,820	637,673	45,544	34,603



DOCUMENTATION – TOTAL NUMBER OF RETURNEEES



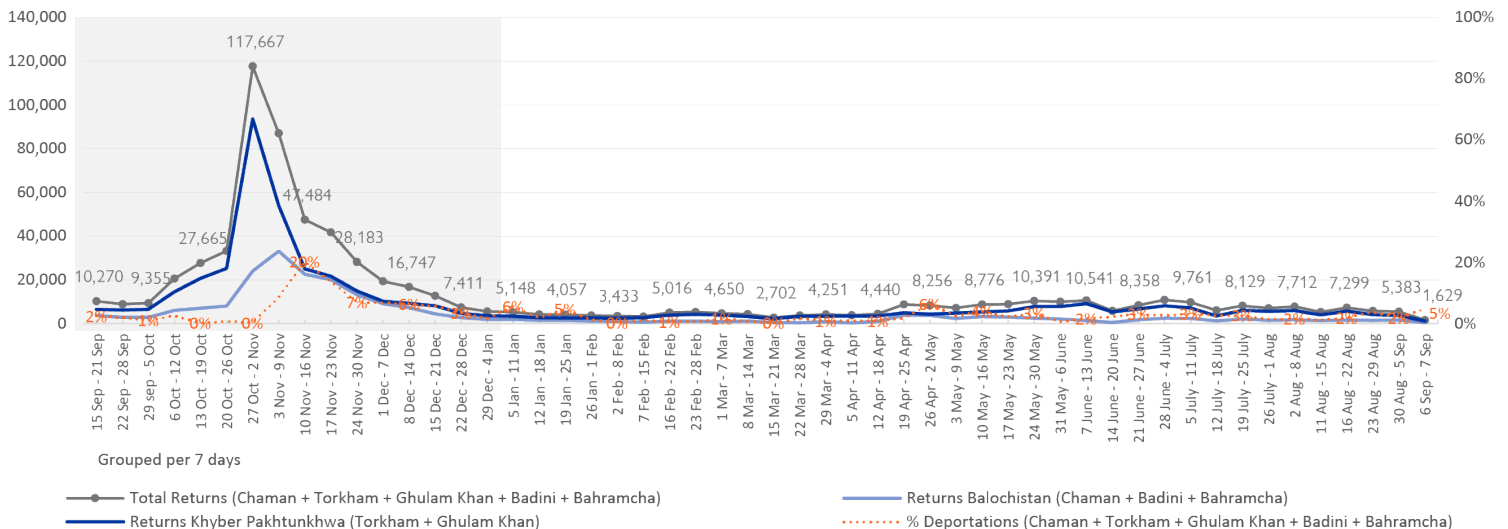
DOCUMENTATION – TOTAL DEPORTEES



TOTAL RETURNS AND % DEPORTATIONS | 15 SEPTEMBER 2023 – 7 SEPTEMBER 2024

2023

2024



*The number refers to facilitated PoR returns through VRCs who crossed the border during the reporting period.

** This figure refers to PoR holders based on interviews conducted with returnees in Afghanistan.

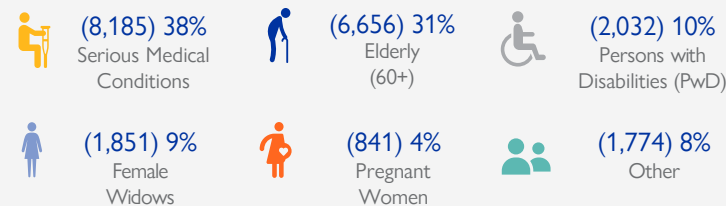


ARREST AND DETENTION | FLOW MONITORING (15 September 2023 – 7 September 2024)

This section only applies to ACC holders and undocumented Afghans

TYPE OF VULNERABILITY

(Expressed as a percentage of the total numbers of vulnerable persons)



AGE AND GENDER

Female		Male
49.8% 216,501		50.2% 218,426
(10.5%) 45,411	0 – 4	43,435 (10.0%)
(18.7%) 81,218	5 – 17	87,462 (20.1%)
(19.2%) 83,601	18 – 59	80,837 (18.6%)
(1.4%) 6,271	60+	6,692 (1.5%)

REASONS FOR LEAVING PAKISTAN (TOP 5)

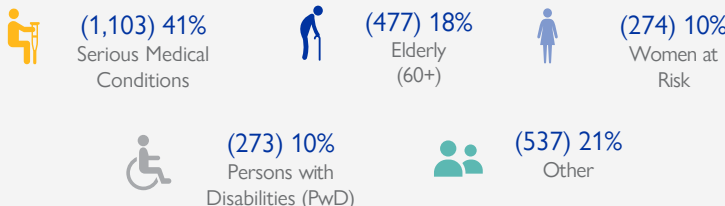
(Multiple answers can exceed 100%, N = 26,776)

	Fear of arrest	88%
	Loss of livelihood	19%
	Communal pressure	13%
	Unable to pay utilities	7%
	Unable to pay house rent	7%

This section only applies to PoR holders

TYPE OF VULNERABILITY

(Expressed as a percentage of the total numbers of vulnerable persons)



AGE AND GENDER

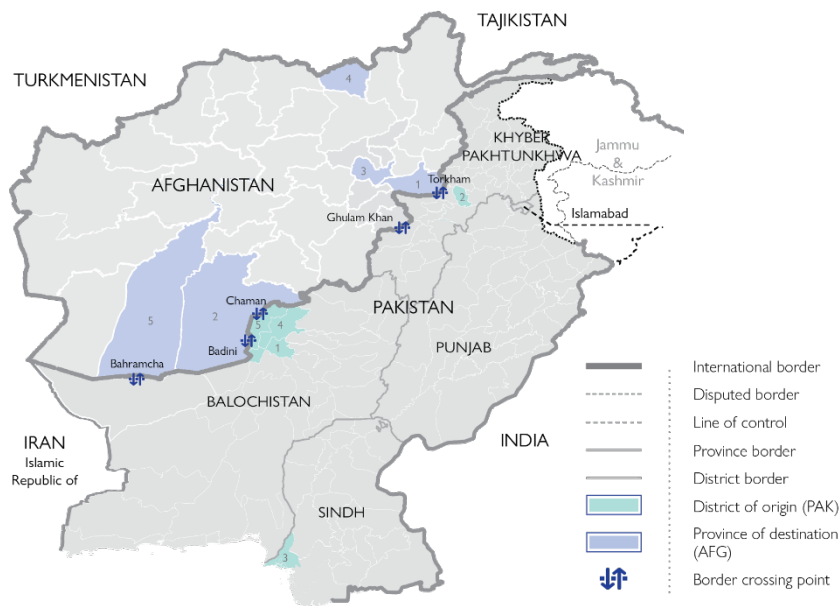
Female		Male
49.0% 22,299		51.0% 23,242
(9.3%) 4,016	0 – 4	4,245 (8.8%)
(19.5%) 8,882	5 – 17	9,238 (20.3%)
(19.1%) 8,703	18 – 59	9,214 (20.2%)
(1.1%) 470	60+	774 (1.7%)

REASONS FOR LEAVING PAKISTAN (TOP 5)

(Multiple answers can exceed 100%, N = 3,997)

	Socio-economic challenges	26%
	Strict border entry requirement	26%
	No added protection value to PoR card	14%
	Uncertainty related to the PoR card extension	12%
	Other	22%

DISTRICT OF ORIGIN IN PAKISTAN AND PROVINCE OF DESTINATION IN AFGHANISTAN



DISTRICT OF ORIGIN (TOP 5)

1. Quetta	20%
2. Peshawar	19%
3. Karachi Central	12%
4. Pishin	10%
5. Killa Abdullah	6%

PROVINCE OF DESTINATION (TOP 5)

1. Nangarhar	23%
2. Kandahar	21%
3. Kabul	19%
4. Kunduz	13%
5. Hilmand	5%

Disclaimer:

Dotted line represents approximately the line of control in Jammu and Kashmir agreed upon by India and Pakistan. The final status of Jammu and Kashmir has not yet been agreed upon by the parties. The designations employed and the presentation of material on this map do not imply the expression of any opinion whatsoever on the part of IOM or United Nations concerning the legal status of any country, territory, city or area or of its authorities, or concerning the delimitation of its frontiers or boundaries. This document was produced jointly by IOM and UNHCR. The opinions expressed in the report are those of the authors and do not necessarily reflect the views of IOM or UNHCR. The designations employed and the presentation of material throughout the report do not imply the expression of any opinion whatsoever concerning the legal status of any country, territory, city or area, or of its authorities, or concerning its frontiers or boundaries.