I. Refugees and Asylum Seekers in urban areas

Key Figures

7 641 Refugees and Asylum Seekers

5556 Refugees and Asylum Seekers biométrically registered

6 865 Registered Refugees

776 Asylum Seekers

Age and Gender of Refugee Population

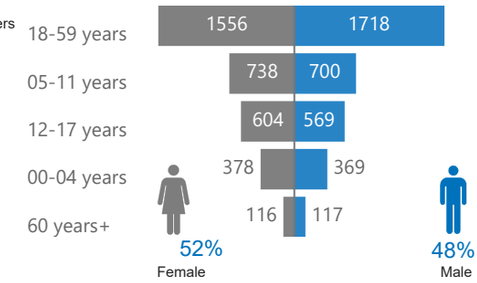

Age and Gender of Asylum Seekers

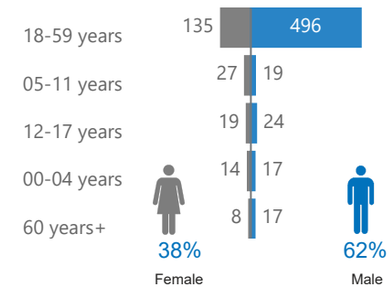

Urbans Asylum Seekers by location

Location	F	M	Total
Bukavu	2	3	5
Goma	20	17	37
Kinshasa	53	69	122
Lubumbashi	128	484	612
Total	**203**	**573**	**776**

Number of Cires	Total
Bukavu	599
Goma	1202
Kinshasa	323
Lubumbashi	1265
Total	**3389**

Urbans Refugees by location

Location	F	M	Total
Bukavu	673	621	1294
Goma	1090	945	2035
Kinshasa	535	531	1066
Lubumbashi	1094	1376	2470
Total	**3392**	**3473**	**6865**

Urbans Asylum seekers by country of origin

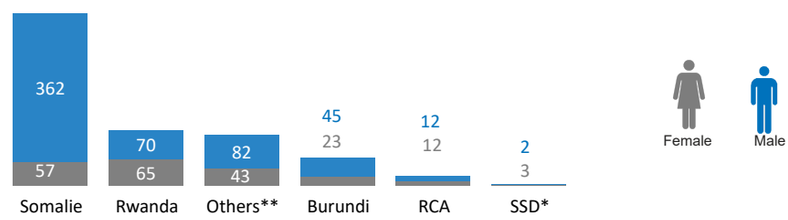

**Syrie(38), Angola(26), République du Congo,(10), Cameroun(11),..

Urbans refugees Profile

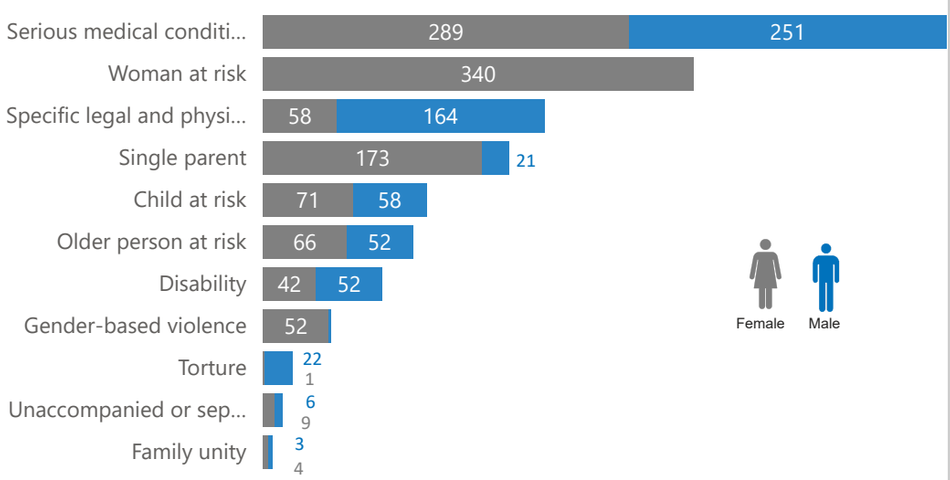

Individually recognized refugees living in the cities of Goma, Kinshasa, Lubumbashi and Bukavu are considered urban refugees in the DRCongo. Continuous registration is carried out in these areas. They are all in possession of identity documents issued by the government with UNHCR support.

Urbans Refugees by location by country of origin

Location	F	M	Tot
Bukavu	**673**	**621**	**1294**
Burundi	129	154	283
Rwanda	544	467	1011
Goma	**1090**	**945**	**2035**
Burundi	358	297	655
Ouganda	4	1	5
Rwanda	728	647	1375
Kinshasa	**535**	**531**	**1066**
Angola	72	66	138
Burundi	26	16	42
Congo	58	77	135
Erithrée	4	4	8
IND		1	1
Liberia	3	2	5
Ouganda	7	11	18
RCA	205	209	414
Rwanda	123	113	236
Sierra Leonne		1	1
SSD	32	26	58
SUD	1	3	4
Syrie	1		1
Tchad	3	2	5
Lubumbashi	**1094**	**1376**	**2470**
Angola	1	1	2
Burundi	609	840	1449
Congo	0	1	1
Cote d'ivoire	5	4	9
RCA	11	11	22
Rwanda	453	500	953
Somalie	9	9	18
Syrie	6	10	16
Total	**3392**	**3473**	**6865**

SSD: South Sudan

SUD: Sudan

RCA: Central African Republic

II. Central African Refugees and Asylum Seekers

Key Figures

208 484 Refugees and Asylum Seekers

150 999 Refugees and Asylum Seekers biometrically registered

208 433 Registered Refugees

51 Asylum Seekers

Age and Gender of Refugee Population

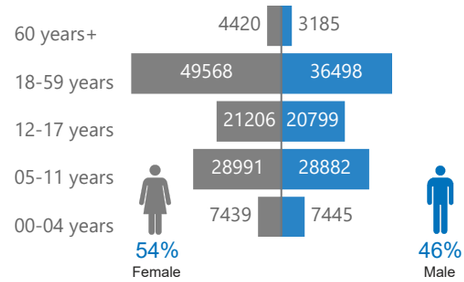

Age and Gender of Asylum Seekers

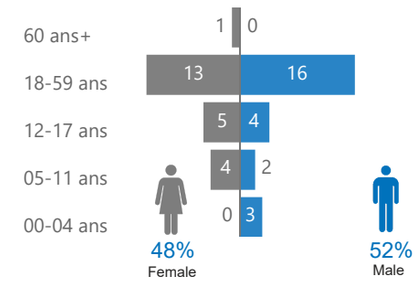

Central African Refugee Population by Type of Location

Rural	In settlements	Urban
157 549	50 448	436
75.59%	24.2%	0.2%

Central african Refugee in settlements

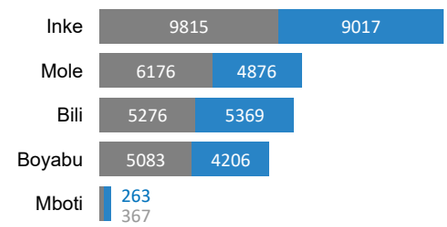

Refugees in the developpement pole

Location	F	M	Total
Modale	3408	2966	6374
nzakara	4803	3937	8740
sidi	2129	2043	4172
wenze	3273	2375	5648
Total	**13613**	**11321**	**24934**

Locations of Central African Refugee Population in DRC

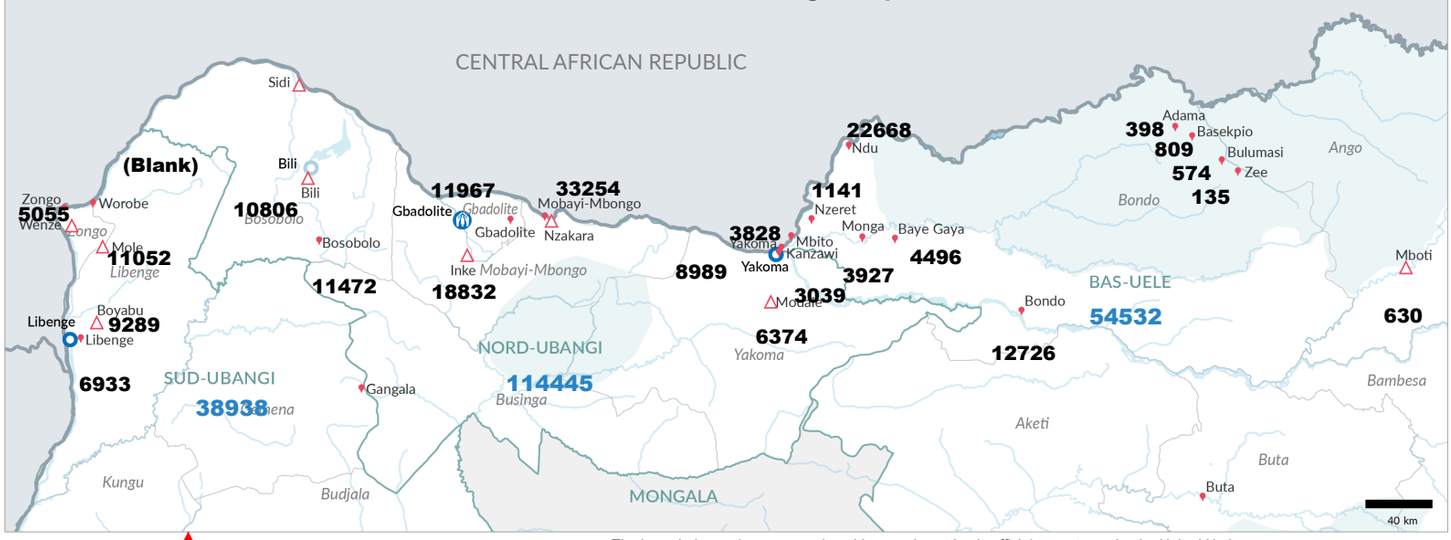

The boundaries and names used on this map do not imply official acceptance by the United Nations.

- Refugee Location
- Refugee Settlement
- UNHCR Sub-Office
- UNHCR Field-Office
- UNHCR Field-Unit
- International Boundary
- Provincial Border
- Other Countries
- Park
- Territorial Border

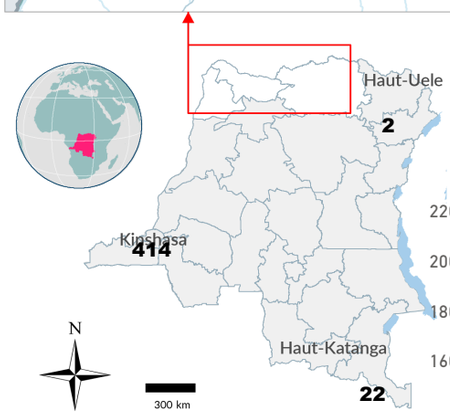

Central African Refugee Population Trend (2019 - 2024)

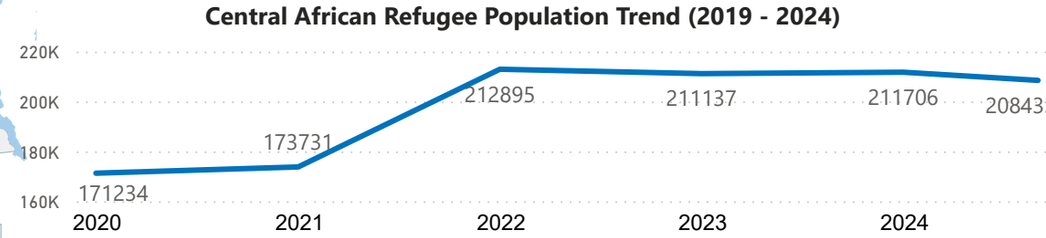

Comments about the figures of Central African refugees

208,484 Central African refugees and asylum-seekers in the DRC on 31/8/2024, i.e. **208,433** refugees and **51** asylum-seekers with government-issued identity documents issued by the government with UNHCR support. This represents an increase of 0.09% compared with July 2024 data after routine continuous registration activities.

III. South Sudanese Refugees and Asylum Seekers

Key Figures

55 924 Reugees and Asylum Seekers

32 661 Refugees and Asylum Seekers biometrically registered

54 945 Registered Refugees

979 Asylum Seekers

Age and Gender of Refugee Population

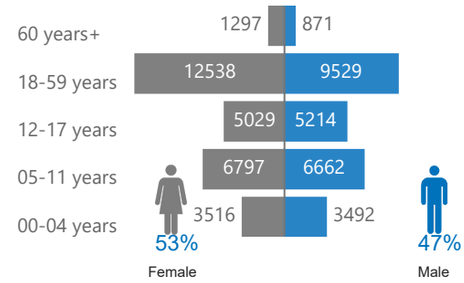

Age and Gender of Asylum Seekers

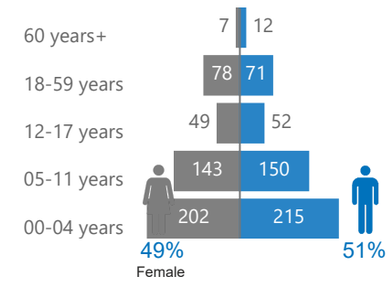

South Sudanese Refugee Population by Type of Location

Rural	In settlements	Urban
19 028	35 859	58
34.63%	65.26%	0.1%

South Sudanese Refugee in settlements

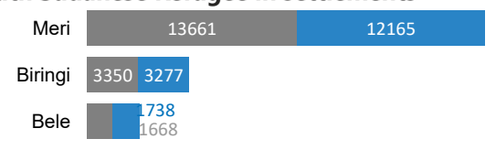

South Sudanese Urban refugee

Location	F	M	Total
Kinshasa	32	26	58
Total	**32**	**26**	**58**

Location of South Sudanese Refugees in DRC

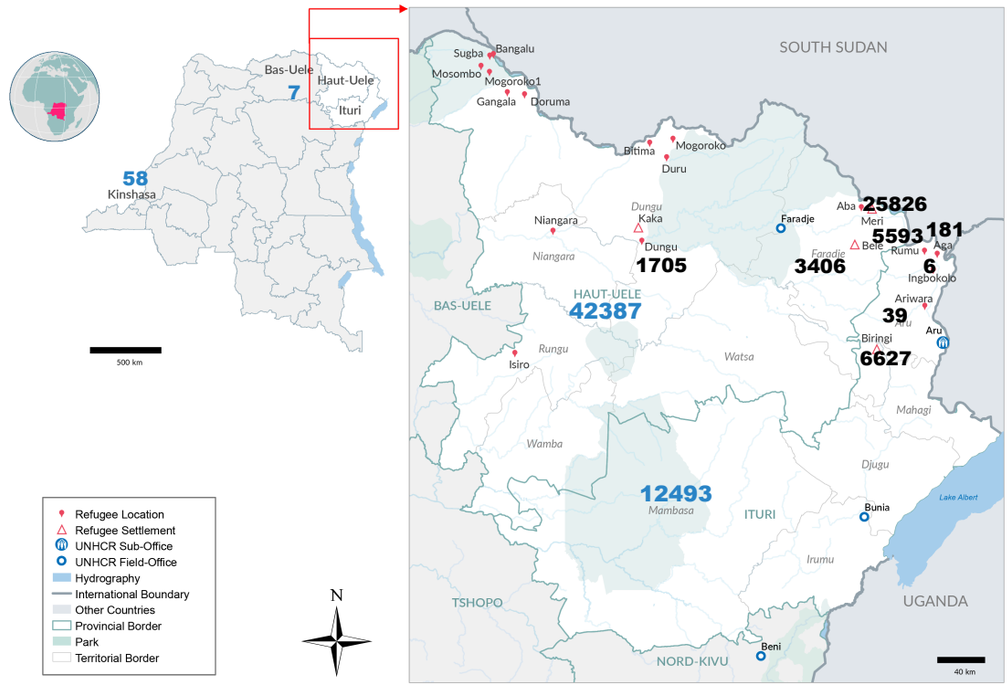

The boundaries and names used on this map do not imply official acceptance by the United Nations.

South Sudanese Refugee Population Trend (2019 - 2024)

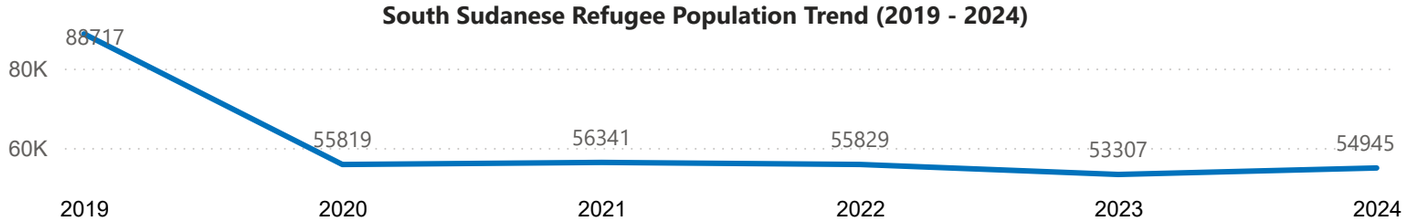

Comments about the figures of South Sudanese refugees

As at 31/8/2024 we have **55,924 S**outh Sudanese refugees and asylum seekers in the DRC with identity documents issued by the government with the support of the UNHCR. There has been a 9% increase in the number of refugees following recognition of the refugee status of refugee status of **4,507** South Sudanese asylum seekers.

IV. Burundian Refugees and Asylum Seekers

Key Figures

52 619 Refugees and Asylum Seekers

33 242 Refugees and Asylum Seekers biométrically registered

52 541 Registered Refugees

78 Asylum Seekers

Age and Gender of Refugee Population

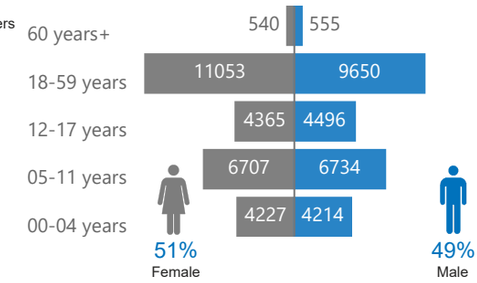

Age and Gender of Asylum Seekers

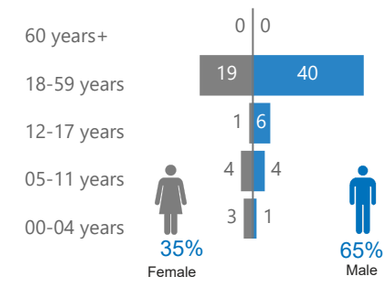

Burundian Refugee Population by Type of Location

Rural	In settlements	Urban
11 460	38 652	2 429
21.81%	73.57%	4.62%

Burundian Refugee in settlements

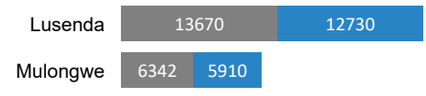

Burudian Urban refugee

Location	F	M
Lubumbashi	609	840
Goma	358	297
Bukavu	129	154
Kinshasa	26	16
Total	**1122**	**1307**

Location of Burundian Refugees in DRC

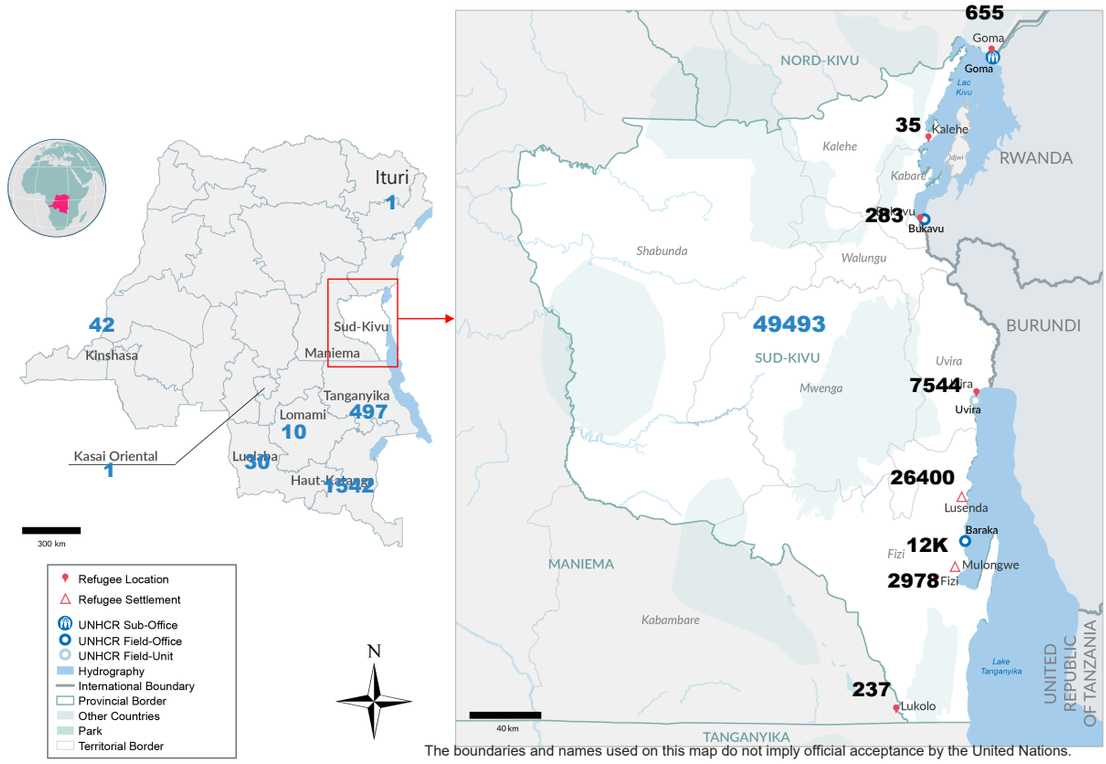

The boundaries and names used on this map do not imply official acceptance by the United Nations.

Burundian Refugee Population Trend (2019 - 2024)

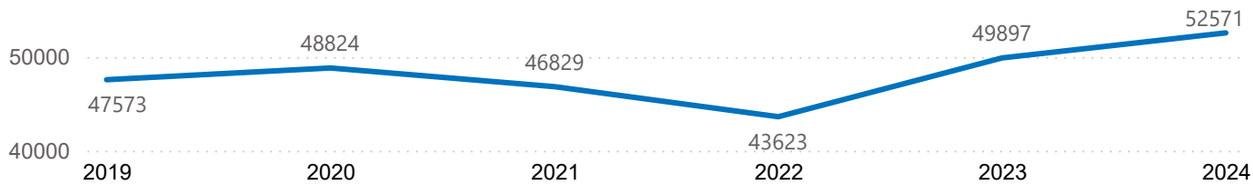

Comments about the figures of Burundian refugees

52,619 Burundian refugees and asylum-seekers in the DRC on 8/31/2024, including **52,549** refugees and **78** asylum-seekers. An increase an increase of 0.07% compared to July due to continuous registration during the month. All refugees and asylum-seekers hold identity documents issued by the government with technical support from UNHCR.

V. Rwandese Refugees and Asylum Seekers

Key Figures

206 956 Refugees and Asylum Seekers

75 281 Refugees and Asylum Seekers biométrically registered

206 771 Registered Refugees

185 Asylum Seekers

Age and Gender of Refugee Population

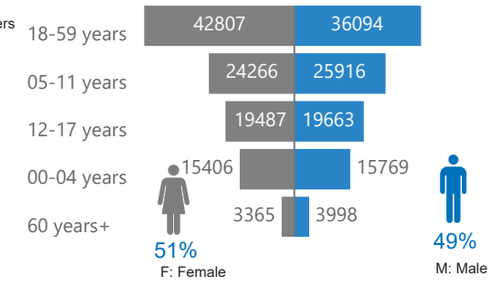

Age and Gender of Asylum Seekers

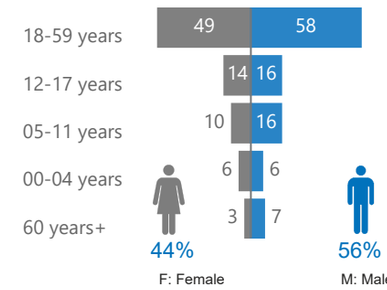

Rwandese Refugee Population by Type of Location

Rural	Urban
203 196	3 575
98.27%	1.73%

Refugee rwandese in province

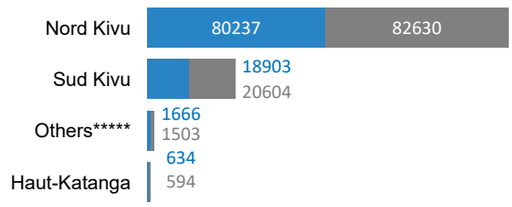

Rwandese Urban refugee

Localisation	F	M
Bukavu	544	467
Goma	728	647
Kinshasa	123	113
Lubumbashi	453	500
Total	**1848**	**1727**

Location of rwandese Refugees in DRC

The boundaries and names used on this map do not imply official acceptance by the United Nations.

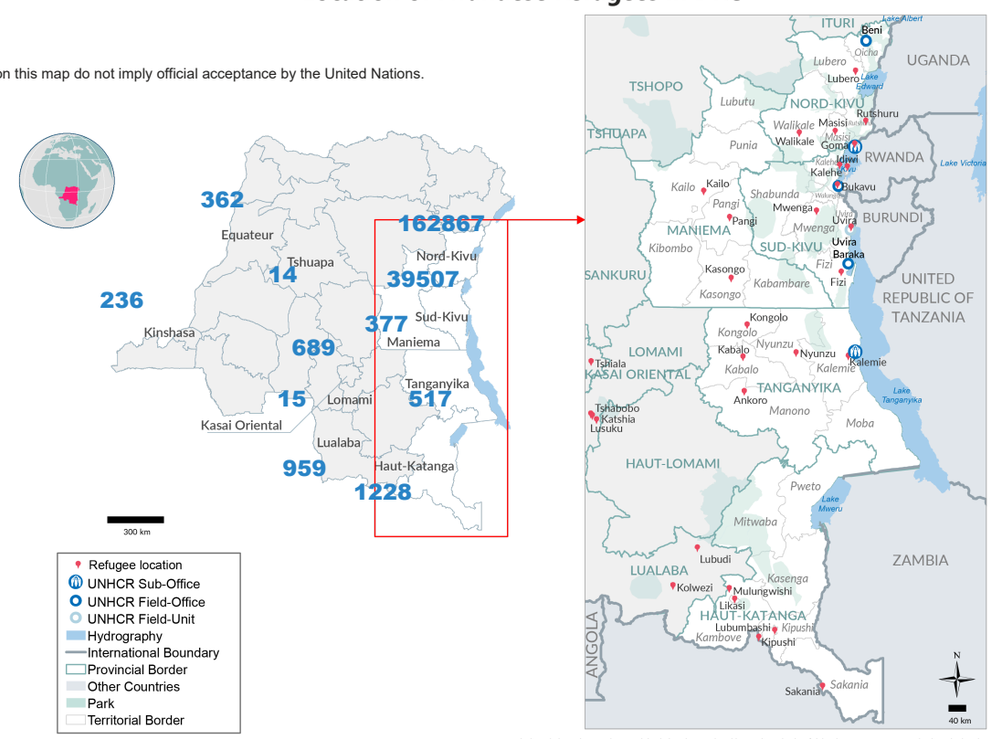

Date d'impression: 10 Jul 2023 **Sources:** UNHCR, RGC **Auteur:** UNHCR - Kinshasa **Feedback:** codkidrcim@unhcr.org **Nom du fichier:** COD_Map_RWA_30062023_A3

Rwandese Refugee Population Trend (2019 - 2024)

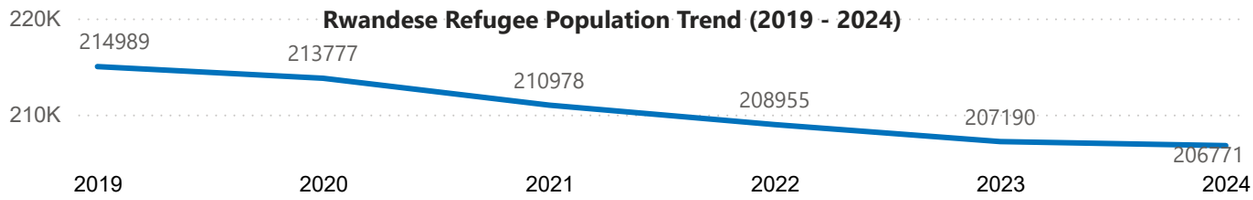

Comments about the figures of rwandese refugees

The presence of armed groups, military operations and inaccessibility in areas with a high concentration of refugees have made it difficult to finalize the registration of Rwandan refugees in the provinces of North and South Kivu. Ongoing registration is effective in accessible areas. The same applies to the repatriation of Rwandan refugees continues. Since the beginning of 2024, **711** Rwandans have been repatriated voluntary to their country.