UNHCR
The UN Refugee Agency

REGIONAL BUREAU FOR WEST AND CENTRAL AFRICA

OVERVIEW - FORCIBLY DISPLACED AND STATELESS PERSONS

AUGUST 2024

13.7 MILLION
FORCIBLY DISPLACED AND STATELESS PERSONS

Refugees	2.4 M
Asylum-seekers	0.2 M
Refugees returnees*	0.05 M
Internally displaced persons	8.2 M
Returned IDPs	1.6 M
Stateless persons & of undetermined nationality	0.9 M
Others of concern	0.3 M

Populations trends 2018 - 2024

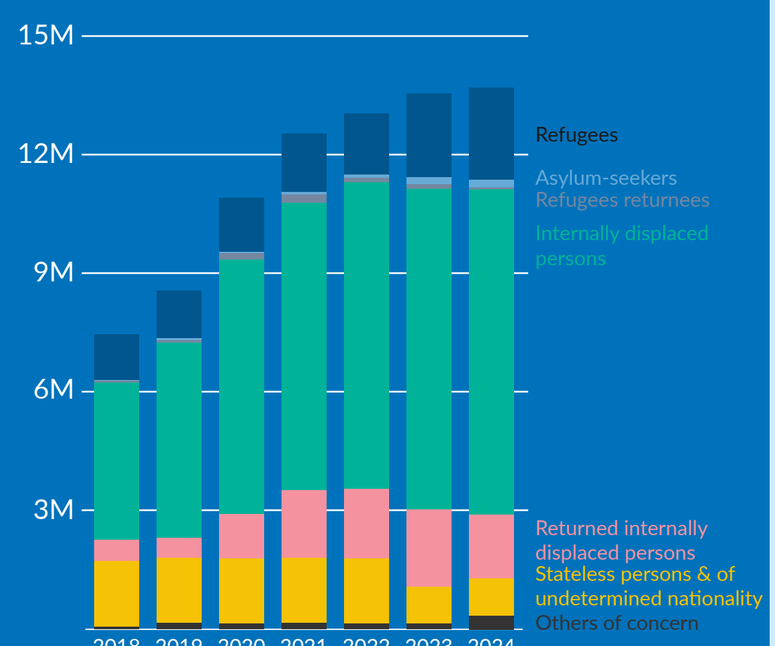

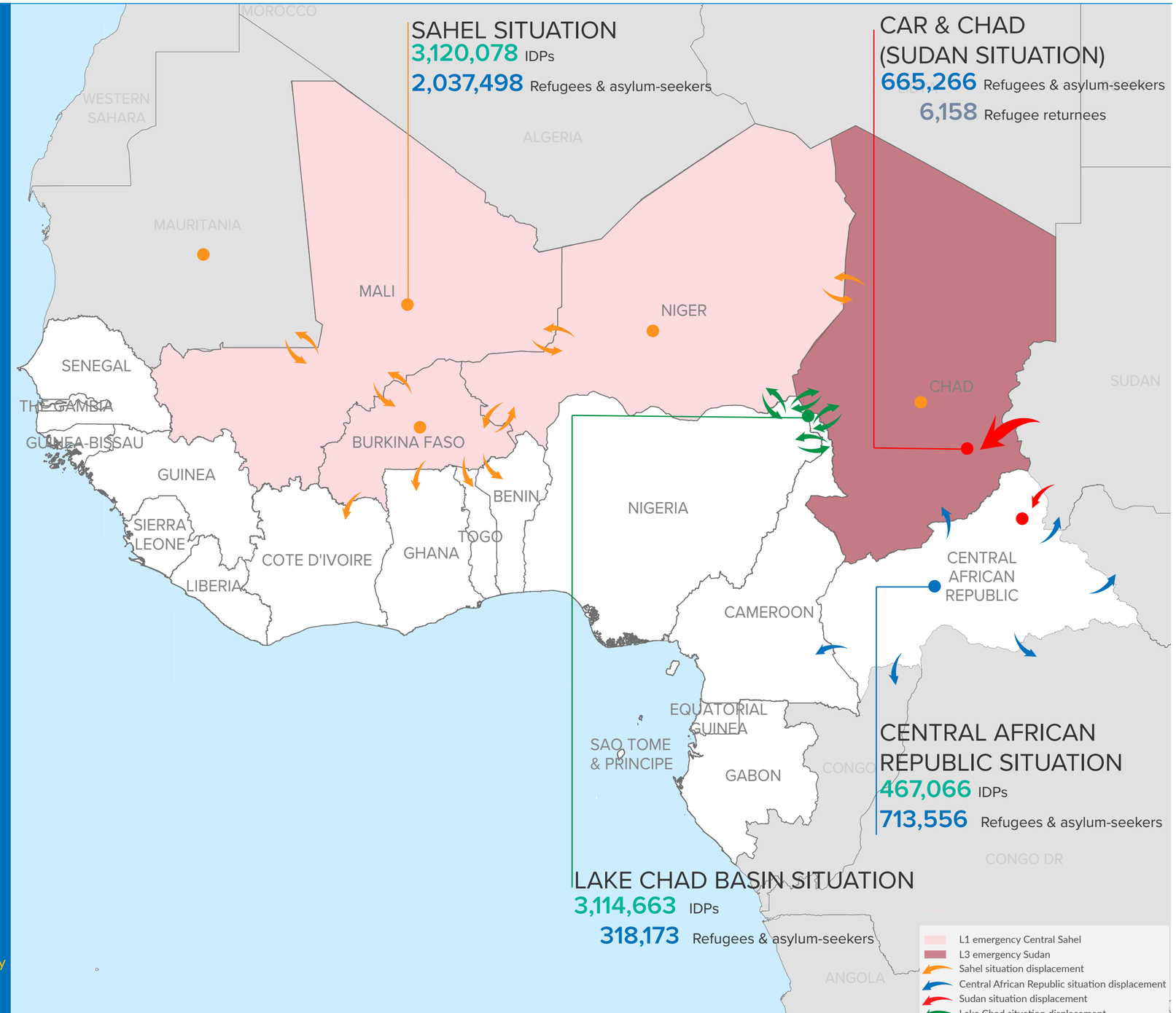

Source : Geographic data: UNCS. Population statistics: UNHCR Monthly Statistical Reports or latest available, IDP statistics from OCHA, IOM.
* The number of refugees returnees is cumulative from January 2024 to current month

The boundaries and names shown, and the designations used on this map do not imply official endorsement or acceptance by the United Nations

For more information, please contact rbwcadima@unhcr.org

UNHCR
The UN Refugee Agency

REGIONAL BUREAU FOR WEST AND CENTRAL AFRICA

OVERVIEW - FORCIBLY DISPLACED AND STATELESS PERSONS

AUGUST 2024

13.7 MILLION FORCIBLY DISPLACED & STATELESS PERSONS

UNHCR protects and assists forcibly displaced and stateless persons across the West and Central African region, including refugees, asylum seekers, internally displaced persons (IDPs), refugee and IDP returnees, stateless and of undetermined nationality persons. Protection and assistance are extended to additional groups, based on humanitarian and other special grounds.

2.6 MILLION REFUGEES & ASYLUM-SEEKERS

0.05 MILLION REFUGEES RETURNEES in 2024

8.2 MILLION INTERNALLY DISPLACED PERSONS

1.6 MILLION RETURNED INTERNALLY DISPLACED

0.9 MILLION STATELESS & OF UNDETERMINED NATIONALITY

0.3 MILLION OTHERS OF CONCERN

The current number of 2.6 million refugees and asylum seekers represents a significant increase of 20% increase from the number reported at the same period in 2023, mainly as a result of the ongoing crisis in Sudan and the deteriorating security situation in the Sahel, which has led thousands of persons to leave their country in search for safety and protection.
The decrease in Cameroon is due to the ongoing deactivation of those absent from verification.

The largest hosting refugee country in the region is Chad with 48% of the total population, followed by Cameroon with 18%. Sudan, the Central African Republic (CAR), and Nigeria are the main countries of origin, together accounting for 74% of the region's refugee population.

The estimated population is 153,585 refugees and asylum-seekers (36% are asylum-seekers) in the region.

Internally displaced persons represent the vast majority of the forcibly displaced population in the West and Central Africa region. Nigeria, Burkina Faso and Cameroon respectively host 44%, 25% and 13% of the total IDP population.

West Africa hosts over 931,073 persons who are stateless or of undetermined nationality, reported mainly in Côte d'Ivoire and Cabo Verde. Millions of people are reported to be at risk of statelessness across the region.

MAIN COUNTRIES OF ORIGIN

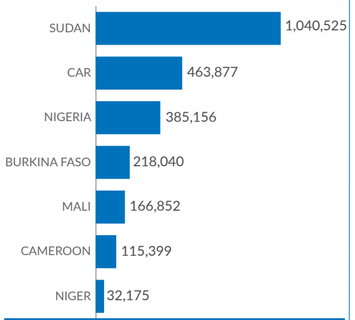

MAIN COUNTRIES OF ASYLUM

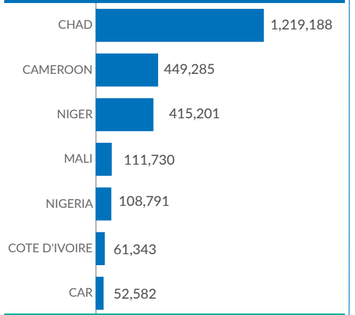

INTERNAL DISPLACEMENT

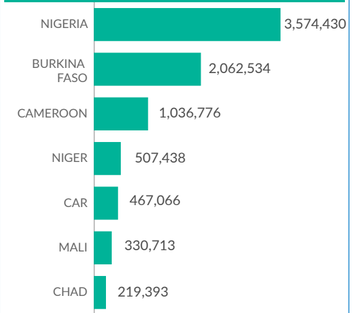

POPULATION TRENDS (last 6 months)

FORCIBLY DISPLACED AND STATELESS PERSONS BY COUNTRY

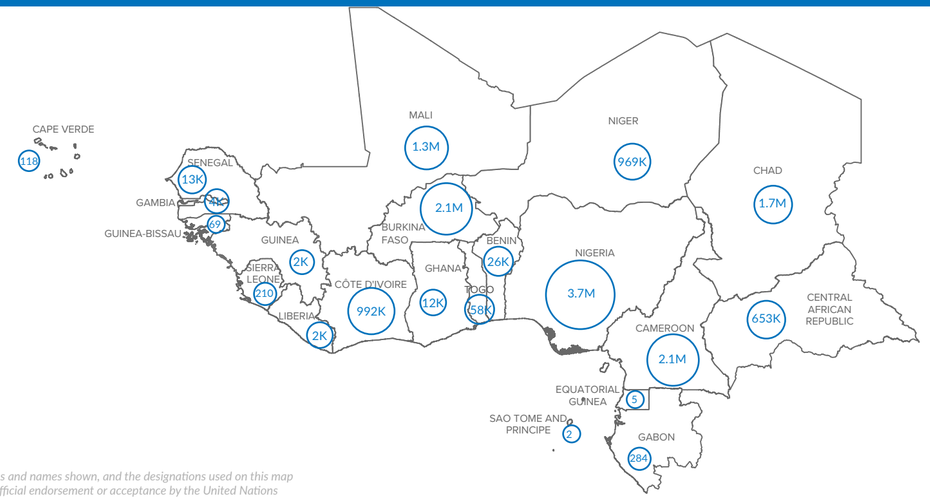

The boundaries and names shown, and the designations used on this map do not imply official endorsement or acceptance by the United Nations

	REFUGEES	ASYLUM SEEKERS	REF. RETURNEES	IDPs	RETURNED IDP	STATELESS	OTHERS	TOTAL
BENIN	16,219	923		8,785				25,927
BURKINA FASO	38,845	2,005		2,062,534				2,103,384
CAMEROON	435,987	13,298		1,036,776	658,544		864	2,145,473
CAPE VERDE		3				115		118
CAR	44,361	8,221	15,228	467,066	118,404**			653,280
CHAD	1,201,993	9,626		219,393			296,301***	1,727,313
COTE D'IVOIRE	2,359	58,984				930,958	94	992,395
GABON	193	82					9	284
GAMBIA	3,863	420						4,283
GHANA	7,091	5,034						12,125
GUINEA	2,187	57						2,244
GUINEA BISSAU	32	37						69
GUINEA EQUATORIAL	4	1						5
LIBERIA	1,169	675						1,844
MALI	111,479	251	1,463	330,713	848,866			1,292,772
NIGER	365,339	49,832		507,438			46,428	969,067
NIGERIA	74,614	34,177	32,405	3,574,430				3,715,626
SAO TOME & PRINCIPE		2						2
SENEGAL	11,850	1,090						12,940
SIERRA LEONE							210	210
TOGO	33,173	15,158		9,680				58,011
GRAND TOTAL	2,350,758	199,906	49,100	8,216,815	1,625,814	931,073	343,906	13,717,372

REFUGEE & ASYLUM-SEEKERS POPULATION PROFILE

CHILDREN

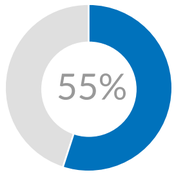

WOMEN & CHILDREN

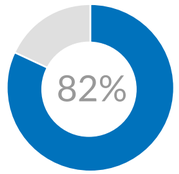

REFUGEES WITH SPECIFIC NEEDS

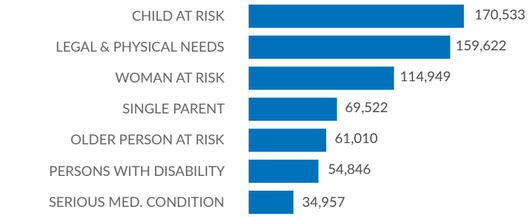

REFUGEES IN CAMPS

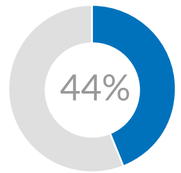

REFUGEES IN MAIN URBAN AREAS

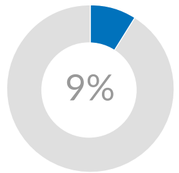

DEMOGRAPHICS

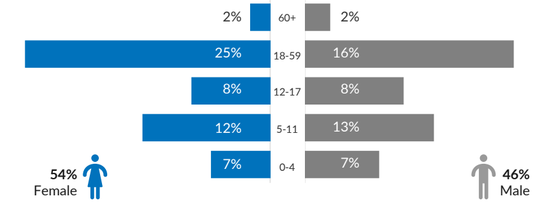

MAJOR AREAS OF DISPLACEMENT

CAR SITUATION

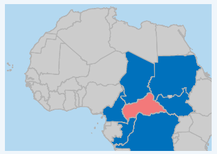

713,556 REFUGEES AND ASYLUM-SEEKERS

467,066 INTERNALLY DISPLACED PERSONS

The figures reported reflect the number of refugees from the Central African Republic in neighbouring countries (Cameroon, Chad, Congo, the Democratic Republic of Congo, Sudan, and South Sudan) and of the IDPs within the Central African Republic.

CAR & CHAD (SUDAN SITUATION)

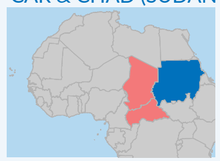

665,266 REFUGEES AND ASYLUM-SEEKERS

6,158 REFUGEE RETURNEES

The figures reported reflect the number of Sudanese refugees and asylum-seekers that arrived in the CAR and in Chad since the beginning of the current crisis in Sudan, in April 2023.

LAKE CHAD BASIN

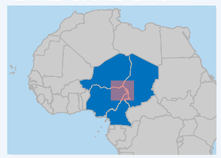

318,173 REFUGEES AND ASYLUM-SEEKERS

3,114,663 INTERNALLY DISPLACED PERSONS

The figures reported reflect the total number of IDPs and refugees in the Lake Chad Basin area, across Cameroon, Chad, Niger and Nigeria.

SAHEL SITUATION

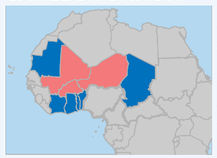

2,037,498 REFUGEES AND ASYLUM-SEEKERS

3,120,078 INTERNALLY DISPLACED PERSONS

The figures reported reflect the number of IDPs in Burkina Faso, Chad, Mali and Niger, as well as refugees dispersed throughout the Sahel region. They also include the number of refugees from the Central Sahel (Burkina Faso, Mali and Niger) and in the neighbouring coastal countries of Benin, Côte d'Ivoire, Ghana and Togo.

* The number of refugees returnees is cumulative from January 2024 to current month
** The number of returned IDP from CAR is cumulative from January 2024 to current month
*** The number of Others of concern in CHAD is the returned from abroad (Niger, CAR and Sudan), at risk of statelessness

Creation date: 15.09.2024, Sources: Geographic data: UNCS. Population statistics: UNHCR Monthly Statistical Reports or latest available, IDP statistics from OCHA, IOM. Statistics should be considered provisional and subject to change. For more information, please contact UNHCR RBWCA DIMA <rbwcadima@unhcr.org>