MULTI-COUNTRY OFFICE (MCO) CÔTE D'IVOIRE
GHANA : MONTHLY STATISTICS

As of 31 August 2024

12,125 FORCIBLY DISPLACED PERSONS
7,091 REFUGEES*
5,034 ASYLUM SEEKERS*

(*) Individually registered in the database(proGres V4)

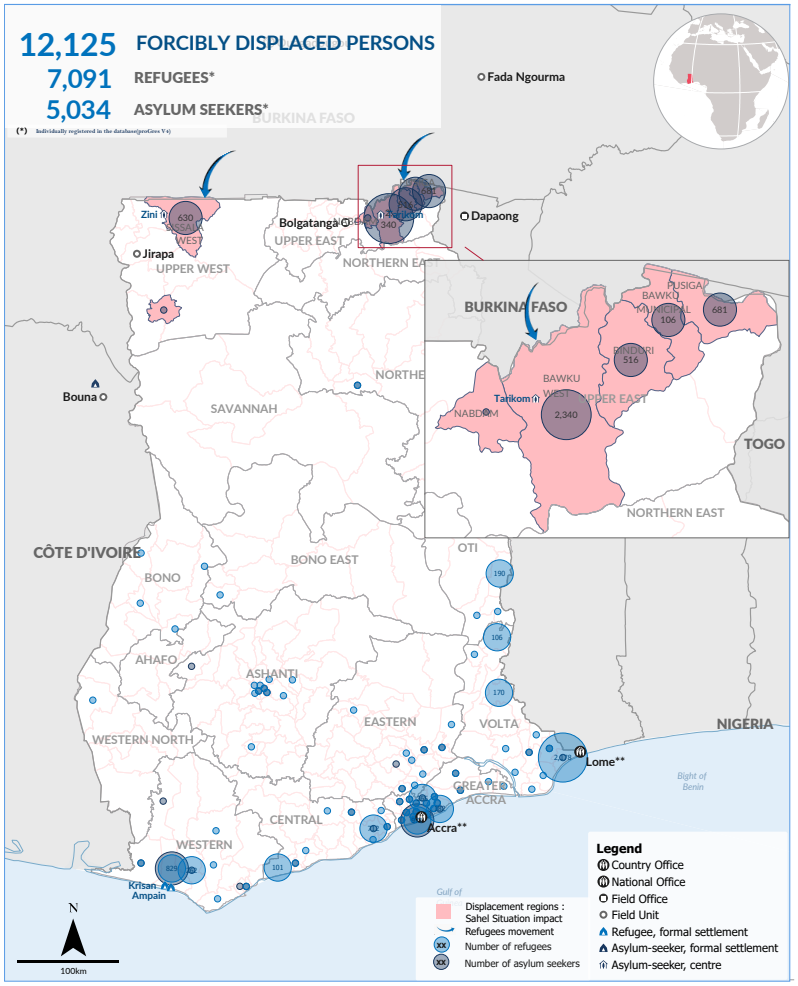

The boundaries and names shown and the designations used on this map do not imply official endorsement or acceptance by the United Nations.

POPULATION TREND (SINCE JANUARY 2024)

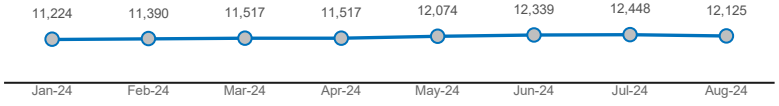

STATISTICS OF REFUGEES AND ASYLUM SEEKERS

AGE AND GENDER BREAKDOWN

64% Women & Children

36% Children (0-17 years)

59% Adult (18 – 59 years)

5% Elderly (60+)

*Refugees and asylum seekers

REFUGEE AND ASYLUM SEEKERS POPULATION BREAKDOWN BY REGION

REGION	FEMALE						MALE						GRAND TOTAL
	00 - 04 years	05 - 11 years	12 - 17 years	18 - 59 years	60+ years	TOTAL FEMALE	00 - 04 years	05 - 11 years	12 - 17 years	18 - 59 years	60+ years	TOTAL MALE	
BAWKU WEST	198	328	165	672	66	1,429	227	295	125	231	34	912	2,341
KETU SOUTH	-	102	153	647	87	989	1	104	134	834	118	1,191	2,180
ACCRA METROPOLIS	29	27	46	258	6	366	31	45	45	608	28	757	1,123
ELLEMBELLE	35	59	51	249	15	409	44	58	57	418	20	597	1,006
GOMOA EAST	2	24	34	282	31	373	6	36	42	254	19	357	730
SISSALA WEST	75	84	51	161	3	374	82	95	35	115	10	337	711
PUSIGA	64	90	50	202	7	413	46	88	37	82	15	268	681
BINDURI	32	57	46	143	14	292	38	93	44	36	13	224	516
OTHERS	51	160	162	831	71	1,275	39	157	169	1,107	90	1,562	2,837
GRAND TOTAL	486	931	758	3,445	300	5,920	514	971	688	3,685	347	6,205	12,125

In Ghana , **57%(7,098)** of forcibly displaced persons received refugee legal status,The rest of the forcibly displaced population are asylum seekers represent **43%(5,350).**

POPULATION BREAKDOWN AGE/GENDER*

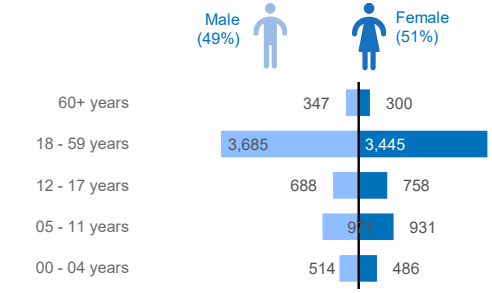

*Refugees and asylum seekers

PERSONS WITH SPECIFICS NEEDS

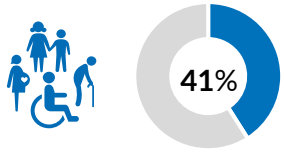

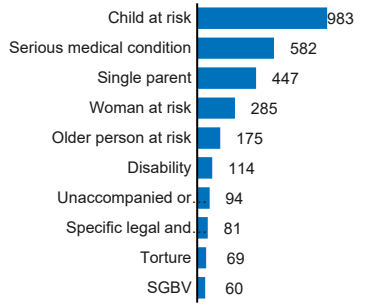

41% of the population of refugees in Ghana have at least one specific need. A total of 983 children are at risk that affecting their quotidian live and at least 582 individuals lives in serious medical conditions.

COUNTRY OF ORIGIN

REFUGEES

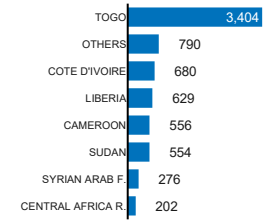

ASYLUM SEEKERS

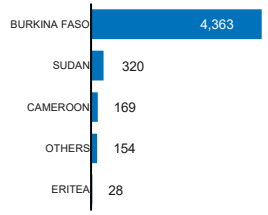

CHILDREN AT SCHOOL AGE BY REGION

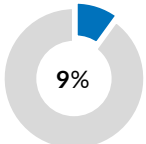

9% of the overall refugees in Benin are children at school-age. VOLTA and WESTERN are regions where more than 62% of refugee's children at school age live.

REGION	FEMALE	MALE	TOTAL
KETU SOUTH	183	167	350
ELLEMBELLE	81	68	149
BAWKU WEST	55	65	120
GOMOA EAST	32	43	75
ACCRA METROPOLIS	33	27	60
KADJEBI	22	28	50
NZEMA EAST	25	21	46
OTHERS	55	72	127
GRAND TOTAL	486	491	977

SOCIO-ECONOMIC STATISTICS

MAIN OCCUPATION(ADULT)*

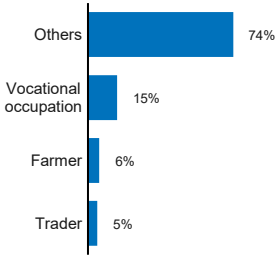

MAIN EDUCATION LEVEL (ADULT)

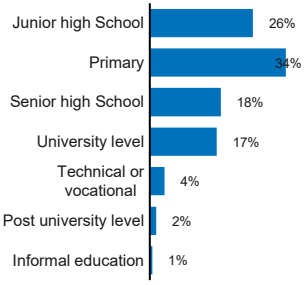

MAIN ETHNICITIES

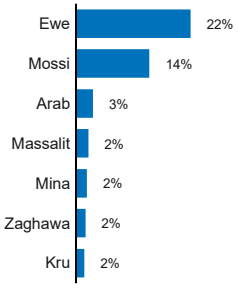

* All data are aggregated within those categories

POPULATION DISTRIBUTION

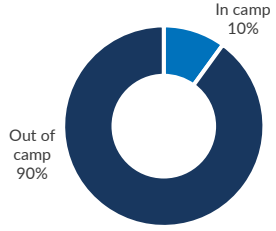

Sources : UNHCR proGres – 2024, Ghana Refugee Board

For more information, please contact : DIMA Unit of MCO Côte d'Ivoire (kamdem@unhcr.org)

Updated on 09 September 2024