SOMALIA

Internal Displacements Monitored by Protection & Solutions Monitoring Network (PSMN)

August 2024

View the interactive dashboard here: http://prmn-somalia.unhcr.org/

TOTAL DISPLACEMENTS

23,000 in Aug | **342,000** (Jan - Aug 2024) | **2,949,000** (Jan - Dec 2023)

The UNHCR-led PSMN implemented in partnership with NRC reported **23,000** internal displacements in the month of August 2024. Out of these, **8,000** were caused by conflict or insecurity, **1,000** were drought related and **1,000** were displaced by floods. **13,000** were displaced due to other reasons

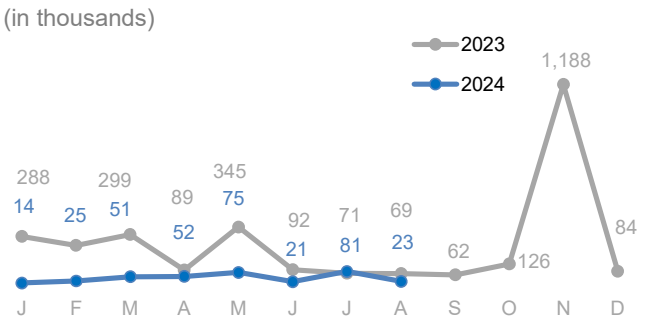

BY REGION (Jan - Aug 2024)

	DEP	ARR
Awdal	670	670
Bakool	14,620	11,050
Banadir	1,740	23,570
Bari	14,340	16,950
Bay	44,280	28,210
Galgaduud	3,150	12,690
Gedo	70,010	80,520
Hiraan	56,810	55,030
Lower Juba	49,100	54,350
Lower Shabelle	23,250	6,420
Middle Juba	18,930	22,400
Middle Shabelle	9,850	6,690
Mudug	21,840	8,520
Nugaal	6,280	8,410
Sanaag	2,020	1,580
Sool	3,270	3,300
Togdheer	1,660	1,290
Woq. Galbeed	140	350

BY DISTRICT (Jan - Aug 2024)

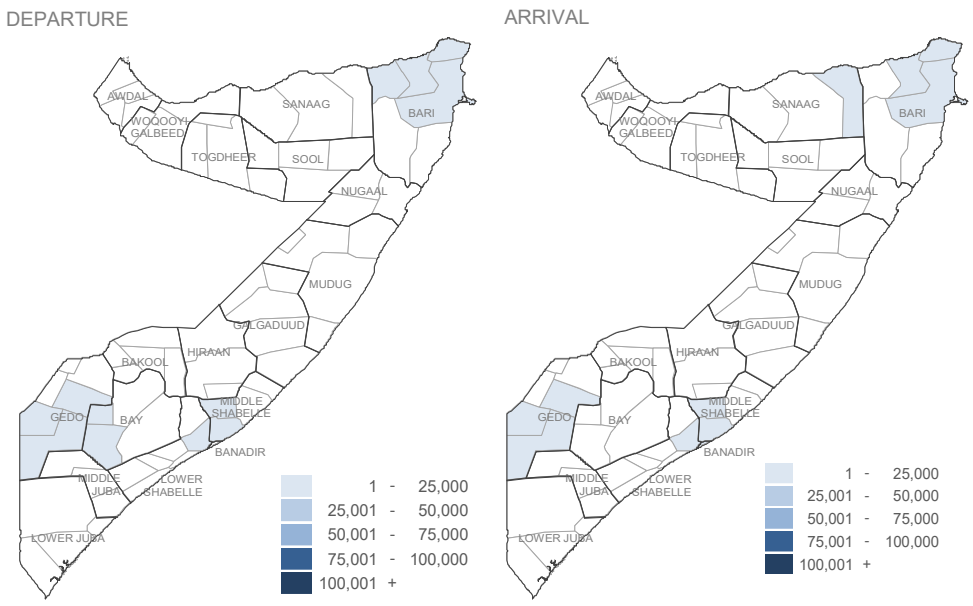

CONFLICT / INSECURITY DISPLACEMENTS

8,000 in Aug | **158,000** (Jan - Aug 2024) | **654,000** (Jan - Dec 2023)

Major displacement arrivals in August 2024 due to Conflict/Insecurity occurred in **Afmadow** (1400) in Lower Juba region and **Banadir** (1000) district.

Major displacement departures in August related to Conflict/Insecurity occured in **Lower Juba** (1500) and **Middle**

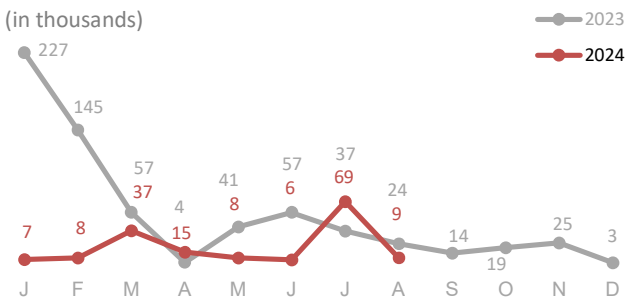

BY REGION (Jan - Aug 2024)

	DEP	ARR
Awdal		
Bakool	7,520	5,840
Banadir	240	14,390
Bari	500	760
Bay	17,830	11,640
Galgaduud	2,260	11,980
Gedo	49,910	60,250
Hiraan	4,950	3,310
Lower Juba	21,760	25,760
Lower Shabelle	14,990	5,190
Middle Juba	15,460	9,350
Middle Shabelle	4,570	3,320
Mudug	16,000	2,950
Nugaal	70	2,530
Sanaag	230	10
Sool	1,480	1,140
Togdheer	430	330
Woq. Galbeed		

BY DISTRICT (Jan - Aug 2024)

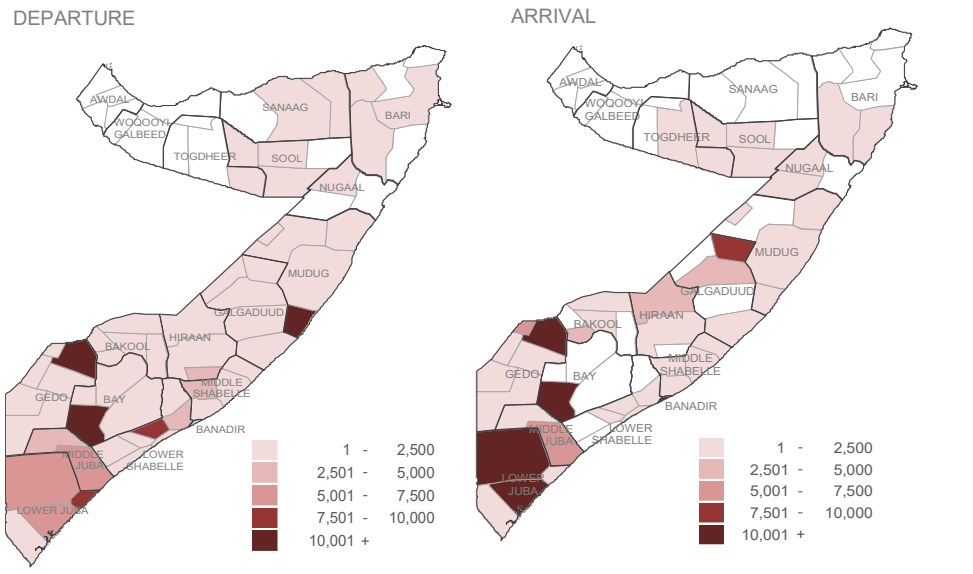

DROUGHT RELATED DISPLACEMENTS

1,000 in Aug | **3,000** (Jan - Aug 2024) | **529,000** (Jan - Dec 2023)

The highest displacement arrivals due to drought in August 2024 occurred in **Belet Weyne** district (670) in Hiraan region.

The highest diplacement departures owing to drought occurred in **Jalalaqsi** (130) and **Bulo Burto** (120) districts in Hiraan.

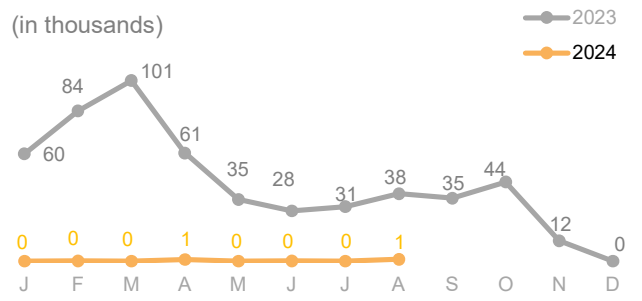

BY REGION (Jan - Aug 2024)

	DEP	ARR
Awdal	13	13
Bakool	711	561
Banadir	23	240
Bari	502	583
Bay	128	14
Galgaduud	83	
Gedo		
Hiraan	269	669
Lower Juba		
Lower Shabelle	318	31
Middle Juba	4	4
Middle Shabelle	59	
Mudug	5	5
Nugaal	68	
Sanaag	214	289
Sool	177	147
Togdheer	73	27
Woq. Galbeed		64

BY DISTRICT (Jan - Aug 2024)

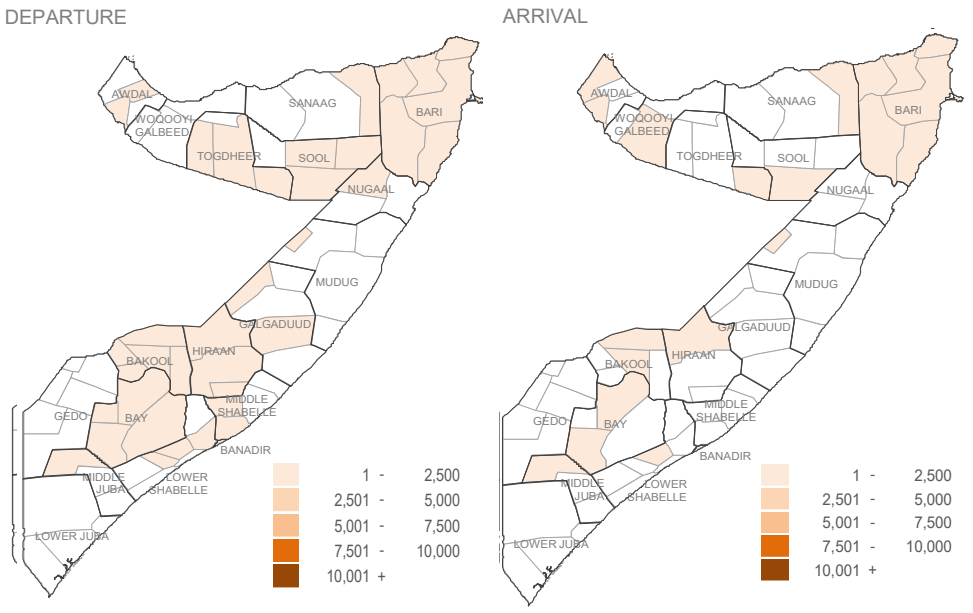

FLOOD DISPLACEMENTS

1,000 in Aug | **124,000** (Jan - Aug 2024) | **1,697,600** (Jan - Dec 2023)

In August, the highest displacement arrivals due to floods were recorded in **Baardheere** (430) district in Gedo region

Similarly, the highest displacement departures due to floods were also recorded in **Baardheere** district (410) in Gedo.

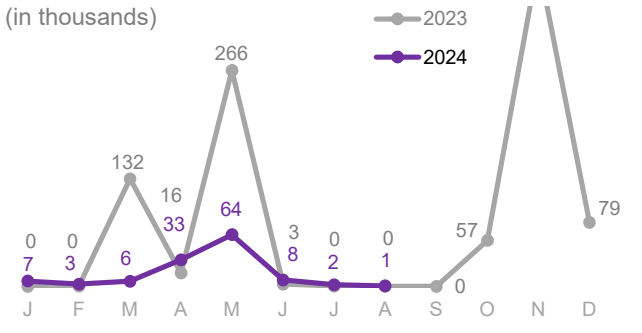

BY REGION (Jan - Aug 2024)

	DEP	ARR
Awdal		
Bakool	850	10
Banadir	740	5,540
Bari	270	270
Bay	13,750	8,430
Galgaduud		
Gedo	15,330	16,490
Hiraan	50,850	50,700
Lower Juba	27,010	28,240
Lower Shabelle	3,410	10
Middle Juba	2,960	7,050
Middle Shabelle	4,940	3,340
Mudug	2,180	2,180
Nugaal	1,600	1,600
Sanaag	10	10
Sool		
Togdheer		
Woq. Galbeed	30	30

PRIORITY NEED ON ARRIVAL (Aug in %)

Awdal								
Bakool	99			1				
Banadir	43	16	34	7				
Bari	29		46	25				
Bay	100							
Galgaduud								
Gedo	100							
Hiraan	40		60	1				
Lower Juba	81		3	16				
Lower Shabelle	87			13				
Middle Juba	91	8	1					
Middle Shabelle	10		90					
Mudug	35		23	39			3	
Nugaal	47	4	42	6				
Sanaag	28	23	13	25			10	
Sool		9	91					
Togdheer	48	52						
Woq. Galbeed		15	85					

AGE & GENDER (2024)

Female	Age	Male
14%	0-4	13%
11%	5-11	13%
8%	12-17	10%
15%	18-59	11%
1%	60+	2%

Women & chidren 86%

Disaggregated data for displaced persons are based on those displacement reports where data has been collected at household level during the year.

NEED

Food	Protection
Water	Livelihood
Shelter	Humanitarian Aid
Health	Transport
Other	

About PRMN

The PSMN (Protection & Solutions Monitoring Network) is a UNHCR-led project which identifies and reports on displacements (including returns) of populations in Somalia. The network also identifies and reports on protection risks and incidents underlying such movements. Only figures collected by PSMN are reported above. Not all displacements in Somalia are captured. This dashboard should be read in conjunction with the Notes on PSMN Methodology (https://data2.unhcr.org/en/documents/details/53888) which outline the approach and certain limitations. The figures shown are for numbers of individuals and are based on interviews with key informants and/or displaced hoseholds at destination (unless otherwise noted). Further information and datasets available on request use contact below.

Partner

NRC NORWEGIAN REFUGEE COUNCIL

UNHCR is grateful for the generous contributions of donors who have directly contributed to the UNHCR Somalia operation in 2024

Internal Displacement Solutions Fund | From the People of Japan | USA for UNHCR The UN Refugee Agency