UNHCR Representation in South Sudan

# Population Overview

## Registration Summary

| Legal status | Country of Origin | Office | Report Year/Month |
|---|---|---|---|
| All | All | All | 8/2024 |

As of August 31st, 2024, South Sudan hosts a significant refugee and asylum seeker population. The registered refugee count is 489,237 individuals across 118,072 households, with an additional 5,250 individuals registered as asylum-seekers in 3,820 households. This totals to 494,487 individuals across 121,892 households in 23 locations throughout the country. Most refugees are Sudanese, comprising 95% of the total refugee population (463,062 individuals). Other significant refugee populations include those from the Democratic Republic of Congo (3%), Ethiopia (0.5%), the Central African Republic (0.5%), Eritrea (0.5%), and other nationalities. Notably, about half (51%) of the refugees are female, and women and children together make up 80% of the total refugee population. Among the refugees, 40% are aged between 18 and 59, and 57% are children (0–17 years old). Most refugees are located in Upper Nile and the Unity States, accounting for 87% of the total refugee population.

### Registered by sex

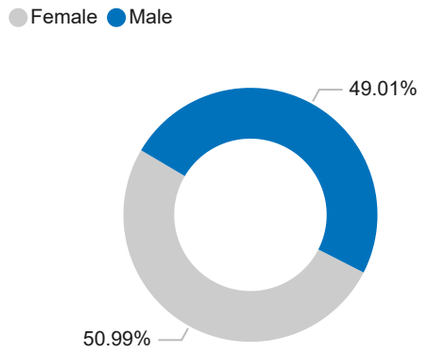


### Registered by age cohort and sex

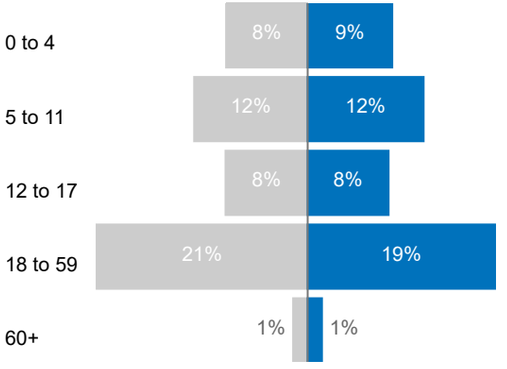


## Key Figures

| 489,237 | 118,072 | 5,250 | 3,820 | 313,613 |
|---|---|---|---|---|
| #individuals | #households | #individuals | #households | Enrolled |
| Refugee | Refugee | Asylum-Seeker | Asylum-Seeker | Biometric |

### Population per Camp/Settlement

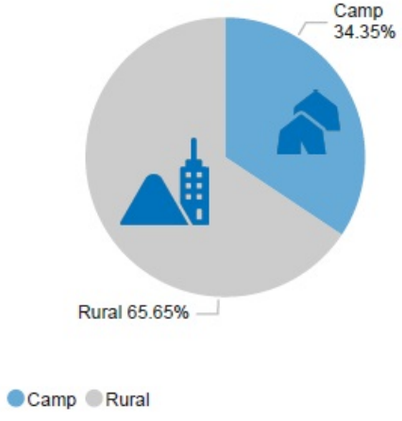


### New Registration Trend 2024

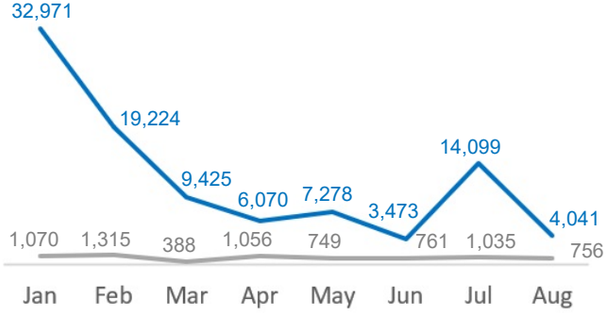


| 52,088 | 80% | 57% |
|---|---|---|
| Has SPN | Children & Women | Children |

### Refugee per Location Nationality

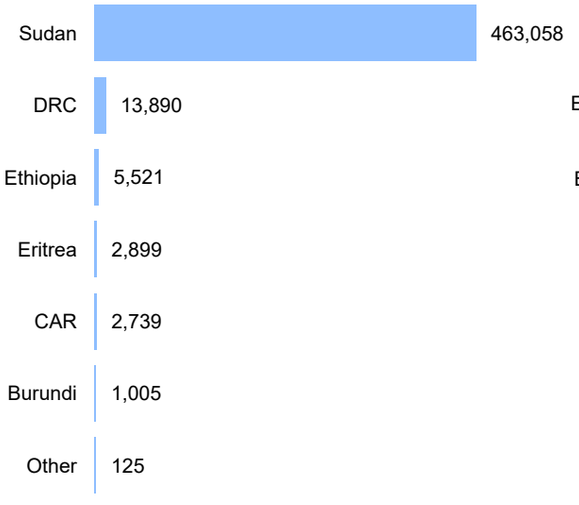


### Asylum-Seekers per Nationality

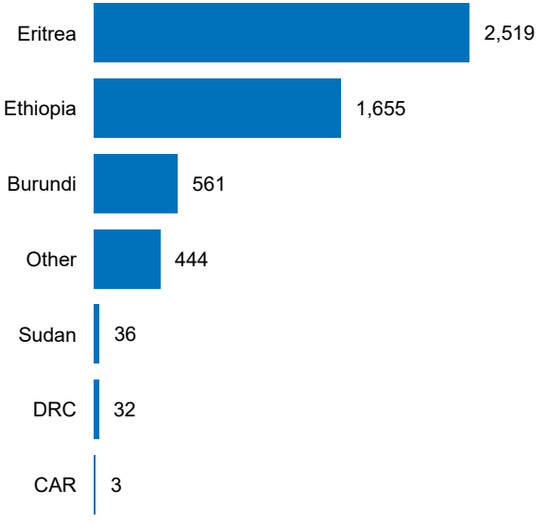

UNHCR Representation in South Sudan

# Population by Asylum Address

| Legal status | Country of Origin | Office | Report Year/Month |
|---|---|---|---|
| All | All | All | 8/2024 |

## Refugee per Location

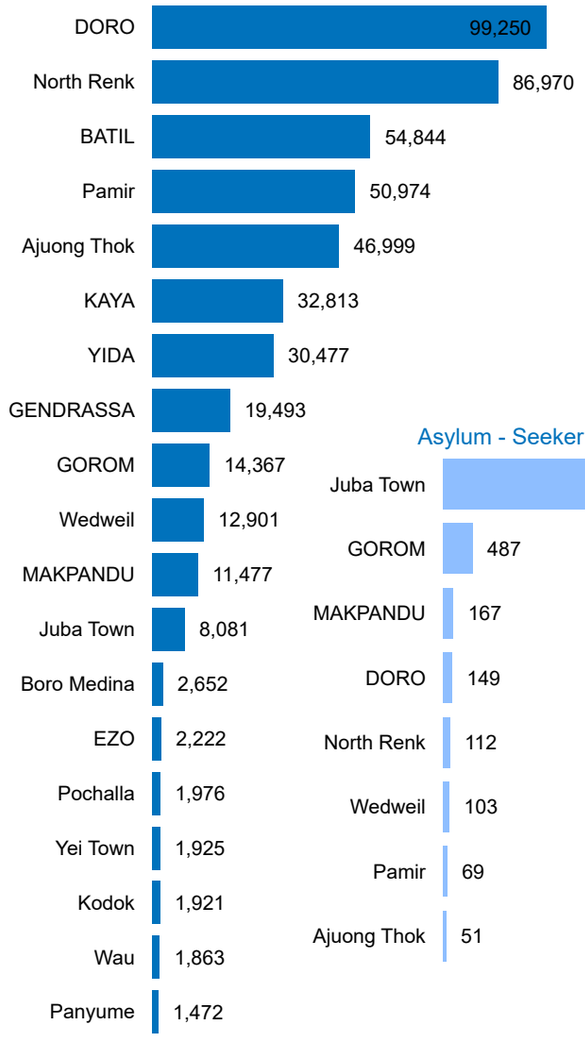


## Asylum - Seeker per Location

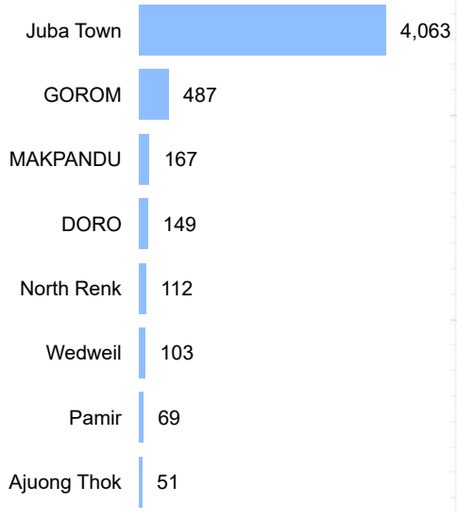


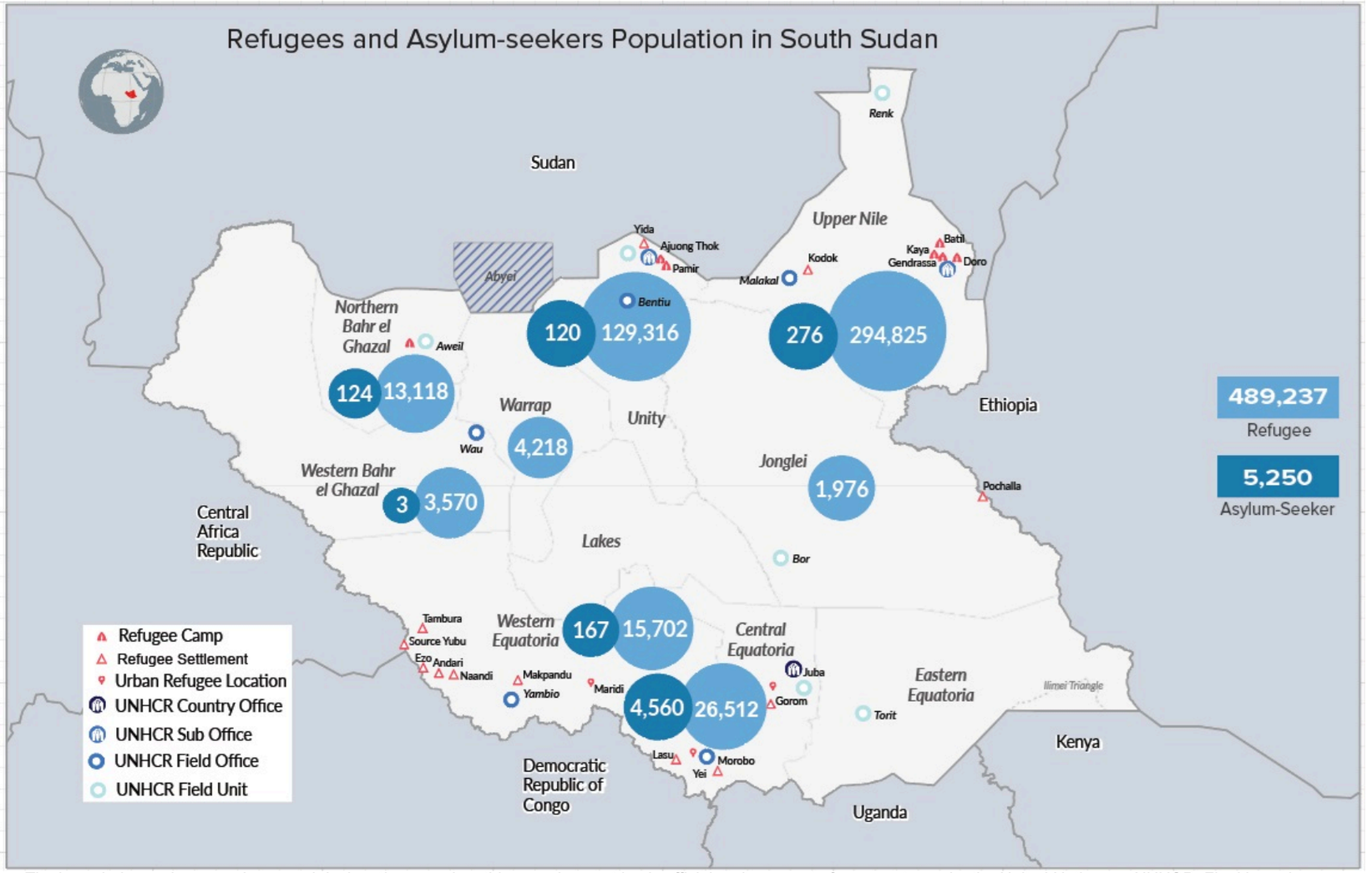


*The boundaries and names shown and designations used on this map does not imply official endorsement of or acceptance by the United Nations or UNHCR. Final boundary between the Republic of Sudan and the Republic of South Sudan and final status of Abyei area are not yet determined.*

UNHCR Representation in South Sudan

# Socioeconomic profile

## Highest Education Level

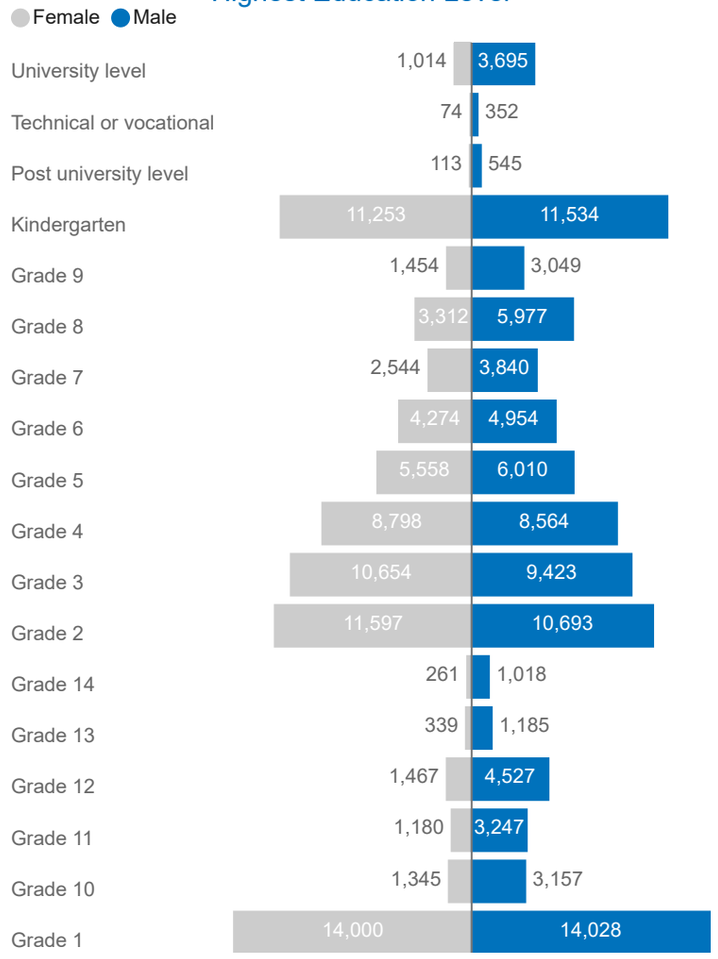


## Persons with specific needs by age and sex

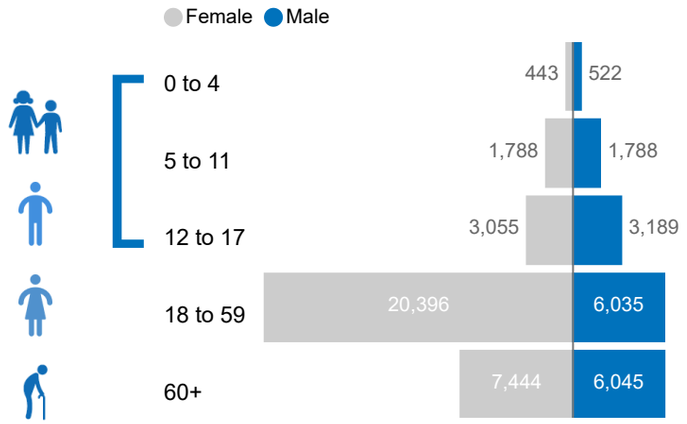


## Professional Skill Top (10)

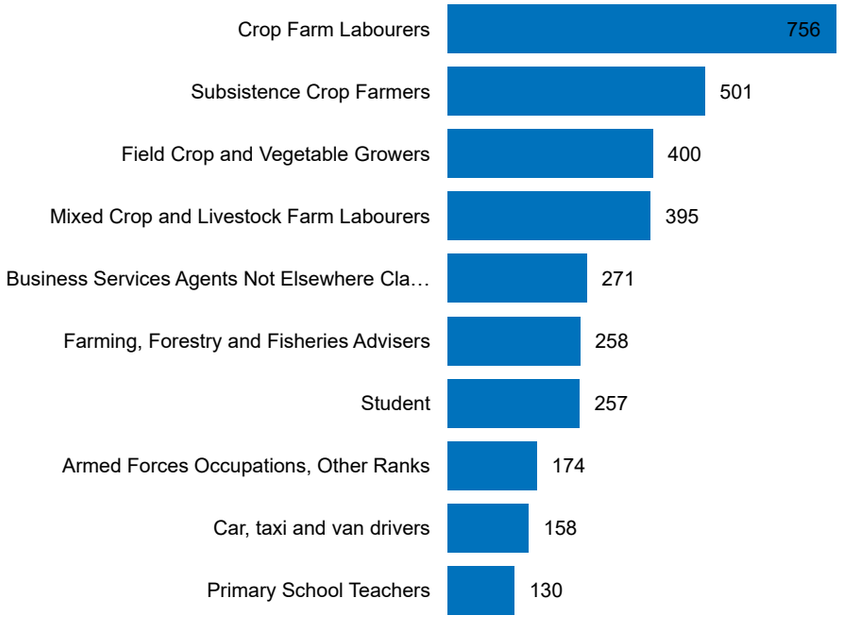


## Marital Status

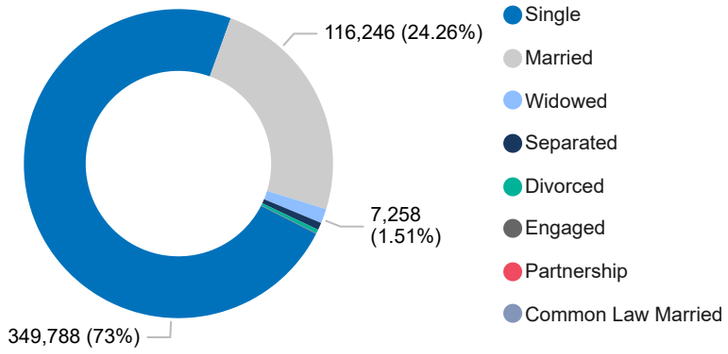


## Breakdown of specific needs (Top 7)

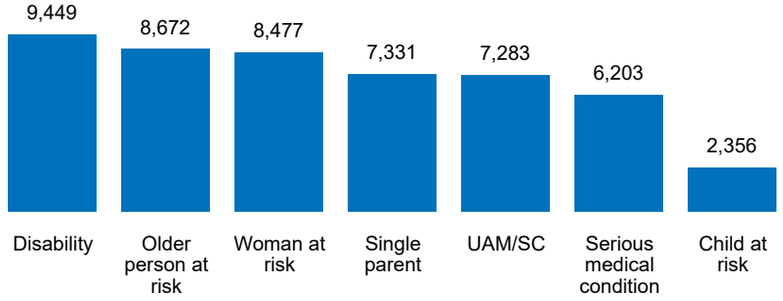


## Socioeconomic Summary

Based on the 489,237 refugees and asylum-seekers registered, women outnumber men, most holding secondary education yet struggling to find work beyond subsistent farming and field labor. Young adults stand as the majority, grappling with the challenges of unemployment and single parenthood. This glimpse of their socio-economic profile hints at their resilience, with every statistic bearing witness to a life uprooted, yearning for the stability of formal employment and a secure future

* *Marital status and work experience is only applicable to registered individuals above 18 years.*

Registration Year/Month

**Publish Date: 03 Sept 2024**

**Source**: proGres

**Feedback:** SSDJUODM@unhcr.org