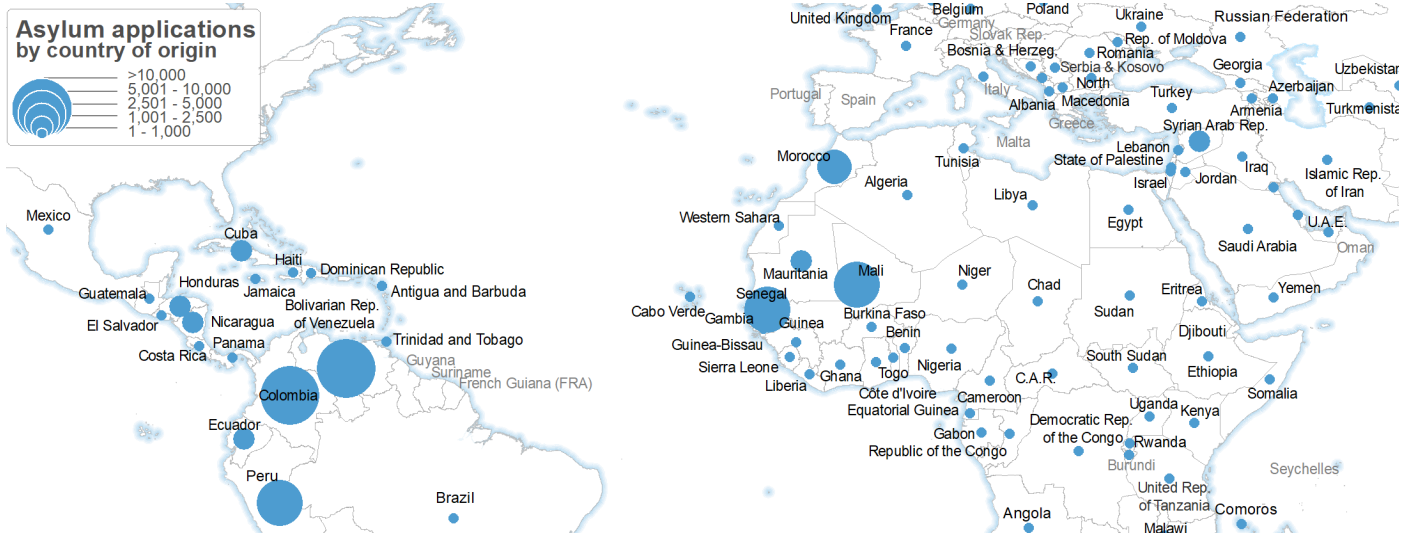


# SPAIN ASYLUM APPLICATIONS

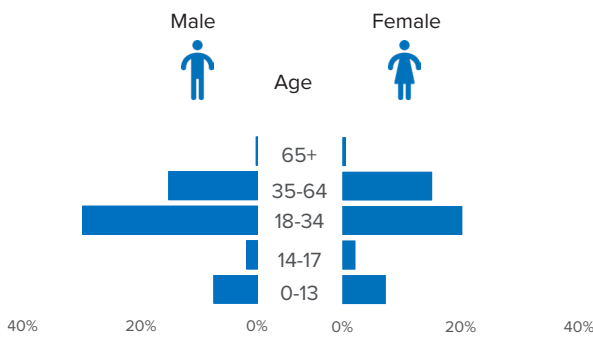
1 Jan - 31 Aug 2024



**111,463** New asylum app. until 31 Aug 2024 -0.1% Dif. 2023 **13%** Recognition rate **54%** Protection rate<sup>1</sup> **254,030** Total Pending app.<sup>2</sup> 765% Dif. 2023

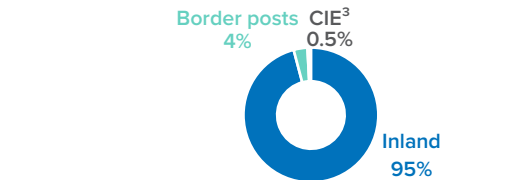
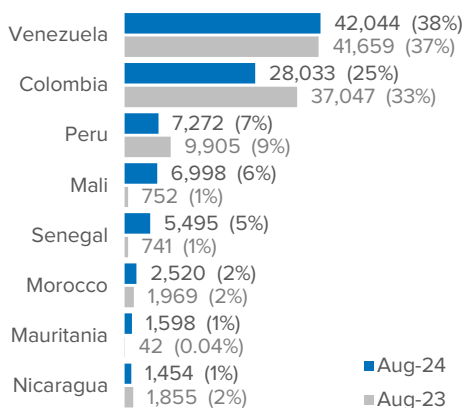
Percentage of asylum applications by gender and age<sup>2</sup>

Main provinces of asylum applications

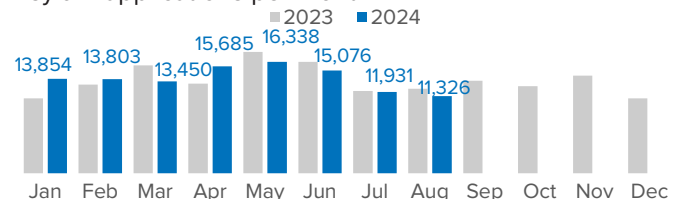


Most common nationalities of asylum applicants

Asylum applications by place of submission




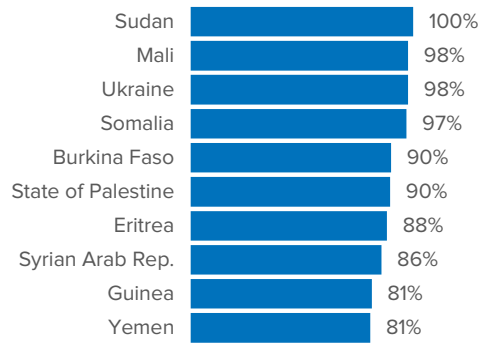
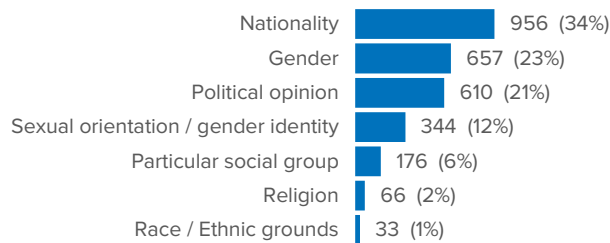
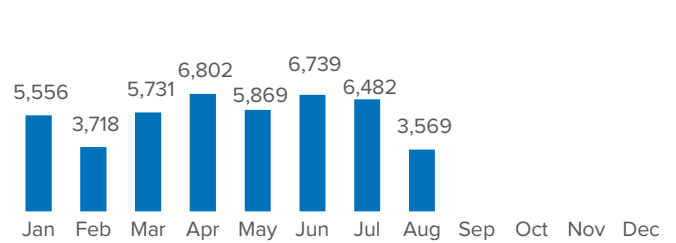
Asylum applications per month



Source: Unless otherwise indicated, provisional figures by the Asylum and Refugee Office, Ministry of Interior, Spain.

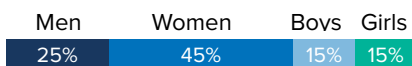
<sup>1</sup>Protection rate: Refugee status, subsidiary protection, and humanitarian reasons.

<sup>2</sup>Eurostat as of Jun 2024 (most updated data available at the time of publishing). <sup>3</sup>CIE: Removal detention centre.

Eligibility Commission proposals<sup>4</sup>: 34,415

 Countries with highest recognition rate<sup>5</sup>

 Recognition of Geneva Conv. Status by protection category<sup>4</sup>

 Eligibility Commission proposals per month<sup>4</sup>


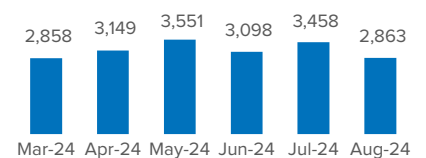
## SPAIN TEMPORARY PROTECTION

**219,370**

 Temporary Protection applications  
 11 Mar 2022 - 31 Aug 2024

**2,863**

 Temporary Protection applications  
 1 - 31 Aug 2024


Applications (last six months)

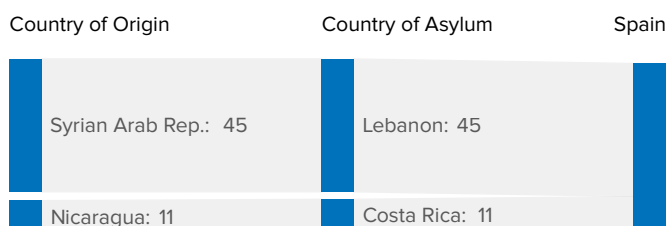


## SPAIN RESETTLEMENT 2024<sup>6</sup>

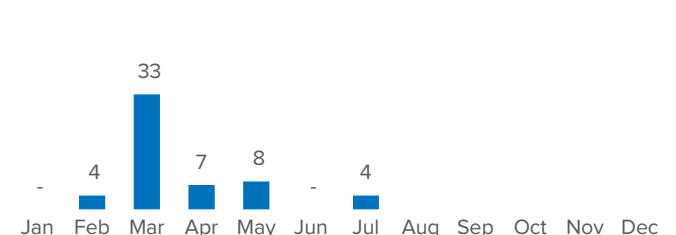
1 Jan - 31 Aug 2024

**56** Refugees resettled in Spain<sup>6</sup>


Refugees resettled in Spain by country of origin and country of asylum



Refugees resettled in Spain per month


<sup>4</sup>Proposals by the Interministerial Eligibility Commission recommended to the Minister of Interior.

<sup>5</sup>Only shows countries with at least 15 total proposals.

<sup>6</sup>More information on resettlement: [UNHCR Resettlement Data Finder](#).