

## Key figures

**14,704**

Total new arrivals since February 2023

**13,128**

Relocated to plots/zones from Nyarugusu reception centre

**13,538**

Relocated to Nyarugusu camp from NMC (Kigoma)

- 6: New arrivals in Kigoma NMC
- 1,145: Unregistered (Whereabouts unknown)
- 212: Unregistered (Pending clearance from government)
- 287: Closed/Inactive (Data cleanup)

## Registration

(Nyarugusu camp, Dar es salaam)

**13,054**

Individually registered

\*Average family size = 4

**9,731 (75%)**

Are Biometrically enrolled (5+ years old)

**80%**

registered are women & children of which 23% are women

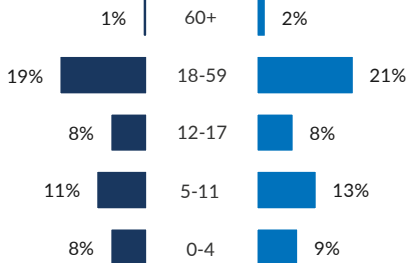
**357 (3%)**

Elderly (60+ years old)


## Age and gender breakdown of registered individuals

6,169  
Male (47%)

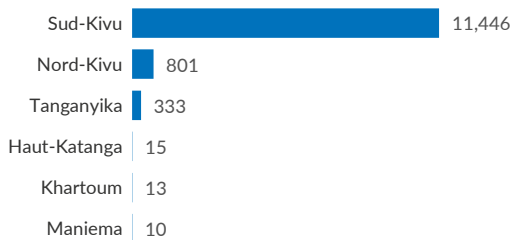
6,885  
Female (53%)



## Registered by nationality



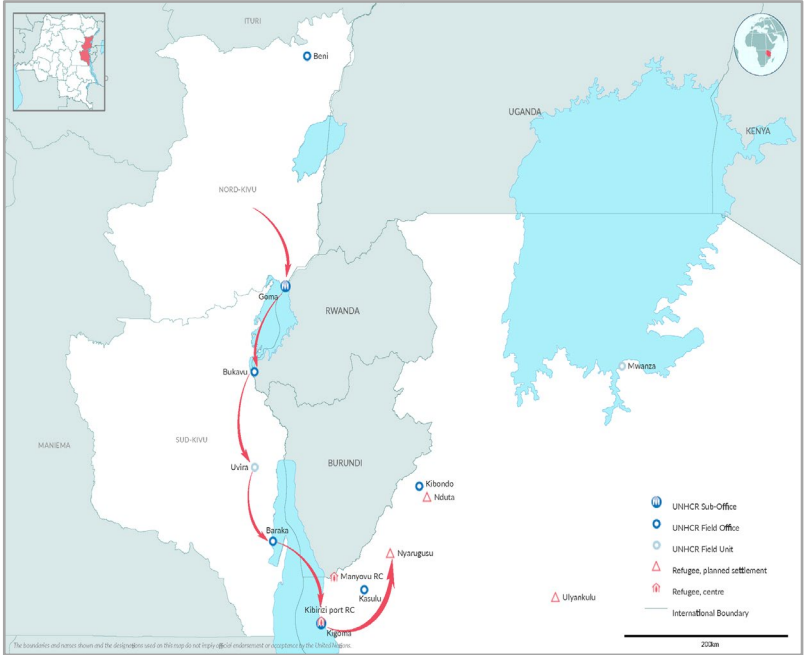
## Top 6 provinces/ states of origin (registered Ind)



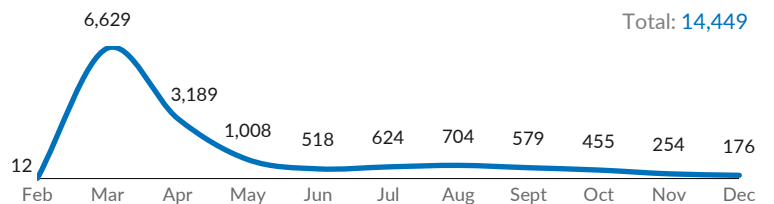
## Context

Over the past year and a half, there has been a significant surge in asylum seekers from the Democratic Republic of Congo (DRC), particularly from **Masisi and Rutshuru territories in North Kivu**, which are currently occupied by various armed groups. Civilians, caught between these groups, are **traveling through Goma to Tanzania via Bukavu and Uvira**. Key reasons for fleeing include fear of targeting by armed combatants, forced recruitment of young men, and generalized violence, including sexual violence.

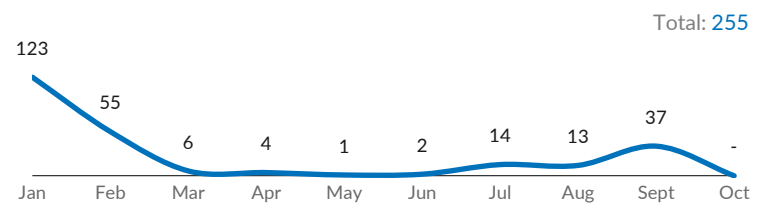
## Identified new arrivals routes from DRC



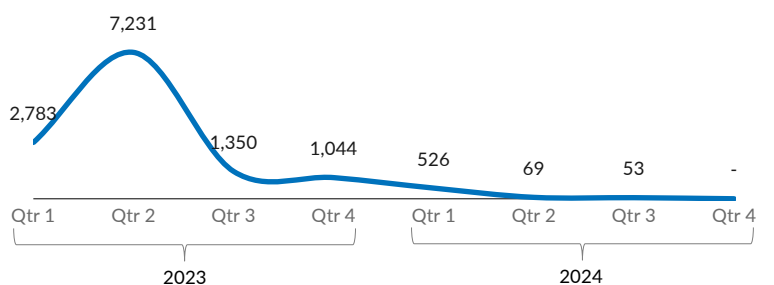
## 2023 Monthly arrival trends



## 2024 Monthly arrival trends



## Quarterly registration trends



\*\*Other refugees from Sudan includes 4 from North Darfur, 1 from White Nile, 1 from West Darfur, 2 from South Darfur and 1 from North Kordofan states