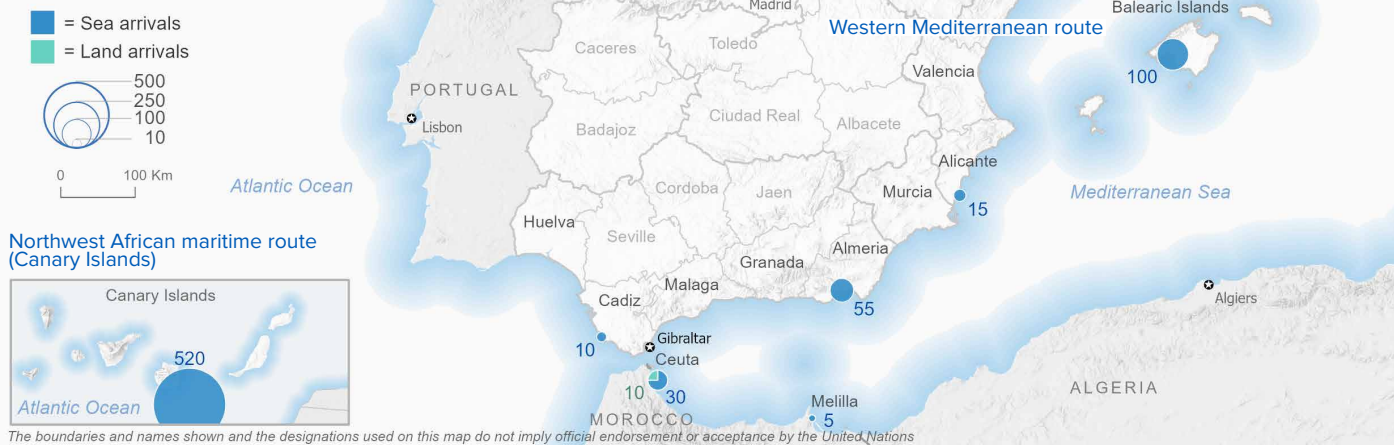


SPAIN Weekly snapshot - Week 40 (30 Sep - 6 Oct 2024)

The charts below are based on figures from the Ministry of Interior and UNHCR estimates. All figures are provisional and subject to change

Refugees & migrants: sea and land arrivals in week 40¹



Arrivals in Spain

43,210
 Arrivals as of 6 Oct 2024²
+42%
 Dif. 2023

42,868
 Sea Arrivals²
 Dif. 2023: +43%

342
 Land Arrivals²
 Dif. 2023: -16%

739
 Arrivals Week 40¹
 Dif. last week: -21%
 Dif. 2023: -79%

Western Mediterranean

11,995
 Arrivals as of 6 Oct 2024²
-2%
 Dif. 2023

11,653
 Sea Arrivals²
 Dif. 2023: -1%

342
 Land Arrivals²
 Dif. 2023: -16%

220
 Arrivals Week 40¹
 Dif. last week: +108%
 Dif. 2023: -52%

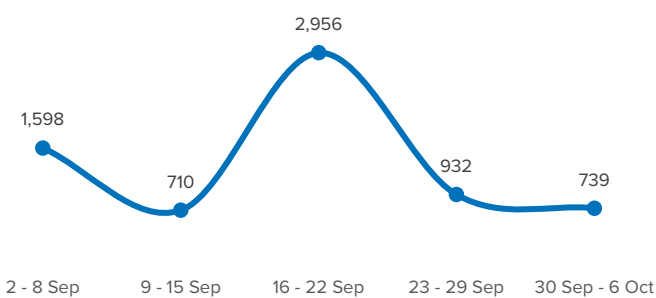
Northwest African maritime (Canary Islands)

31,215
 Arrivals as of 6 Oct 2024²
+71%
 Dif. 2023

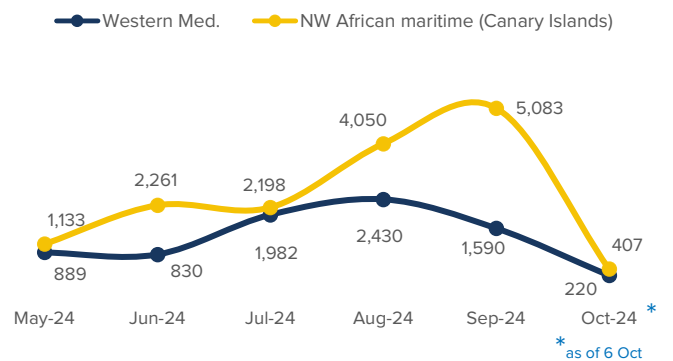
31,215
 Sea Arrivals²
 Dif. 2023: +71%

519
 Arrivals Week 40¹
 Dif. last week: -37%
 Dif. 2023: -83%

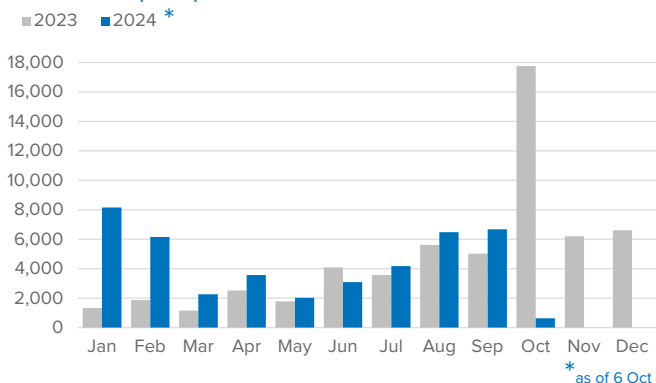
Arrivals in Spain during the last five weeks¹



Arrivals in Spain by route during the last six months²



Arrivals in Spain per month²



Arrivals in Spain per year²

