I. Refugees and Asylum Seekers in urban areas

Key Figures

7 654 Refugees and Asylum Seekers

5274 Refugees and Asylum Seekers biométrically registered

6 876 Registered Refugees

778 Asylum Seekers

Age and Gender of Refugee Population

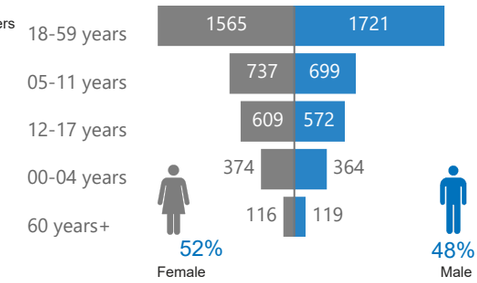

Age and Gender of Asylum Seekers

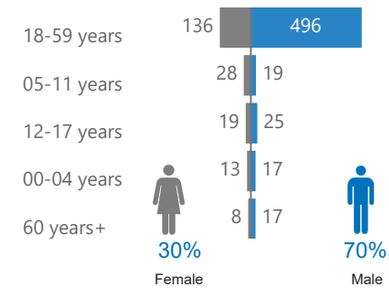

Urbans Asylum Seekers by location

Location	F	M	Total
Bukavu	2	3	5
Goma	20	17	37
Kinshasa	54	70	124
Lubumbashi	128	484	612
Total	**204**	**574**	**778**

Number of Cires	Total
Bukavu	653
Goma	1202
Kinshasa	660
Lubumbashi	1116
Total	**3631**

Urbans Refugees by location

Location	F	M	Total
Bukavu	679	620	1299
Goma	1090	945	2035
Kinshasa	538	534	1072
Lubumbashi	1094	1376	2470
Total	**3401**	**3475**	**6876**

Urbans Asylum seekers by country of origin

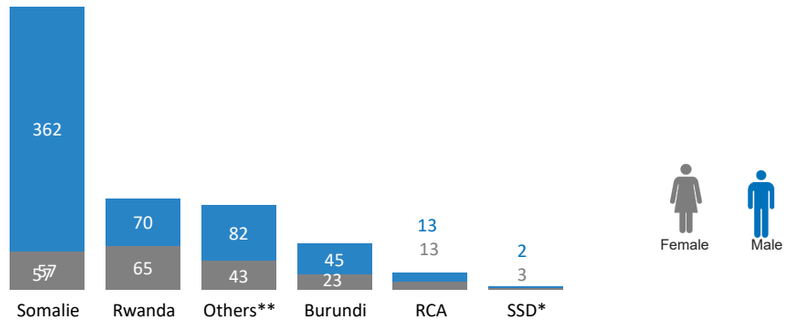

**Syrie(28), Angola(26), République du Congo,(9), Cameroun(5),..

Urbans refugees Profile

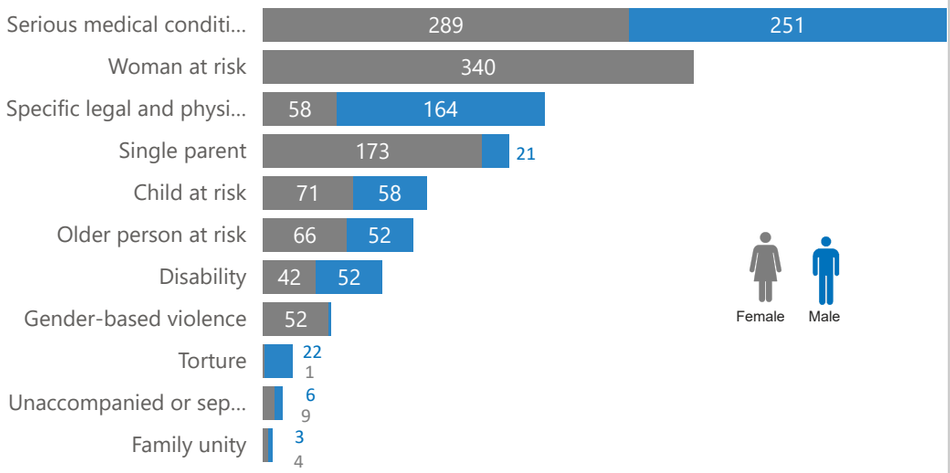

Individually recognized refugees living in the cities of Goma, Kinshasa, Lubumbashi and Bukavu are considered urban refugees in the DRCongo. Continuous registration is carried out in these areas. They are all in possession of identity documents issued by the government with UNHCR support.

Urbans Refugees by location by country of origin

Location	F	M	Tot
Bukavu	**679**	**620**	**1299**
Burundi	133	156	289
Rwanda	546	464	1010
Goma	**1090**	**945**	**2035**
Burundi	358	297	655
Ouganda	4	1	5
Rwanda	728	647	1375
Kinshasa	**538**	**534**	**1072**
Angola	72	66	138
Burundi	26	17	43
Congo	61	80	141
Erithrée	4	4	8
IND		1	1
Liberia	3	2	5
Ouganda	7	11	18
RCA	209	210	419
Rwanda	119	111	230
Sierra Leonne		1	1
SSD	32	26	58
SUD	1	3	4
Syrie	1		1
Tchad	3	2	5
Lubumbashi	**1094**	**1376**	**2470**
Angola	1	1	2
Burundi	609	840	1449
Congo	0	1	1
Cote d'ivoire	5	4	9
RCA	11	11	22
Rwanda	453	500	953
Somalie	9	9	18
Syrie	6	10	16
Total	**3401**	**3475**	**6876**

SSD: South Sudan

SUD: Sudan

RCA: Central African Republic

II. Central African Refugees and Asylum Seekers

Key Figures

207 776 Refugees and Asylum Seekers

150 468 Refugees and Asylum Seekers biometrically registered

207 718 Registered Refugees

58 Asylum Seekers

Age and Gender of Refugee Population

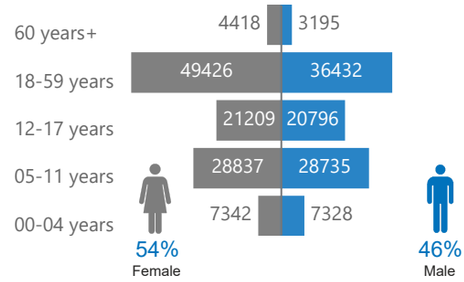

Age and Gender of Asylum Seekers

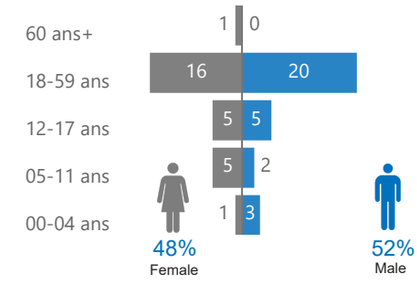

Central African Refugee Population by Type of Location

Rural	In settlements	Urban
156 868	50 409	441
75.52%	24.3%	0.2%

Central african Refugee in settlements

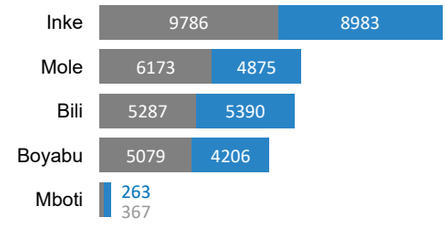

Refugees in the developpement pole

Location	F	M	Total
Modale	3423	2981	6404
nzakara	4805	3933	8738
sidi	2129	2043	4172
wenze	3016	2158	5174
Total	**13373**	**11115**	**24488**

Locations of Central African Refugee Population in DRC

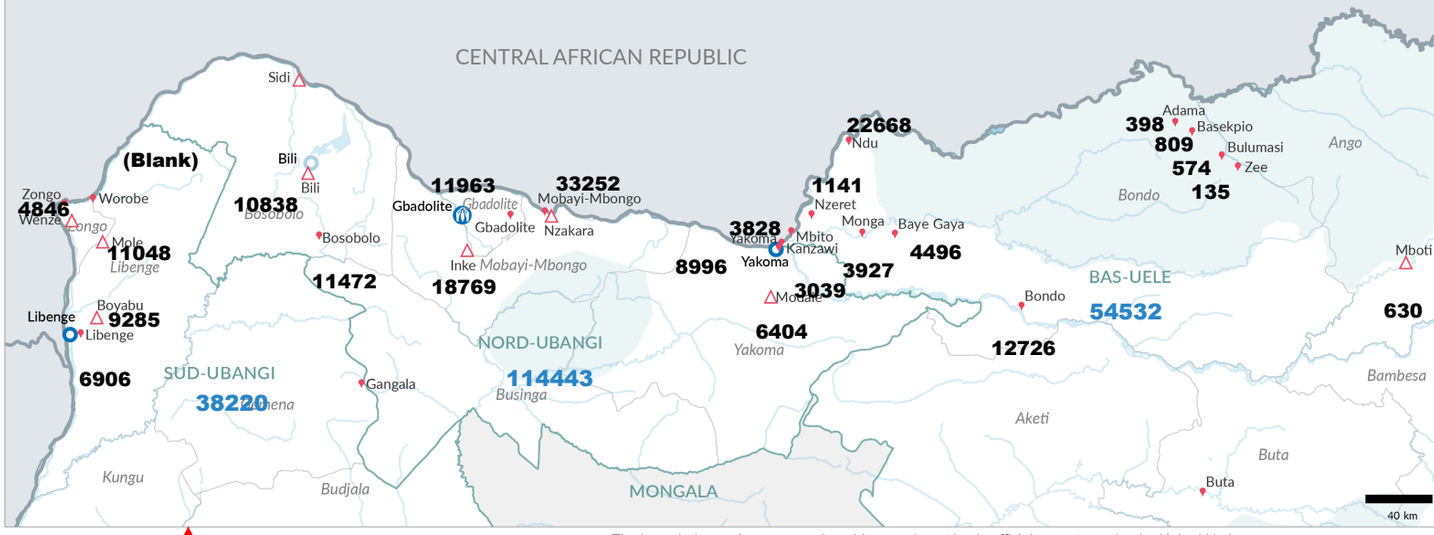

The boundaries and names used on this map do not imply official acceptance by the United Nations.

- Refugee Location
- Refugee Settlement
- UNHCR Sub-Office
- UNHCR Field-Office
- UNHCR Field-Unit
- International Boundary
- Provincial Border
- Other Countries
- Park
- Territorial Border

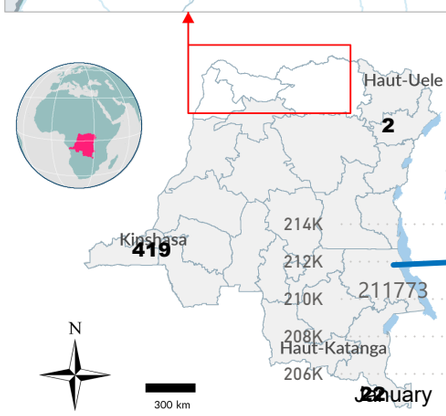

Central African Refugee Population Trend (2024)

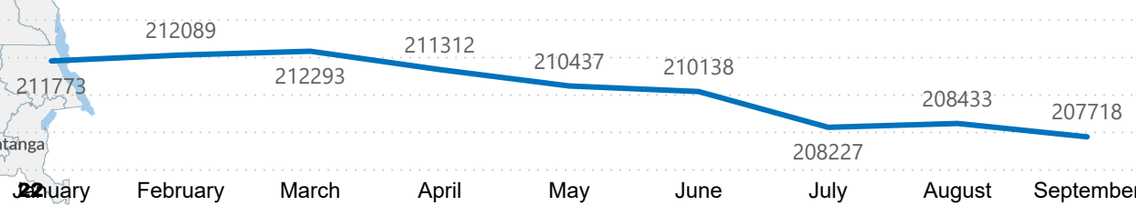

Comments about the figures of Central African refugees

207,776 Central African refugees and asylum seekers in DRC as at 30/9/2024, i.e. **207,718** refugees and **58** asylum seekers with identity documents issued by the government with UNHCR support. This represents a decrease of 0.34% compared with August 2024, following repatriation activities during the month.

III. South Sudanese Refugees and Asylum Seekers

Key Figures

55 947 Reugees and Asylum Seekers

32 668 Refugees and Asylum Seekers biometrically registered

55 736 Registered Refugees

211 Asylum Seekers

Age and Gender of Refugee Population

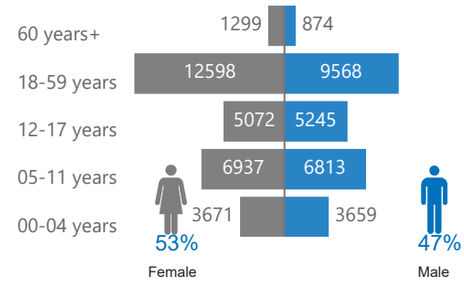

Age and Gender of Asylum Seekers

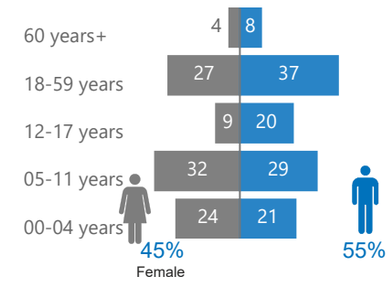

South Sudanese Refugee Population by Type of Location

Rural	In settlements	Urban
19 705	35 973	58
35.35%	64.54%	0.1%

South Sudanese Refugee in settlements

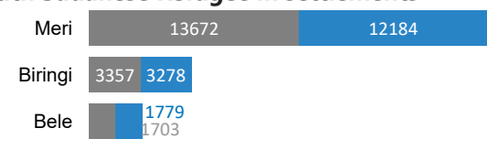

South Sudanese Urban refugee

Location	F	M	Total
Kinshasa	32	26	58
Total	**32**	**26**	**58**

Location of South Sudanese Refugees in DRC

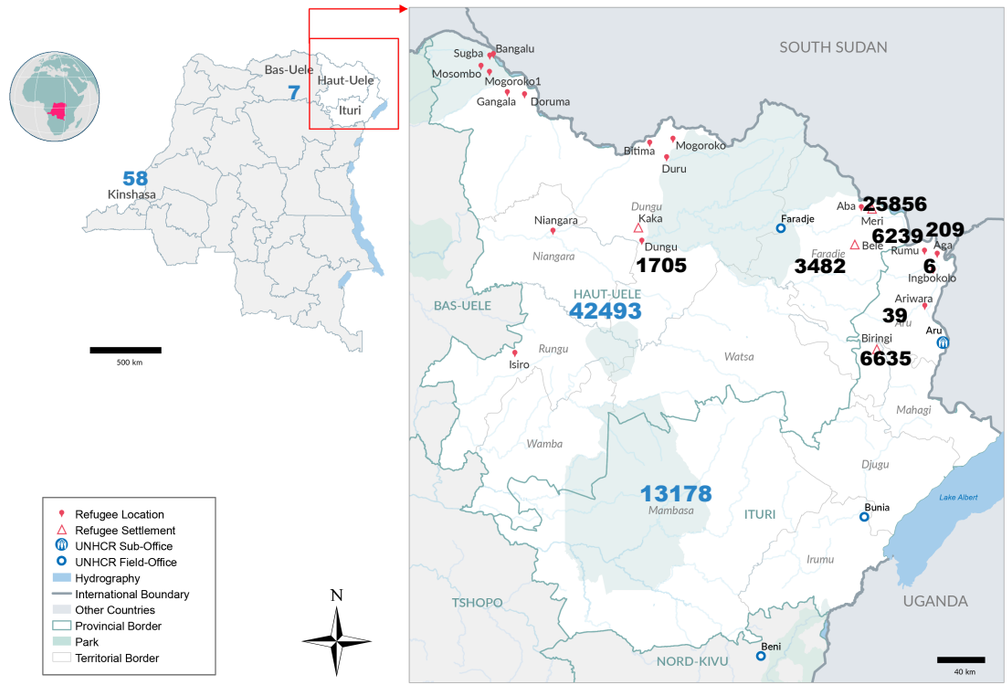

The boundaries and names used on this map do not imply official acceptance by the United Nations.

South Sudanese Refugee Population Trend (2024)

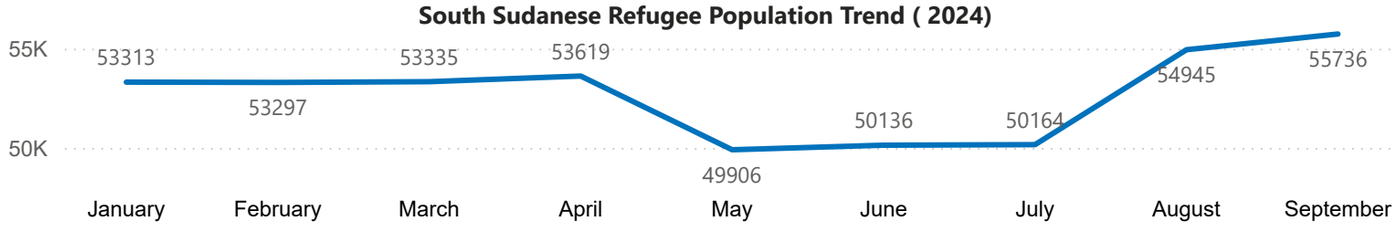

Comments about the figures of South Sudanese refugees

As at 30/9/2024, there were **55,947** South Sudanese refugees and asylum seekers in the DRC with identity documents issued by the government with the support of the UNHCR. There was a 1% increase in the number of refugees following recognition of the refugee status of 5,293 South Sudanese asylum seekers by the CNR's eligibility commission, whose residue of 800 was changed during the month.

IV. Burundian Refugees and Asylum Seekers

Key Figures

52 223 Refugees and Asylum Seekers

34 093 Refugees and Asylum Seekers biométrically registered

52 142 Registered Refugees

81 Asylum Seekers

Age and Gender of Refugee Population

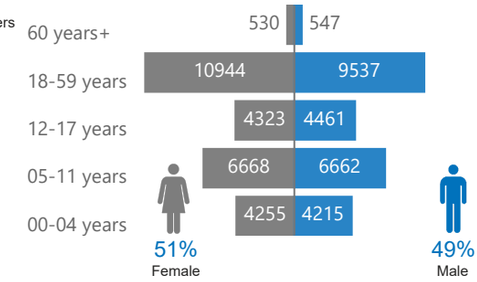

Age and Gender of Asylum Seekers

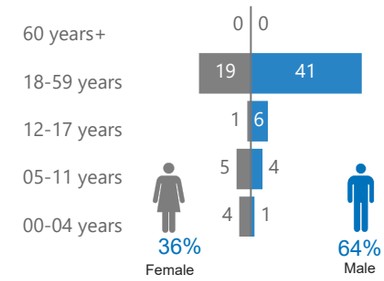

Burundian Refugee Population by Type of Location

Rural	In settlements	Urban
10 957	38 749	2 436
21.01%	74.31%	4.67%

Burundian Refugee in settlements

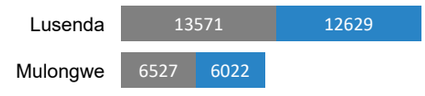

Burudian Urban refugee

Location	F	M
Lubumbashi	609	840
Goma	358	297
Bukavu	133	156
Kinshasa	26	17
Total	**1126**	**1310**

Location of Burundian Refugees in DRC

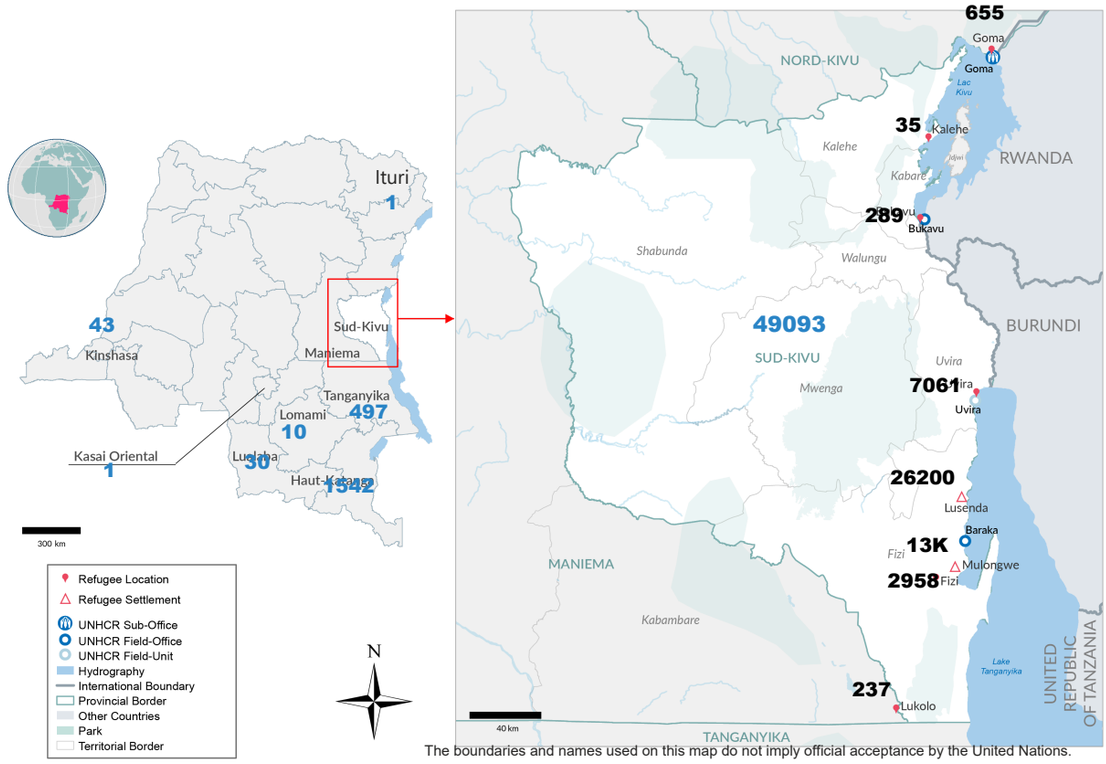

The boundaries and names used on this map do not imply official acceptance by the United Nations.

Burundian Refugee Population Trend (2024)

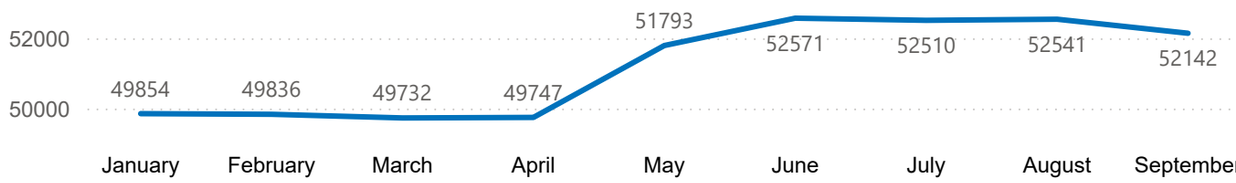

Comments about the figures of Burundian refugees

52,223 Burundian refugees and asylum seekers in the DRC as at 30/9/2024, including **52,142** refugees and 81 asylum seekers. There was a 0.75% decrease compared with August, due to the verification of Burundian refugees at the Mulongwe site during the month. All refugees and asylum seekers have identity documents issued by the government with technical support from UNHCR.

V. Rwandese Refugees and Asylum Seekers

Key Figures

206 935 Refugees and Asylum Seekers

74 931 Refugees and Asylum Seekers biométrically registered

206 750 Registered Refugees

185 Asylum Seekers

Age and Gender of Refugee Population

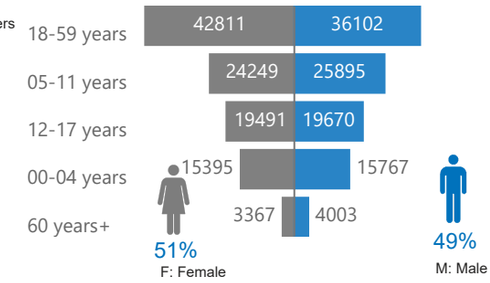

Age and Gender of Asylum Seekers

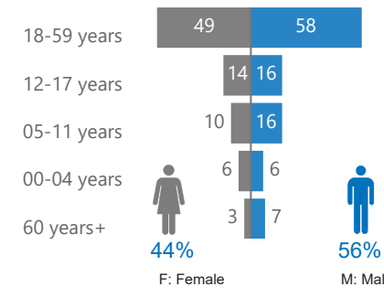

Rwandese Refugee Population by Type of Location

Rural	Urban
203 182	3 568
98.27%	1.73%

Refugee rwandese in province

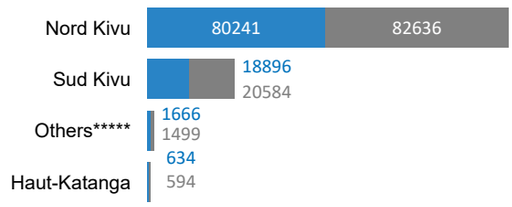

Rwandese Urban refugee

Localisation	F	M
Bukavu	546	464
Goma	728	647
Kinshasa	119	111
Lubumbashi	453	500
Total	**1846**	**1722**

Location of rwandese Refugees in DRC

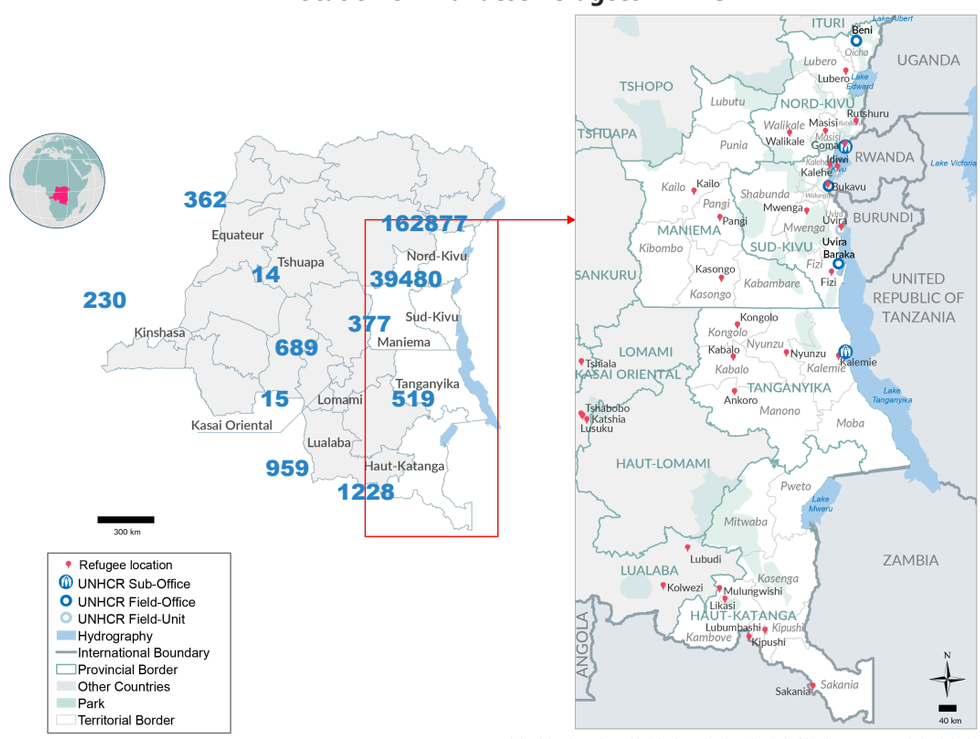

The boundaries and names shown and the designations used on this map do not imply official endorsement or acceptance by the United Nations.

Date d'impression: 10 Jul 2023 **Sources:** UNHCR, RGC **Auteur:** UNHCR - Kinshasa **Feedback:** codkidrcim@unhcr.org **Nom du fichier:** COD_Map_RWA_30062023_A3

Rwandese Refugee Population Trend (2024)

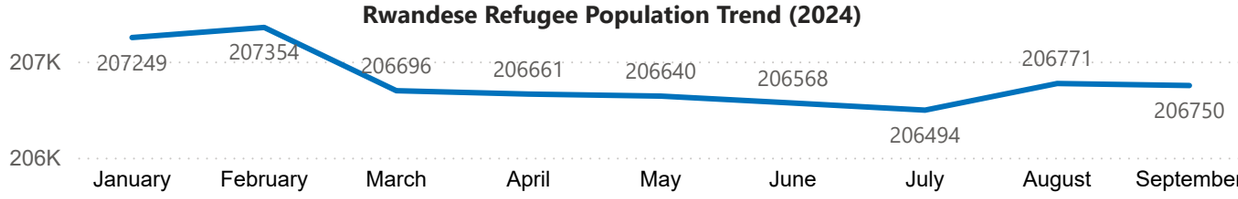

Comments about the figures of rwandese refugees

The presence of armed groups, military operations and inaccessibility in areas with a high concentration of refugees have made it difficult to finalize the registration of Rwandan refugees in the provinces of North and South Kivu. Ongoing registration is effective in accessible areas. The same applies to the repatriation of Rwandan refugees continues. Since the beginning of 2024, **925** Rwandans have been repatriated voluntary to their country.