



UNHCR Burundi Operations Overview

September 2024

TOTAL POPULATION

348 800

88 400

refugees in camps and
urban areas

1 900

asylum seekers

250 200

assisted returnees

7 500

internally displaced
persons

800

persons at risk of
statelessness

Statistics as of **30 September
2024** or latest available

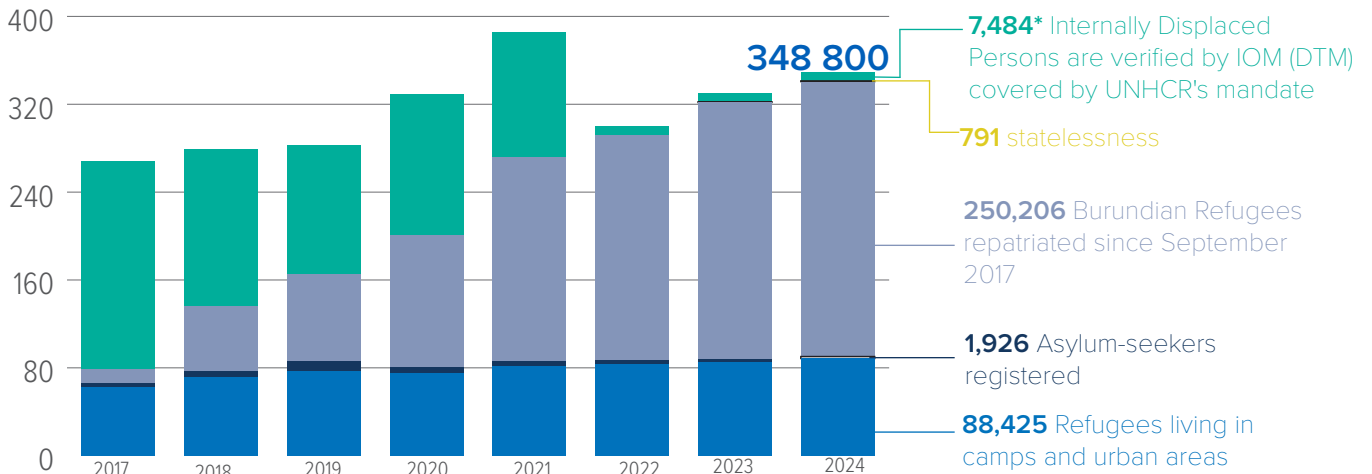


OPERATION OVERVIEW

While the number of people for whom UNHCR has been entrusted with a responsibility by the international community to protect and assist in Burundi continues to increase, the UN Refugee Agency faces an unprecedented funding gap. As of 30 September 2024, there were **348 800** persons needing life-saving aid, while the funding levels stood at only **37%**.

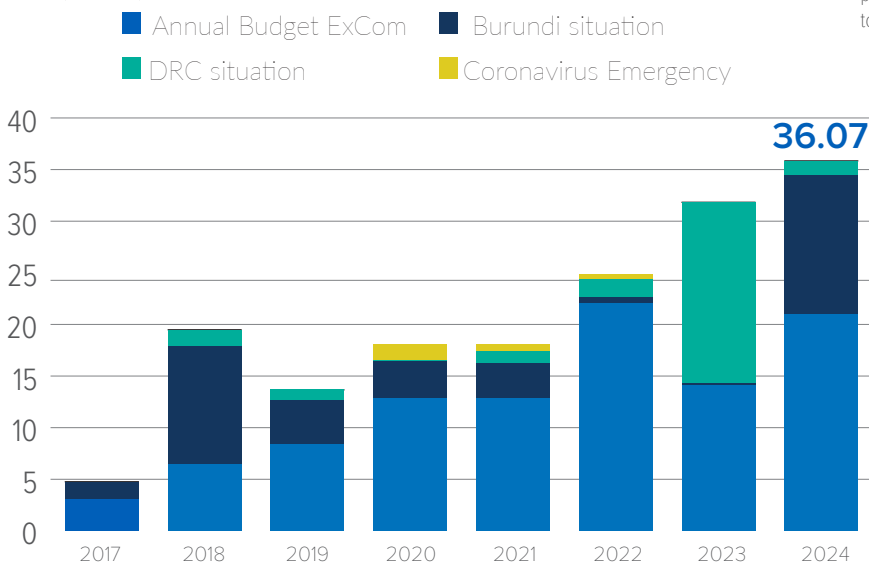
PEOPLE OF CONCERN

People number (thousand)

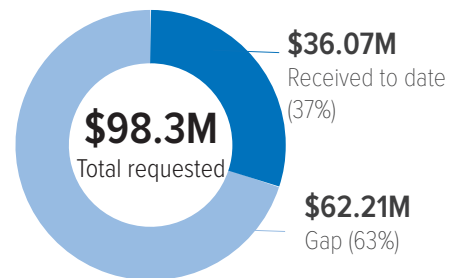


FUNDING

Funded (million)

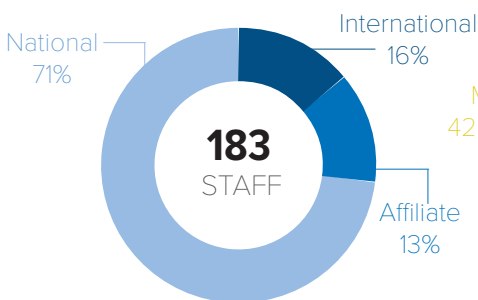


*The 7 484 IDP figure refers to the IDPs of concern to UNHCR. This figure has been revised down from the total 102 824 IDPs precendently reported in Burundi (IOM/DTM), most displaced due to natural disasters.

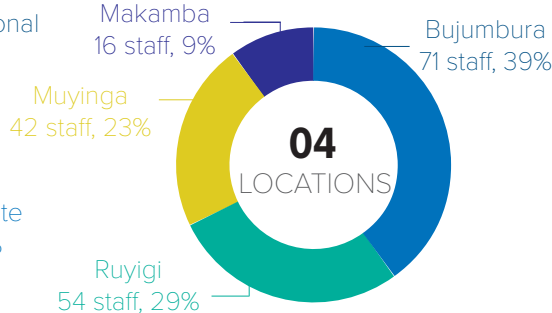


STAFFING

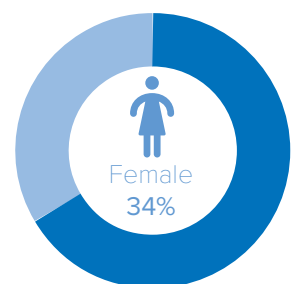
STAFF BY CATEGORY



STAFF BY OFFICE




GENDER BREAKDOWN



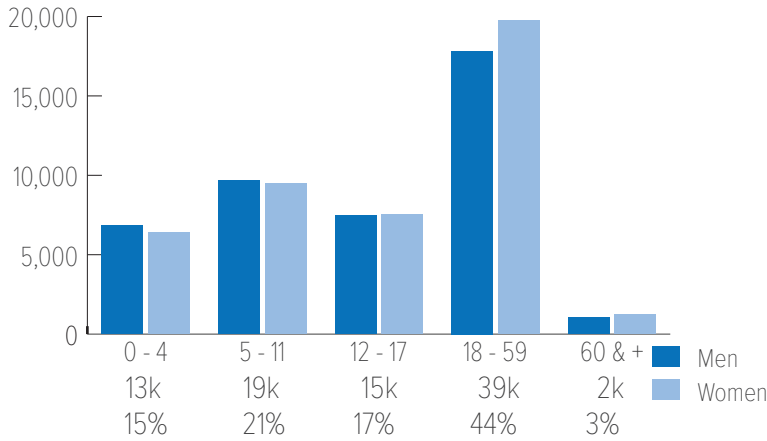
Summary by Donor | 2017 - 2024

Donor	Funded							
	2017	2018	2019	2020	2021	2022	2023	2024
African Development Bank	-	589,667	825,533	-	-	-	-	-
Belgium	696,428	156,814	-	-	-	-	-	-
Canada	-	-	-	-	-	261,643	130,822	182,749
Central Emergency Response Fund	-	2,527,999	150,092	-	1,200,231	-	-	-
China	-	-	-	-	14,761	-	-	-
Denmark	-	-	-	-	-	-	275,060	-
ECHO	-	-	-	1,250,000	1,250,000	1,250,000	1,250,000	1,250,000
Emirates Red Crescent	-	-	-	230,000	-	-	-	-
European Union	-	-	-	1,209,429	1,483,671	4,109,415	2,634,040	417,196
France	434,311	580,720	200,000	284,414	293,083	-	873,362	-
Germany	-	-	-	-	1,242,246	2,713,349	317,692	-
Japan	-	1,500,000	-	-	627,809	-	2,400,000	-
Joint United Nations Programmes on HIV/AIDS	25,000	-	-	-	64,200	80,000	-	-
KOICA	-	-	-	-	-	450,000	-	-
Monaco	-	-	-	-	-	-	103,413	110,132
Priv. Donors France	-	-	-	-	-	746	1,004	769
Priv. Donors Hong Kong	-	-	-	-	-	191,000	-	-
Priv. Donors in Denmark	-	-	-	-	-	-	1,736,781	565,941
Priv. Donors in China	-	-	-	-	-	-	-	298,733
Priv. Donors Italy	-	-	-	-	-	341,402	277,308	-
Priv. Donors Switzerland	-	-	-	-	-	439	-	-
Priv. Donors Thailand	-	31,846	-	-	-	-	-	-
Republic of Korea	-	200,000	100,000	-	-	450,000	4,000,000	350,000
Sweden	583,363	1,539,978	827,267	-	-	-	-	-
United Kingdom of Great Britain and Northern Ireland	-	-	522,104	519,519	-	54	-	-
United Nations Great Lakes Regions Cross-Border Fund	-	169,359	-	-	-	-	-	-
United Nations Peacebuilding Fund	-	933,333	466,667	-	-	-	-	-
United States of America	3,000,000	11,223,930	10,142,000	15,558,850	11,915,753	16,196,566	16,696,672	25,067,515
UNO-Fluechtlingshilfe	-	-	-	-	-	413,039	-	-
USA for UNHCR	-	-	-	-	-	-	500,025	-
World Food Programme	-	23,891	423,573	17,482	-	-	-	-
Sub-Total	4,739,102	19,477,537	13,657,236	19,069,694	18,091,754	26,457,654	31,196,179	28,243,035
Indicative allocation of funds and adjustments	-	-	-	-	-	2,567,355	1,316,547	7,831,143
Grand Total						29,025,009	32,512,726	36,074,178

Key figures



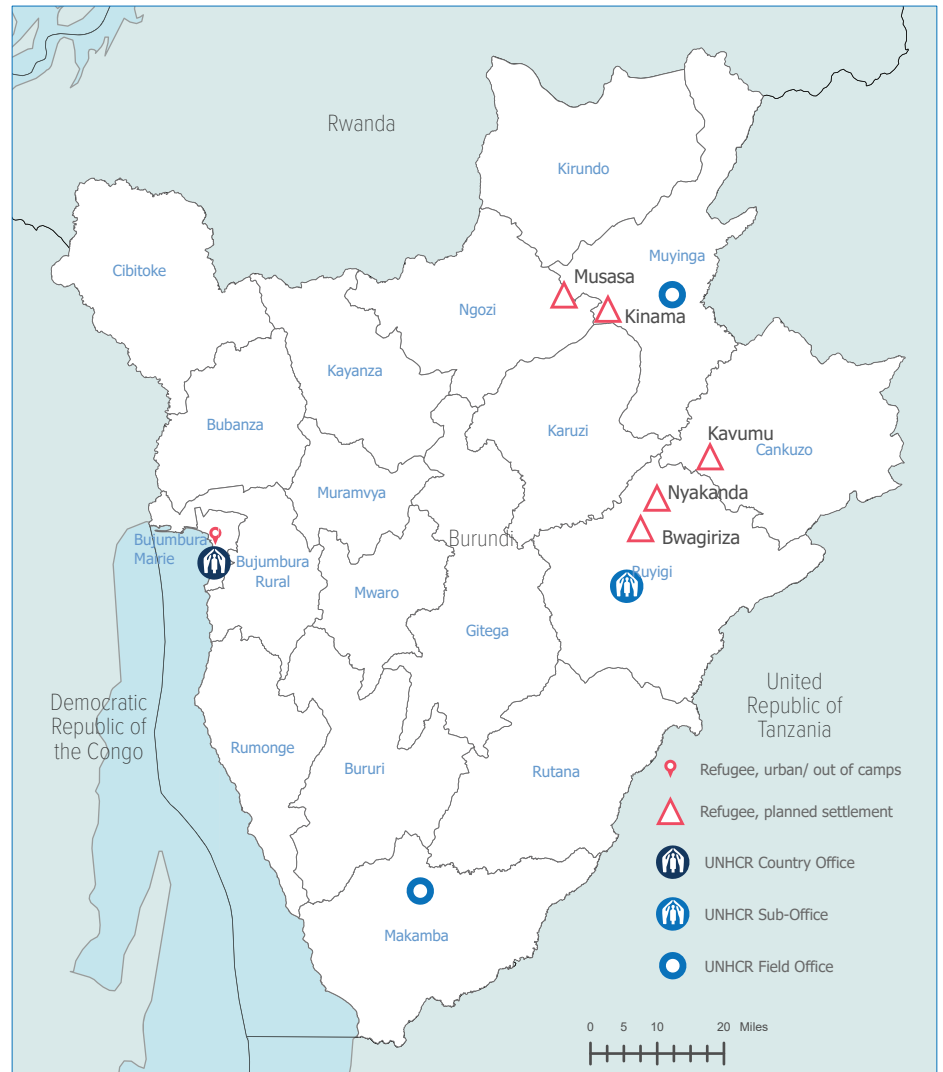
Breakdown of refugees and asylum seekers by gender and age



Refugees by location type

Location	Number	Percentage
Urban	33,042	37%
Kavumu	18,616	20%
Nyankanda	11,755	13%
Bwagiriza	9,729	11%
Musasa	8,612	9%
Kinama	7,194	8%
Giharo	1,403	2%
Grand Total	90,351	

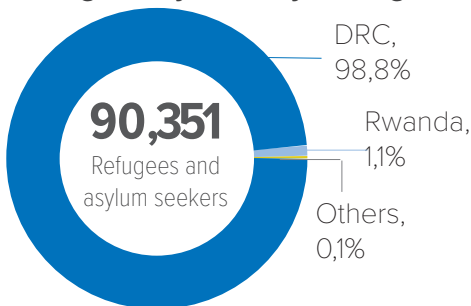
Refugee camps and urban areas



The boundaries and names shown and the designations used on this map do not imply official endorsement or acceptance by the United Nations.



Refugees by country of origin



Donor and country contributions



* They are mainly in urban areas.

** More than 3/4 of the people who are not fingerprinted are children under the age of 5 (as this is not a requirement).

HIGHLIGHTS

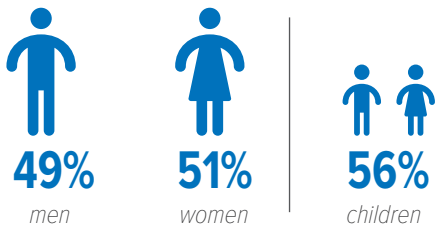
UNHCR and partners have been facilitating the voluntary repatriation of Burundian refugees since 2017. These refugees have been returning after making free and informed decisions. More than 250 200 Burundian refugees had been recorded as having returned by the end of September 2024. Most are from Tanzania, Rwanda, the Democratic Republic of the Congo, Kenya, and other countries. These returns take place under the framework of the Tripartite Agreements between the Government of Burundi, the Governments of countries of asylum, and UNHCR, with all parties having committed to respect the voluntary nature of these returns.

Key figures


250,206
since 2017
16,159
in 2024 (87 convoys and flights)

799
convoys and flights (since 2017)

Breakdown by gender and age



Returnees by country of asylum

Countries of asylum	2024	Since 2017
Tanzania	12,714	177,528
Rwanda	95	32,221
D. R. Congo	555	17,952
Uganda	907	16,553
Kenya	1,757	5,111
Mozambique	12	219
Others	119	622
TOTAL	16,159	250,206

Reintegration package (for 3 months)

Non-Food Items

Basic NFI (kitchen set, soap, blankets, loincloths for women, jerrycans, buckets, mosquito nets, plastic mat, plastic sheet, flannel, travel bag, ...) provided by UNHCR.

Food assistance

Food rations for 3 months provided by WFP (beans, oil, corn flour, salt).

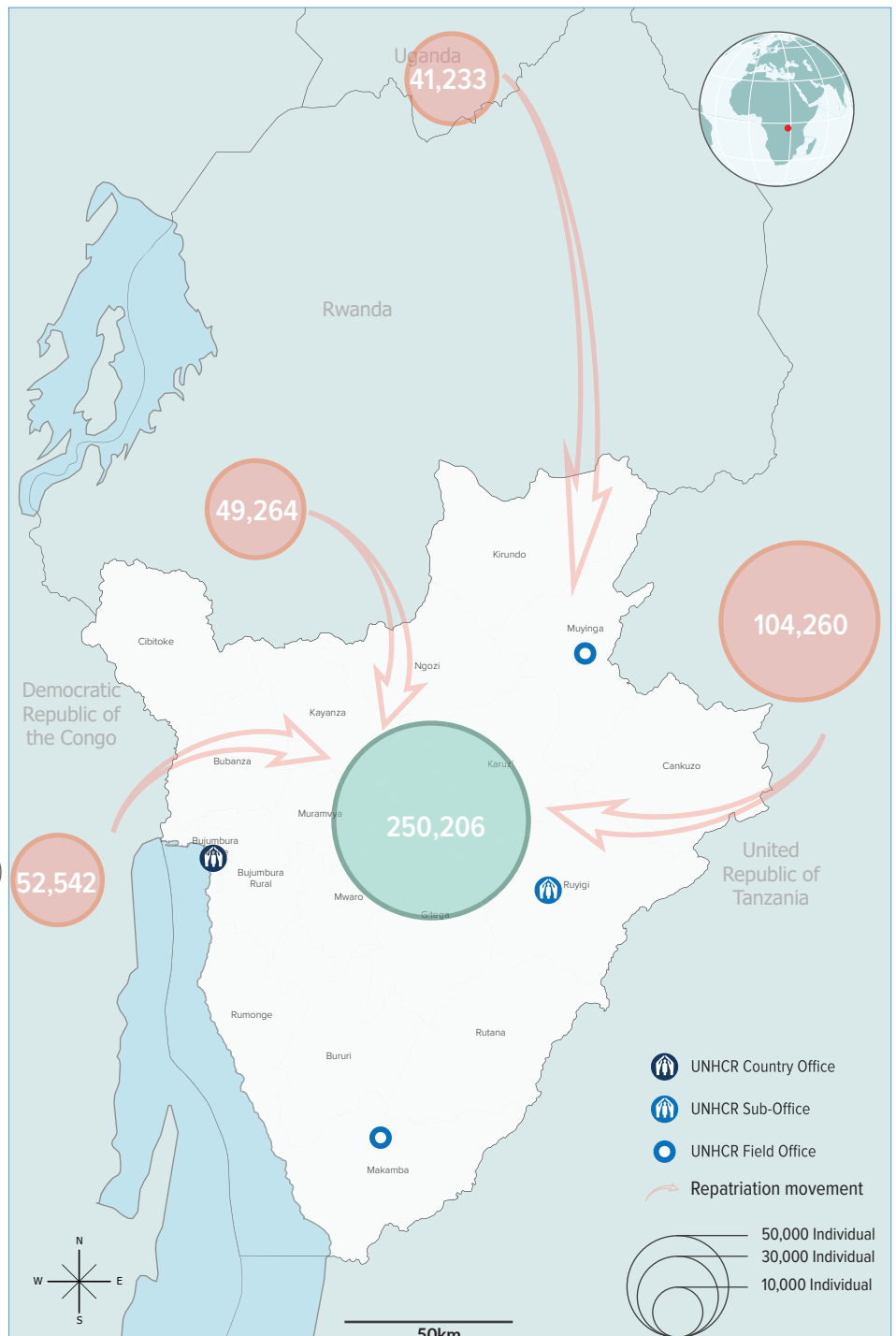
Cash grant

Cash assistance provided by UNHCR through mobile cash. The equivalent of 200 USD (560,778 BIF) per person.

Secondary trans.

The returnees are transported to their return commune then the returnee covers transport to the hills.

Burundian refugees in the region



Donor and country contributions



Co-funded by European Union



WORLD DIABETES FOUNDATION



KOICA
 Korea International Cooperation Agency

The boundaries and names shown and the designations used on this map do not imply official endorsement or acceptance by the United Nations.

Since 2017, UNHCR has supported the voluntary repatriation of over 244,000 returnees, including 65,000 in 2021, 21,788 in 2022 and 26,486 in 2023. Upon the arrival of returnees in their province of return, UNHCR and its partners conduct follow-up activities to review their level of reintegration. Monitoring data indicates a low capacity of returnees to access essential social services, which makes some refugees reluctant to return. Despite efforts by the Government of Burundi with support from humanitarian and development actors, access to housing, land, and employment remains a significant challenge. For example, over 71% of returnees are not satisfied with their level of food security. Nevertheless, there have been improvements in the security and justice sectors (land dispute resolution) compared to previous years.

MEASURABLE RESULTS BY SECTOR

PROTECTION		<p>The respondents reported that at least 76% of adults in households have national identity cards. 78% of children received birth certificates in 2023 (compared to 75% in 2023), a significant improvement resulting from registration campaigns.</p>
EDUCATION		<p>43% of the children who arrived this year, compared to 57% in 2023, are enrolled in school. The observed decrease is due to the fact that the majority of children arrived during the second semester and experienced difficulties in enrolling and adapting to the Burundian education system.</p>
HEALTH		<p>60% of returnee households do not have a health insurance card compared to 68% in 2023. 81% of returnee children arriving in 2024 are vaccinated against measles from asylum countries. The major challenge is accessing quality healthcare services in the return areas.</p>
WATER, HYGIENE AND SANITATION		<p>76% of households in 2024 reported having access to safe water. More than 91% of them find water within two kilometers. During the drought period, there is an increased need for containers to store sufficient quantities of water at the household level.</p>
SHELTER		<p>40% of returnees live in their own homes. 33% live in rented houses; 81% of this group are in Cankuzo, Muyinga, Rutana, Makamba and Rutana provinces. The returnee community is in great need of support in terms of shelter kits and building materials.</p>
FOOD SECURITY		<p>55% of returnee households eat only once a day. 88% of the returning households reported never having received food aid after the one they received upon arrival at the transit center.</p>
ACCESS TO LAND		<p>In 2024, 41% of repatriated households used their cash allowance for the acquisition of land (fields), but only 33% were able to practice farming during the last cropping season. The challenges are the lack of seeds and agricultural tools.</p>
LIVELIHOODS		<p>80% of returnee households report living on less than USD 1 per month on average. Many returnees living in border areas cross the border back and forth to engage in temporary labor.</p>

DONORS

