CP Sub-Sector Achievements - 2023

as of September 2024

Inter-Agency Coordination Türkiye

# of Beneficiaries by Location

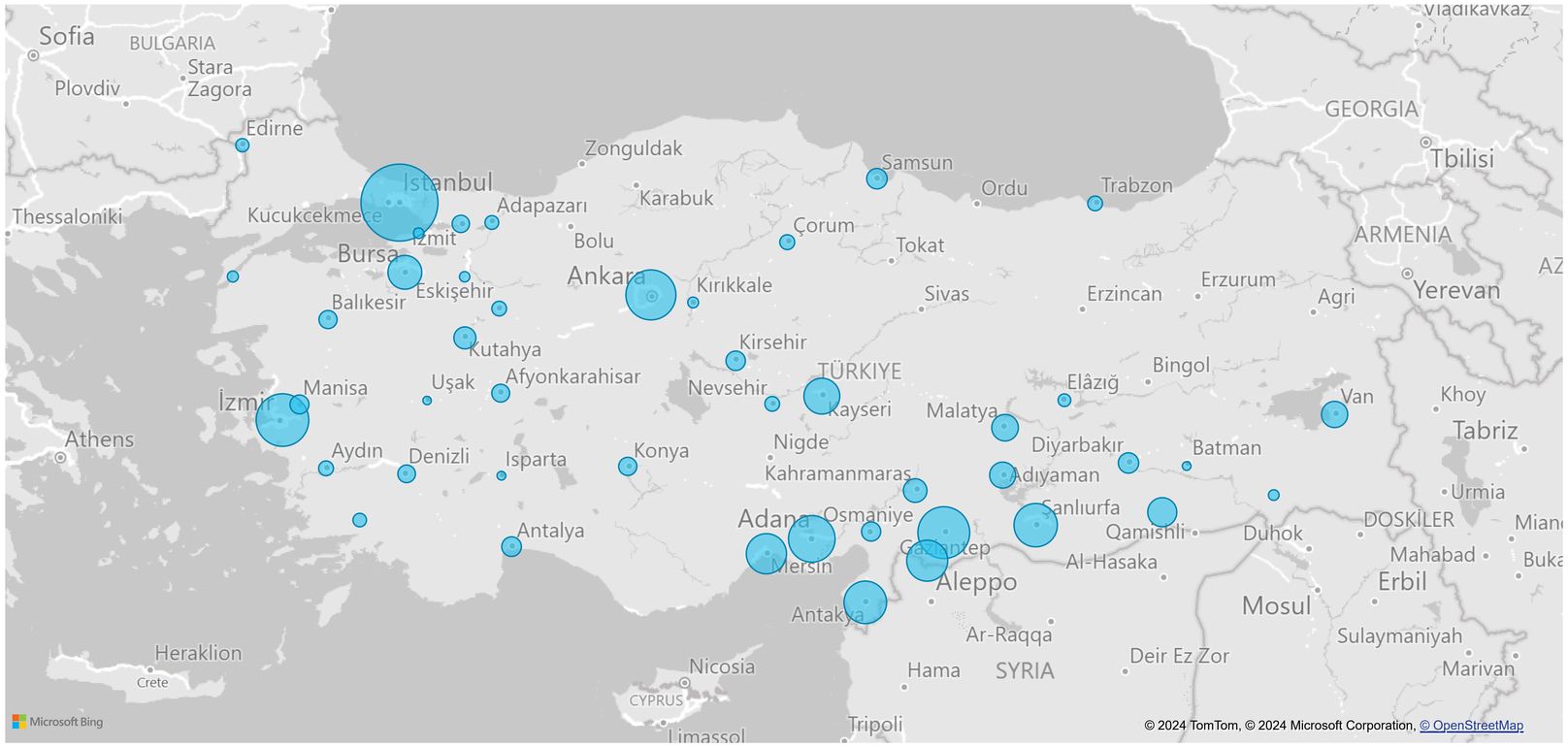

Individuals benefitting protection Services by Month

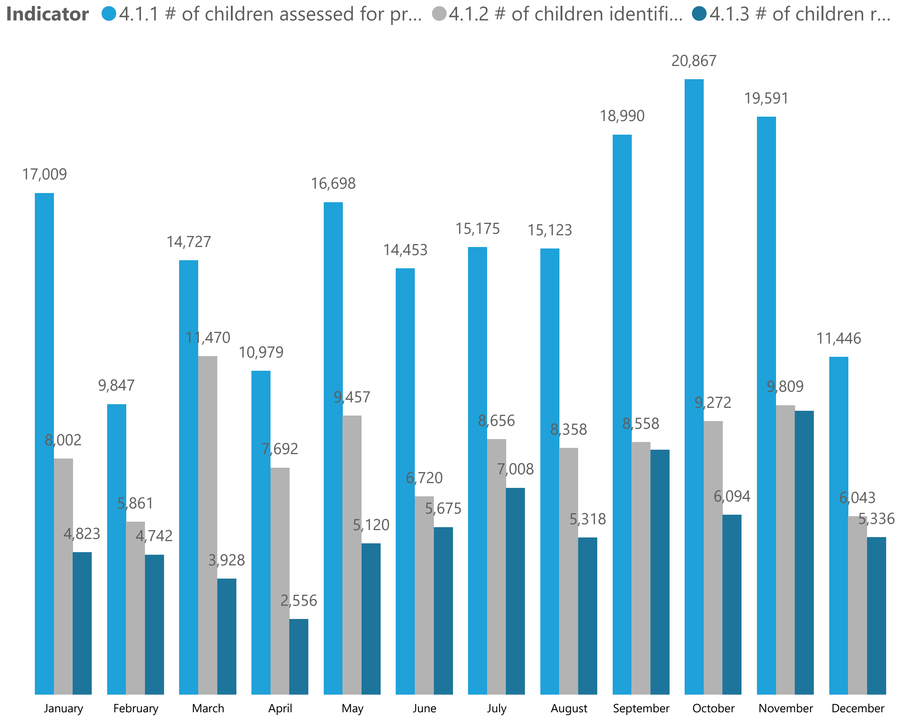

Location

All

Breakdown of Beneficiaries by Gender

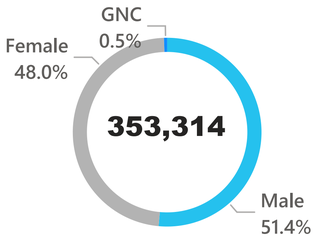

Breakdown of Beneficiaries by Nationality*

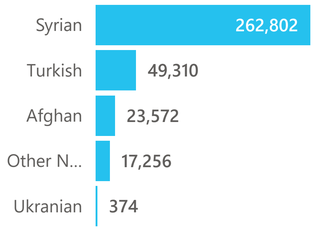

184,905
4.1.1 # of children assessed for protection risks

99,898
4.1.2 # of children identified to be at risk

68,511
4.1.3 # of children referred to specialised/multi-sectoral services

47,654
4.2.1 # of children participating in structured and sustained community based child protection programmes

90,483
4.2.2 # of children participating in structured, sustained child protection or psycho-social support programmes

19,873
4.2.3 # of individuals reached with positive parenting programmes

106,433
4.2.4 # of individuals reached through information campaigns and awareness raising initiatives on child rights and protection

3,303
4.3.1 # of individuals reached with technical capacity development initiatives (including trainings) on child rights and protection

Appeal

All

EQ Response Activity

All

Nationality

All

Reporting Agencies

ASAM | Bon... | CAR... | Con... | DDD | Eksi ... | EVS... | Gazi... | GOA... | Gok... | HRDF | IGAM | IOM | KAD... | Kaos... | Kilis... | Mal... | Mav... | MU... | Mult... | NSPPL | Reli... | Sanli... | Save... | STL | Taka... | TAR... | TKV | TRC | UN... | UOS... | WALD | WHH | YSF | YSYD

Supporting Agencies

ASAM | CARE Int... | Caritas L... | Concern ... | ECHO Tu... | Eksi 25 | GIZ | GOAL Int... | IOM | KADAV | MDM | MUDEM | Multecile... | Relief Int... | Save the ... | STL | UNFPA | UNHCR | UNICEF | UNWomen | WHH | WHO | YSYD

Source: *PWG, ActivityInfo* *Feedback*: *IMTurkey@unhcr.org*

**The number of beneficiaries reached is calculated by summing indicators selected by the sectors; there may be duplications.*

CP Sub-Sector Achievements - 2024

as of September 2024

Inter-Agency Coordination Türkiye

# of Beneficiaries by Location

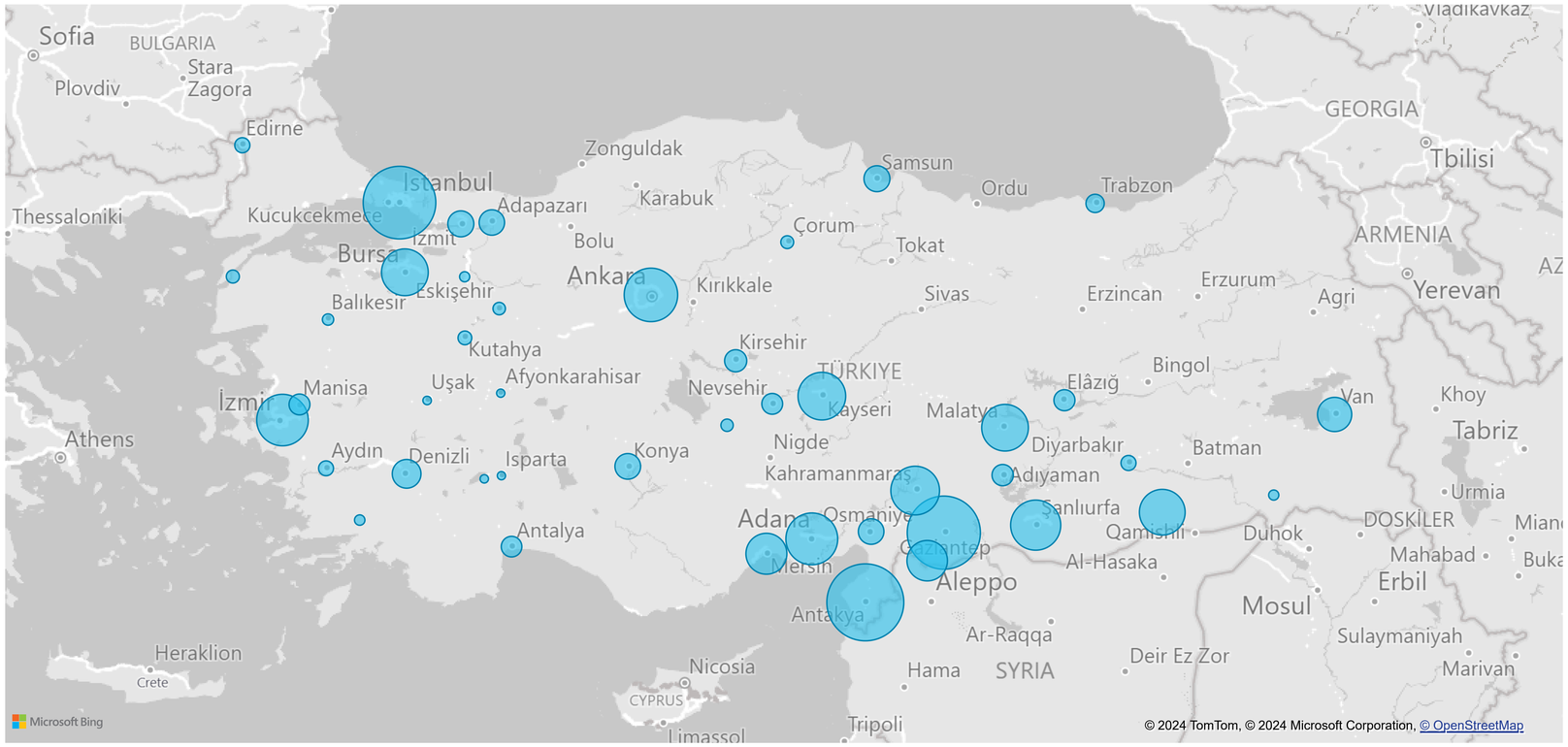

Individuals benefitting protection Services by Month

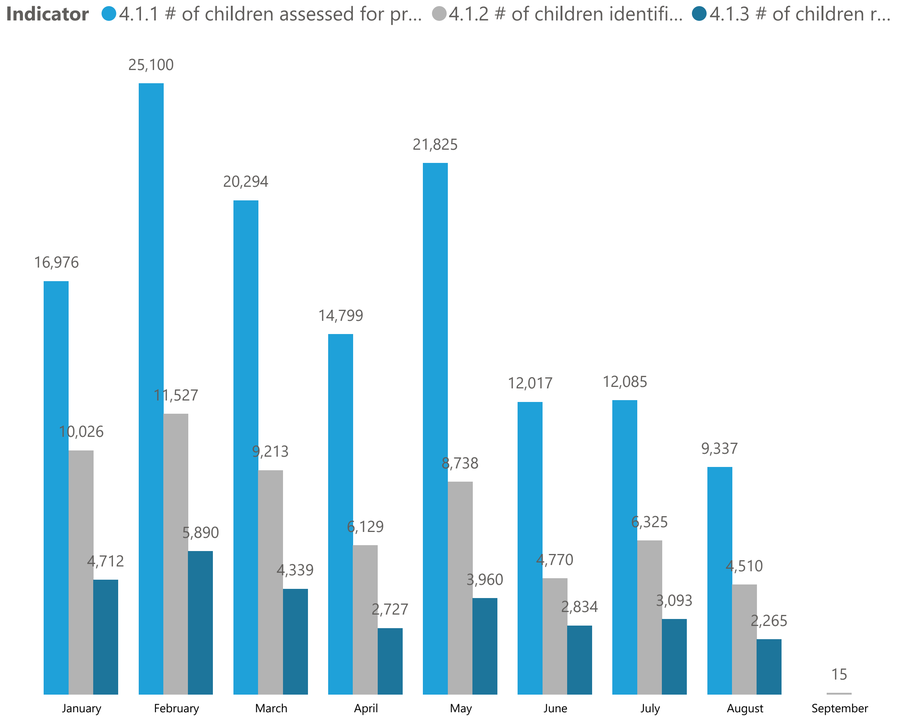

Location

All

Breakdown of Beneficiaries by Gender

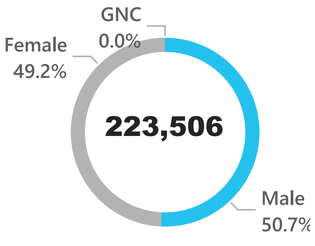

Breakdown of Beneficiaries by Nationality*

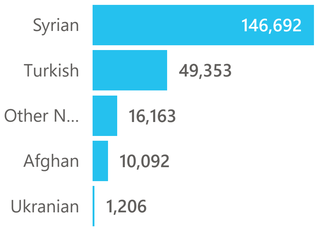

132,433
4.1.1 # of children assessed for protection risks

61,253
4.1.2 # of children identified to be at risk

29,820
4.1.3 # of children referred to specialised/multi-sectoral services

11,540
4.2.1 # of children participating in structured and sustained community based child protection programmes

57,362
4.2.2 # of children participating in structured, sustained child protection or psycho-social support programmes

13,845
4.2.3 # of individuals reached with positive parenting programmes

88,109
4.2.4 # of individuals reached through information campaigns and awareness-raising initiatives on child rights and protection

4,635
4.3.1 # of individuals reached with technical capacity development initiatives (including trainings) on child rights and protection

Appeal

All

EQ Response Activity

All

Nationality

All

Reporting Agencies

AAR Japan	CARE Intern...	Eksi 25	Gaziantep- ...	GOAL Inter...	Hatay Metr...	Human App...	IOM	Kaos GL	LWA	Multeciler ...	Qatar Charity	Sanliurfa M...	SENED Org...	SRP	TARDE	TRC	WALD	YSF
ASAM	DDD	EVSAD	Genç Hayat ...	Hand in Hand	HRDF	IGAM	KADAV	Kilis- Provin...	MUDEM	NSPPL	RET Interna...	Save the Ch...	SEVKAR	STL	TKV	UNHCR	WHH	

Supporting Agencies

AAR Jap...	ASAM	CARE In...	Caritas L...	Cordaid	GIZ	GOAL In...	Hand in ...	Human ...	IGAM	IOM	KADAV	LWA	MDM	MoNE	MUDEM	Oxfam ...	Qatar C...	Relief In...	RET Inte...	Save the...	SENED ...	UNHCR	UNICEF	WHH

Source: PWG, ActivityInfo *Feedback*: IMTurkey@unhcr.org

**The number of beneficiaries reached is calculated by summing indicators selected by the sectors; there may be duplications.*

CP Sub-Sector Achievements - 3RP Progress Tracker - 2024

as of September 2024

Indicator	Progress	Gap	Target	% of Progress	% Bar
4.1.1 # of children assessed for protection risks	130,671.00	17483	148,154.00	88.20%	
4.1.2 # of children identified to be at risk	60,815.00	45034	105,849.00	57.45%	
4.1.3 # of children referred to specialised/multi-sectoral services	27,605.00	66055	93,660.00	29.47%	
4.2.1 # of children participating in structured and sustained community based child protection programmes	5,429.00	32341	37,770.00	14.37%	
4.2.2 # of children participating in structured, sustained child protection or psycho-social support programmes (individuals and in groups)	47,352.00	34764	82,116.00	57.66%	
4.2.3 # of individuals reached with positive parenting programmes	13,702.00	12508	26,210.00	52.28%	
4.2.4 # of individuals reached through information campaigns and awareness-raising initiatives on child rights and protection	87,980.00	52960	140,940.00	62.42%	
4.3.1 # of individuals reached with technical capacity development initiatives (including trainings) on child rights and protection	4,076.00	3959	8,035.00	50.73%	
4.3.2 # of institutions supported to improve physical capacities (including related to infrastructure, material and logistic support) on child rights and protection	3.00	7	10.00	30.00%	
4.3.3 # of institutions supported to strengthen human resources capacities (including staffing support such as recruitment of psychologists, social workers) on child rights and protection	4.00	27	31.00	12.90%	

Source: *PWG, ActivityInfo* ***Feedback***: *IMTurkey@unhcr.org*

**The number of beneficiaries reached is calculated by summing indicators selected by the sectors; there may be duplications.*